



**JUSTICE COMMITTEE AGENDA**  
**Law and Justice Center, Room 700**

**Monday, April 5, 2004**

**5:00 p.m.**

1. Roll Call
2. Chairman's Approval of Minutes – March 8, 2004
3. Appearance by Members of the Public
4. Departmental Matters:
  - A. Bill Gamblin, 911 Administrator
    - 1) Items to be presented for Information:
      - a) E-911 Statistical Reports 1 - 9
      - b) General Report
      - c) Other
  - B. Sandy Parker, Circuit Clerk
    - 1) Items to be presented for Information:
      - a) Monthly Statistical Reports for February 2004 10 - 18
      - b) General Report
      - c) Other
  - C. Amy Davis, Public Defender
    - 1) Items to be presented for Information:
      - a) Monthly Caseload Report for February 2004 19 - 21
      - b) General Report
      - c) Other

D.	Roxanne Castleman, Court Services	
1)	<u>Items to be presented for Information:</u>	
a)	Adult/Juvenile Division Statistics Report February 2004	22
b)	Adult/Juvenile Special Programs for February 2004	23
c)	February 2004 Juvenile Detention Center Statistics in County Placement	24 - 25
d)	February 2004 Juvenile Detention Center Statistics Out of County Placement	26
e)	General Report	
f)	Other	
E.	Billie Larkin, Children's Advocacy Center	
1)	<u>Items to be presented for Information:</u>	
a)	Monthly Statistical Report for February 2004	27 - 28
b)	General Report	
c)	Other	
F.	Cindy Brand, Jury Commission	
1)	<u>Items to be presented for Information:</u>	
a)	Comparative Jury Trial Statistics	29 - 30
b)	Juror Payment Summary Report	31
c)	General Report	
d)	Other	
G.	William A. Yoder, State's Attorney	
1)	<u>Items to be presented for Action:</u>	
a)	Request Approval of an Emergency Appropriation Ordinance Amending the Fiscal Year 2004 Combined Annual Appropriation and Budget Ordinance – State's Attorney's Office 0020 – DCFS Grant for Children's Advocacy Center Attorney	32 - 33
2)	<u>Items to be presented for Information:</u>	
a)	New Domestic Violence Grant	
b)	General Report	
c)	Other	
H.	David Owens, McLean County Sheriff	
1)	<u>Items to be presented for Information</u>	
a)	McLean County Jail Population Report	34 - 36
b)	General Report	
c)	Other	

- I. Ed Books, Member, Rescue Squad
  - 1) Items to be presented for Information:
    - a) Training and Activities Update
    - b) General Report
    - c) Other

- J. John Zeunik, County Administrator
  - 1) Items to be presented for Information:
    - a) General Report
    - b) Other

5. Other Business and Communication

6. Recommend payment of Bills and Transfers, if any, to County Board

7. Adjournment

e:\ann\age\j\_Apr.04

# Board Memo

**Date:** 3/29/2004  
**To:** Honorable T. Renner, Chairman Justice Committee and Honorable Members  
**Cc:** File  
**From:** W. H. Gamblin, E9-1-1 Administrator  
**RE:** Monthly Report for February

---

This months report in addition to the past reports also contains a new report regarding hang up calls to 9-1-1. This report will be a monthly report in the manner of the other reports.

Respectfully submitted,



William Gamblin

*Handwritten note:* # 1011 to 1011

**WHG**  
[Faint text]

**Attachments**  
[Faint text]

[Faint text]

[Faint text]

[Faint text]

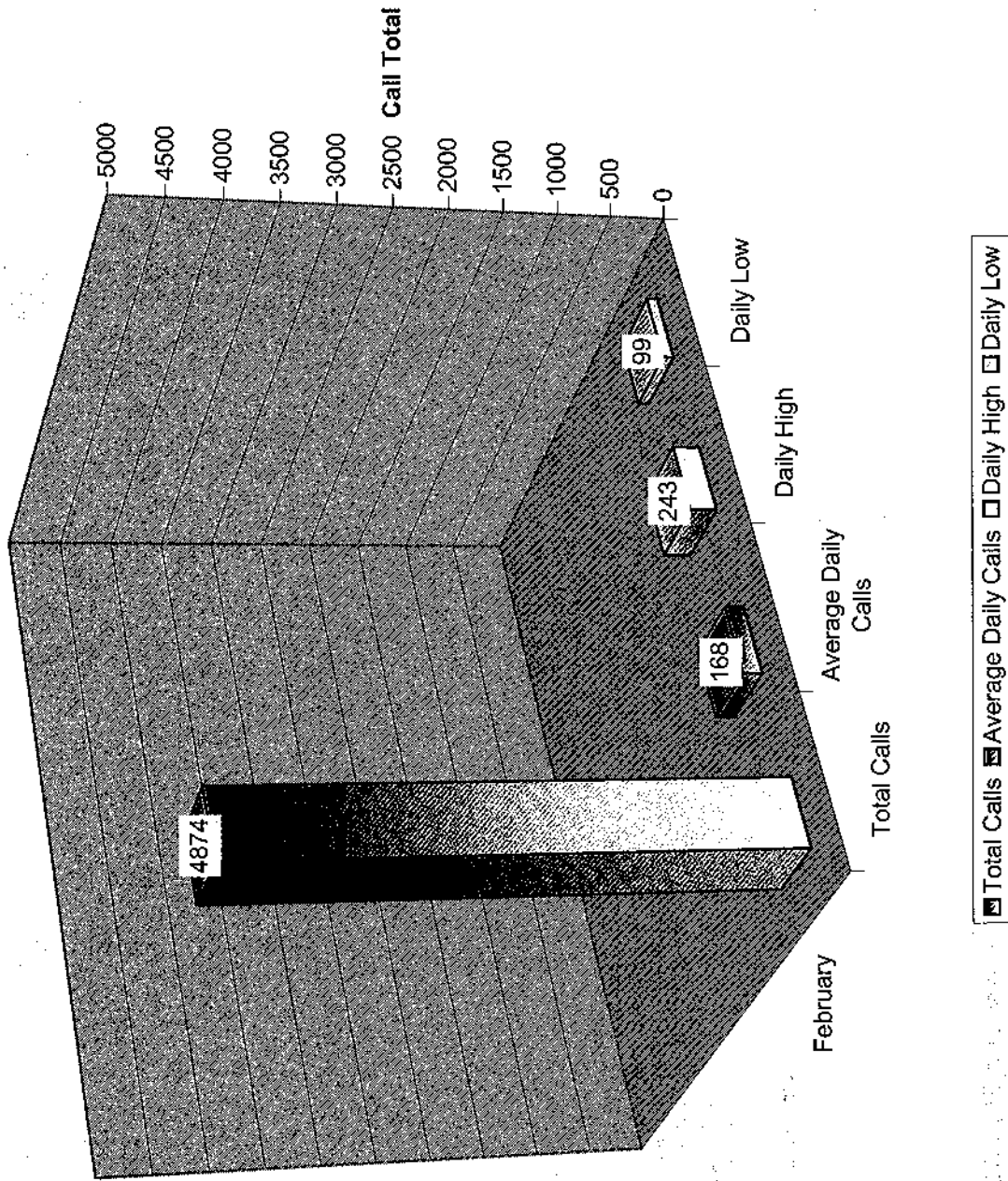
[Faint text]

*Handwritten note:* [Faint text]


[Faint text]

[Faint text]


# 9-1-1 Calls For February 2004




# CAD Responses Jan.-Feb., 2004



CAD Responses Fire/EMS Jan. - Feb., 2004



CAD Responses Law Enforcement Jan.-Feb., 2004





ERROR REPORT (MONTHLY)  
COMMUNITY

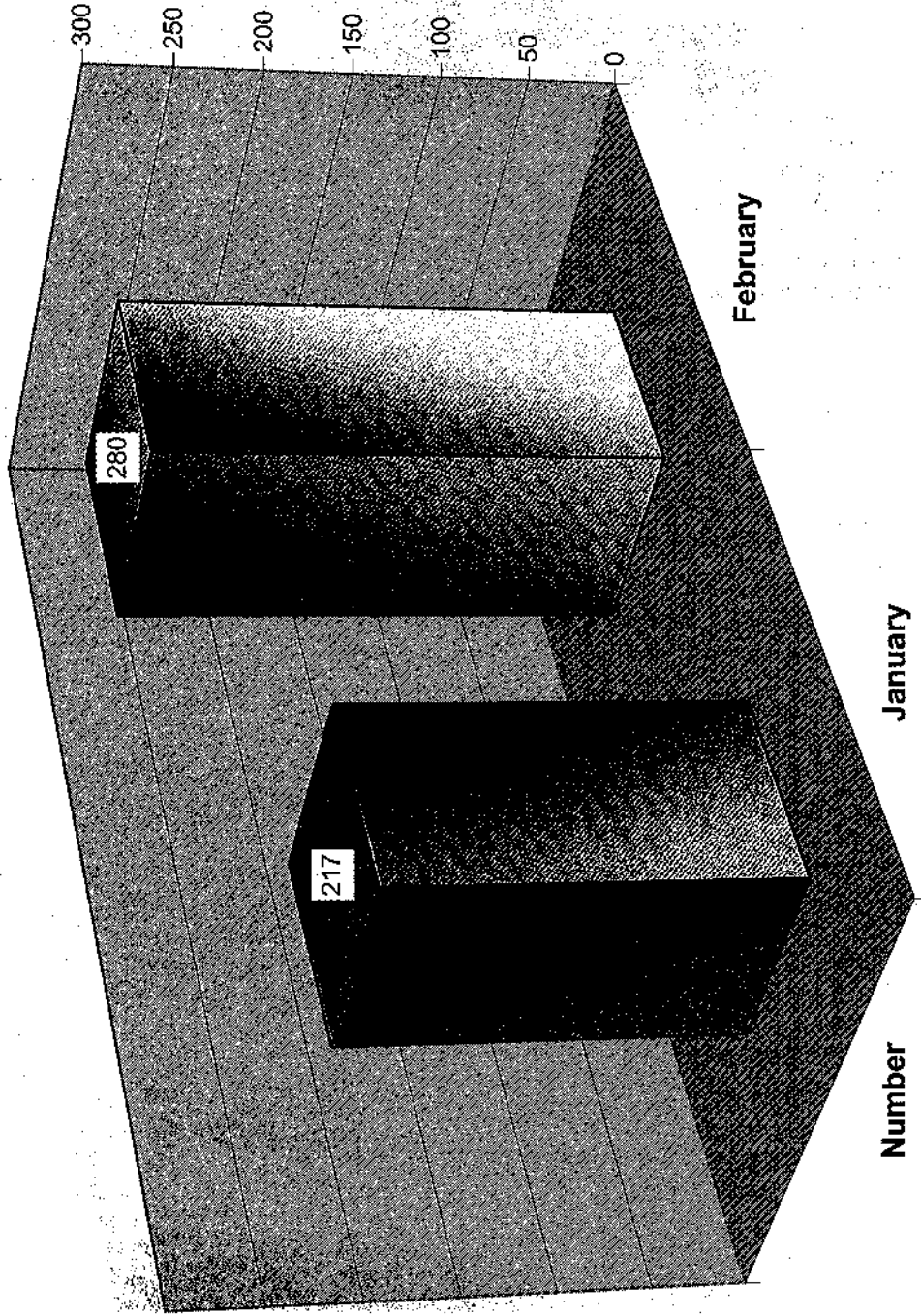
	RESIDENTIAL	BUSINESS	TOTAL ERRORS	DATA	#CORRECTED	ERROR TYPE
ANCHOR	0	0	0	1		
ARROWSMITH	0	0	0	1		
BELLFLOWER	0	0	0	2		
BLOOMINGTON	1	16	17	42		
CARLOCK	0	0	0	3		
CHENOA	0	1	1	4		
COLFAX	0	0	0			
COOKSVILLE	0	0	0			
CROPSEY	0	0	0	2		
DANVERS	1	1	2	1		
DOWNNS	1	1	2	2		
EL PASO	0	0	0	1		
ELLSWORTH	0	1	1	2		
GRIDLEY	0	0	0			
HEYWORTH	0	0	0	1		
HUDSON	2	1	3	1		
LERoy	8	0	8	5	1	1*-MSAG
LEXINGTON	4	0	4	5		
MANSFIELD	0	0	0	1		
MCLEAN	0	1	1			
MINIER	0	0	0			
NORMAL	2	5	7	7	2	2*-MSAG
SAYBROOK	1	0	1	5		
SHIRLEY	0	2	2	1		
STANFORD	0	0	0			
TOWANDA	0	0	0	1		
OTHER	1	0	1			
TOTAL ERRORS	21	29	50	88	3	

\*NO STREET NAME = NSN  
 \*MSAG PROBLEM = MSAG  
 \*NEED 911 ADDRESS = N911  
 \*CITY JURISDICTION = CJ  
 \*CELL TOWER = CT  
 \*REMOVE STREET DIRECTIONAL = RSD  
 \*COMMUNITY ERROR=COMM  
 \*NUMBER DISCONNECTED=ND  
 \*WRONG COUNTY=WC  
 \*DATA LINE = DL  
 \*SPELLING ERROR = SP

ERRORS AS OF JANUARY 31, 2003 47  
 NEW ERRORS FOR FEBRUARY 3  
 ERRORS CORRECTED IN FEBRUARY 3  
 ERRORS AS OF FEBRUARY 29, 2004 47  
 DATA LINES 88  
 ILLINOIS STATE UNIVERSITY 69



# 911 Hang Up Calls



■ January ■ February

FEBRUARY, 2004

**ERROR  
NO ALI**

NUMBER CORRECTED TESTED COMPLETE

3	3	0	1
---	---	---	---

**NO ANI**

NUMBER CORRECTED TESTED COMPLETE

--	--	--	--

**INCORRECT ADDRESS**

NUMBER CORRECTED TESTED COMPLETE

6	6	0	3
---	---	---	---

**MSAG-STREET RANGE/COMMUNITY**

NUMBER CORRECTED TESTED COMPLETE

5			5
---	--	--	---

**ASSIGNED ADDRESSES-UNINCORPORATED  
NEW ROADS (NEW MSAG LISTING)**

0
59

**TOTAL ERRORS  
TOTAL ERRORS CLEARED**

14
9

REPORT A  
ACTIVITY OF ALL CIVIL CASES  
DURING THE MONTH OF FEBRUARY 2004  
IN THE CIRCUIT COURT OF THE 11th JUDICIAL CIRCUIT  
McLEAN COUNTY

CATEGORY	BEGIN PENDING	CODE	NEW FILED	REINSTATED	DISPOSED	END PENDING 2004	END PENDING 2003
Adoption	22	AD	7	0	7	22	19
Arbitration	239	AR	49	12	35	265	474
Chancery	198	CH	33	0	51	180	176
Dissolution of Marriage	552	D	41	0	32	561	507
Eminent Domain	1	ED	1	0	0	2	3
Family	185	F	29	0	23	191	183
Law => \$50,000 - Jury	271	L	11	0	6	276	265
Law = > \$50,000 - Non-Jury	146	L	10	0	6	150	124
Law = < \$50,000 - Jury	10	LM	0	0	0	10	18
Law = < \$50,000 - Non-Jury	107	LM	61	6	72	102	319
Municipal Corporation	1	MC	0	0	0	1	0
Mental Health	12	MH	7	0	11	8	7
Miscellaneous Remedy	167	MR	25	0	38	154	128
Order of Protection	13	OP	18	0	17	14	10
Probate	1,113	P	23	0	44	1,092	1,122
Small Claim	456	SC	159	47	213	449	818
Tax	10	TX	0	0	0	10	10
TOTAL CIVIL	3,503		474	65	555	3,487	4,183

REPORT B  
 ACTIVITY OF ALL CRIMINAL CASES  
 DURING THE MONTH OF FEBRUARY 2004  
 IN THE CIRCUIT COURT OF THE 11TH JUDICIAL CIRCUIT  
 McLEAN COUNTY

	BEGIN PENDING	CODE	NEW FILED	NO. OF DEFTS. NEW	REINSTATED	DISPOSED	END PENDING 2004	END PENDING 2003
CONTEMPT OF COURT	9	C.C.	1	1	0	3	7	3
CRIMINAL FELONY	858	CF	91	91	0	102	847	849
CRIMINAL MISDEMEANOR	1,005	CM	190	190	0	184	1,011	1,090
TOTAL CRIMINAL	1,872		282	282	0	289	1,865	1,942

REPORT C  
 ACTIVITY OF ALL JUVENILE CASES  
 DURING THE MONTH OF FEBRUARY 2004  
 IN THE CIRCUIT COURT OF THE 11TH JUDICIAL CIRCUIT  
 McLEAN COUNTY

CATEGORY	BEGIN PENDING	CODE	NEW FILED	NO. OF DEFTS. NEW	REINSTATED	DISPOSED	END PENDING 2004	END PENDING 2003
JUVENILE	34	J	2	2	0	3	33	48
JUVENILE ABUSE & NEGLECT	202	JA	25	25	1	8	220	187
JUVENILE DELINQUENT	109	JD	7	7	2	11	107	103
TOTAL JUVENILE	345		34	34	3	22	360	338

REPORT D  
 ACTIVITY OF ALL DUI/TRAFFIC/CONSERVATION/ORDINANCE CASES  
 DURING THE MONTH OF FEBRUARY 2004  
 IN THE CIRCUIT COURT OF THE 11TH JUDICIAL CIRCUIT  
 McLEAN COUNTY

CATEGORY	BEGIN PENDING	CODE	NEW FILED	REINSTATED	DISPOSED	END PENDING 2004	END PENDING 2003
CONSERVATION VIOLATION	13	CV	1	0	2	12	9
DRIVING UNDER THE INFLUENCE	395	DT	68	0	60	403	426
ORDINANCE VIOLATION	894	OV	169	0	143	920	711
TRAFFIC VIOLATION	15,716	TR	3,055	28	2,984	15,815	22,110
TOTALS:	17,018		3,293	28	3,189	17,150	23,256





**REPORT F**  
**DISPOSITION OF DEFENDANTS CHARGED WITH FELONIES<sup>(1)</sup>**  
**DURING THE MONTH OF FEBRUARY, 2004**  
**IN THE CIRCUIT COURT OF THE 11TH JUDICIAL CIRCUIT**  
**McLEAN COUNTY**

		NOT CONVICTED					CONVICTED			TOTAL DEFENDANTS DISPOSED OF		
		NOLLE	S.O.L.	REDUCED TO MISDEMEANOR	DISMISSED	OTHER(2)	ACQUITTED BY		GUILTY PLEA		BENCH TRIAL	JURY TRIAL
							BENCH TRIAL	JURY TRIAL				
17	0	5	0	0	0	0	3	72	3	2	102	

(1) NOT NECESSARILY DIFFERENT DEFENDANTS

(2) INCLUDES COURT ACTION: NO BILL, TRANSFERRED/NO JURISDICTION, DEATH SUGGESTED/CAUSE ABATED, UNFIT TO STAND TRIAL, SEXUALLY DANGEROUS, TRANSFERS TO WARRANT CALENDAR, AND EXTRADITION PROCEEDING FILED AS A FELONY.

\*1 Case was NOT GUILTY for reason of insanity

1 Case was let on pending that was term in August

**REPORT F**  
**DISPOSITION OF DEFENDANTS CHARGED WITH FELONIES<sup>(1)</sup>**  
**THROUGH THE MONTH OF FEBRUARY, 2004**  
**IN THE CIRCUIT COURT OF THE 11TH JUDICIAL CIRCUIT**  
**McLEAN COUNTY**

	NOT CONVICTED							CONVICTED			TOTAL DEFENDANTS DISPOSED OF
	NOLLE	S.O.L.	REDUCED TO MISDEMEANOR	DISMISSED	OTHER(2)	ACQUITTED BY		GUILTY PLEA	BENCH TRIAL	JURY TRIAL	
						BENCH TRIAL	JURY TRIAL				
JAN	15	0	1	0	1*	0	1	78	1	1	98
FEB	17	0	5	0	0	0	3	72	3	2	102
MAR											
APR											
MAY											
JUNE											
JULY											
AUG											
SEPT											
OCT											
NOV											
DEC											
TOTAL	32	0	6	0	1*	0	4	150	4	3	200

(1) NOT NECESSARILY DIFFERENT DEFENDANTS

(2) INCLUDES COURT ACTION: NO BILL, TRANSFERRED/NO JURISDICTION, DEATH SUGGESTED/CAUSE ABATED, UNFIT TO STAND TRIAL, SEXUALLY DANGEROUS, TRANSFERS TO WARRANT CALENDAR, AND EXTRADITION PROCEEDING FILED AS A FELONY.

**REPORT G**  
**SENTENCE OF DEFENDANTS CHARGED WITH FELONIES**  
**DURING THE MONTH OF FEBRUARY 2004**  
**IN THE CIRCUIT COURT OF THE 11th JUDICIAL CIRCUIT**  
**McLEAN COUNTY**

TOTAL NUMBER OF DEFENDANTS CONVICTED OF FELONIES BY GUILTY PLEA, BENCH TRIAL AND JURY TRIAL (FROM REPORT F). THIS TOTAL MUST EQUAL THE NUMBER OF FELONY SENTENCES ON THE FELONY SENTENCE TABLE BELOW.

TOTAL NUMBER OF CONVICTED FELONIES: 77  
(FROM REPORT F)

FELONY SENTENCE TABLE

	CLASS M	CLASS X	CLASS 1	CLASS 2	CLASS 3	CLASS 4	TOTALS
1. DEATH	0	0	0	0	0	0	0
2. LIFE	0	0	0	0	0	0	0
3. IDOC	0	2	5	9	8	20	44
4. PROBATION	0	0	2	7	9	13	31
5. OTHER	0	0	0	1	1	0	2
<b>TOTALS:</b>	<b>0</b>	<b>2</b>	<b>7</b>	<b>17</b>	<b>18</b>	<b>33</b>	<b>77</b>

\* Conditional Discharge

REPORT H  
ORDERS OF PROTECTION ISSUED  
DURING THE MONTH OF FEBRUARY 2004  
IN THE CIRCUIT COURT OF THE 11TH JUDICIAL CIRCUIT  
MCLEAN COUNTY

	<u>EMERGENCY</u>	<u>INTERIM</u>	<u>PLENARY</u>
DIVORCE	6	0	0
FAMILY (OP)	10	0	2
CRIMINAL	4	1	3
<b>TOTAL:</b>	20	1	5

April 5, 2004

McLean County Board  
Justice and Public Safety Committee  
Bloomington, IL 61701

Re: Monthly Caseload - MONTH ENDING February 29, 2004

Dear Committee Members:

Pursuant to statute, I am forwarding this report to your attention and I am causing a copy to be filed with the Circuit Clerk's office of McLean County.

During the above-mentioned time period, in the discharge of our duties to indigent persons in McLean County we have been assigned the following new cases in the area set forth. The activities in which we are involved differ in no substantial manner from those which have earlier been reported.

CASE TYPES	MONTHLY TOTALS 2003	MONTHLY TOTALS 2004	YTD TOTALS 2003	YTD TOTALS 2004	% CHANGE YTD
FELONIES	73	79	151	171	12%
MISDEMEANORS	69	105	206	200	<3%>
DUI	19	16	54	35	<35%>
TRAFFIC	72	59	159	126	<21%>
JUVENILE	18	20	28	42	33%
(DELINQUENT)	7	11	19	23	17%
(ABUSE/NEGLECT)	11	9	9	19	53%
MENTAL HEALTH CASES	3	0	3	1	<67%>
POST-CONVICTION & SVPCA CASES	0	0	0	0	No change
TOTAL	254	279	601	575	<4%>

Following are the caseload assignments to each of the full-time and contract attorneys for the reporting month of: **MONTH ENDING February 29, 2004.**

CASE TYPE	PUBLIC DEFENDER ATTORNEYS	YTD TOTALS	NEW MONTHLY TOTALS	NEW PTR/REVIEW TOTALS
F	TRACY SMITH	23	7	7
F	JAMES TUSEK	26	16	6
F	RONALD LEWIS	25	13	11
F	BRIAN MCELDFOWNEY	21	8	3
M	CARLA HARVEY	102	56	7
F	CARLA HARVEY	7	6	1
F	LARRY SPEARS	20	9	7
M	LARRY SPEARS	98	49	17
DUI	MILLICENT ROTH	35	16	28
F	JOHN WRIGHT-C	11	5	0
F	LEE ANN HILL-C	11	3	0
F	TONY TOMKIEWICZ-C	12	5	0
TR	DAWN NATION	126	59	19
J	JON MCPHEE	16	8	0
J	ART FELDMAN	23	11	1
J	ROB KEIR	10	5	0
J	ALAN NOVICK-C	3	3	0
PC/SVP	DAVID BUTLER-C	0	0	0
PVT	PRIVATE COUNSEL	47	21	0
W/D	WITHDRAWN	9	4	0

PTR= Petition to Revoke Probation

F = Felony

J = Juvenile

O = Other

P.C.=Post Conviction Remedy Cases

C= Contract Attorney (6-7 Cases per Month)

DUI= DUI

TR= Traffic

M= Misdemeanor

**April 5, 2004**

**TO:** Justice Committee

**FROM:** Amy Johnson Davis

**RE:** Monthly Report

**FEBRUARY 2004 DISPOSITIONS**

DISPOSITION	FELONY	MISDEMEANOR	TRAFFIC / DUI
PLEA / ORIGINAL OFFER	30	65	29
PLEA / LESSER	16	10	11
BENCH TRIAL / WIN	0	3	0
BENCH TRIAL / LOSS	0	0	0
JURY TRIAL / WIN	1	0	0
JURY TRIAL / LOSS	2	0	0
DISMISSED / UPFRONT	1	6	1
DISMISSED / TRIAL	2	2	0
KNOCKDOWN	0	0	0
DISMISSED PER PLEA	9	7	3
PRIVATE COUNSEL	14	3	4
PLEA / BLIND	4	0	0
REFILED AS FELONY	N/A	0	1
WITHDRAWN	3	1	0
DIRECTED VERDICT	0	0	0
P.D. DENIED	2	3	0



February 2004

## **COURT SERVICES ADULT/JUVENILE DIVISION STATISTICS**

### **ADULT DIVISION**

7 Officer Supervision Unit plus 3 Officer PSI Unit

Total Caseload – 1083 (1059 last month)

Average caseload per officer 155(60 AOIC recommendation)

Presentence Reports Completed – 33 (34 last month)

\* Total Workload Hours Needed – 1873.80 (1869.80 last month)

\*\* Total Hours Available - 1650.00

\* According to AOIC standards it would take this amount of hours per month to complete all requirements of case supervision and report writing.

\*\* The number of work hours available to the division (11 officers working 150 hours each per month).

AOIC workload standards indicate **an additional 1.49 adult officers are needed.** (1.47 last month)

### **JUVENILE DIVISION**

4 Officer Division

Total Caseload – 117 (116 last month)

Average caseload per officer 29 (35 AOIC recommendation)

Social History Reports Completed – 8 (8 last month)

\* Total Workload Hours Needed – 452.00 (445.00 last month)

\*\* Total Hours Available 600.00

\* According to AOIC standards it would take this amount of hours per month to complete all requirements of case supervision and report writing.

\*\* The number of work hours available to the division (4 officers working 150 hours each per month).

AOIC workload standards indicate **an additional -.98 juvenile officers are needed.** (-1.03 last month)

### **EARLY INTERVENTION PROBATION (EIP)**

3 Person unit with a maximum caseload of 45

Total caseload 31

February 2004

## **SPECIAL PROGRAMS**

### **INTENSIVE PROBATION UNIT ADULT**

3 person unit with a maximum caseload of 40

Total Caseload -- 48 (47 last month)

### **INTENSIVE PROBATION UNIT JUVENILE**

1 ½ person unit with a maximum caseload of 15

Total Caseload - 15 (15 last month)

### **DRIVING UNDER THE INFLUENCE UNIT**

1 person unit with a maximum caseload of 40

Total Caseload - 64 (69 last month)

### **JUVENILE INTAKE**

2 person unit

Total Informal Conferences - 14 (18 last month)

Total Caseload Informal Probation - 61 (58 last month)

Total Intake Screen Reports - 53 (53 last month)

### **COMMUNITY SERVICE PROGRAM**

1 person unit

Total Caseload Adult - 500 (515 last month)

Total Caseload Juvenile - 40 (39 last month)

Total Hours Completed Adult - 2977.00 (\$15,629.25 Symbolic Restitution)

Total Hours Completed Juvenile - 60.00 (\$ 315.00 Symbolic Restitution)

Total Worksites Used - 36 (36 last month)

### **DOMESTIC VIOLENCE PROGRAM**

3 person unit (2 Officers and 1 Clerk)

Total Probation Caseload - 99 (95 last month)

Total Court Supervision/Conditional Discharge Caseload - 388 (381 last month)

2004  
**JUVENILE DETENTION CENTER  
 MCLEAN COUNTY**

	Jan	Feb	Mar	Apr	May	Jun	Jul	Aug	Sep	Oct	Nov	Dec
<b>Ages of Minors Detained</b>												
10	1	0										
11	1	0										
12	0	1										
13	5	2										
14	1	1										
15	8	6										
16	9	9										
<b>Sex of Minors Detained</b>												
Male	14	12										
Female	11	7										
<b>Race of Minors Detained</b>												
Caucasian	15	12										
African-American	10	6										
Hispanic		1										
<b>Offenses of Which Minor was Detained</b>												
Dispositional Detention	2	4										
Warrant	10	4										
Aggravated Assault	0	1										
Battery	0	0										
Burglary	2	0										
Court Ordered	1	0										
Domestic Battery	1	0										
Court Ordered	1	0										
DOC Evaluation	1	0										
DOC Warrant	0	2										
Intimidation	1	0										
Motor Vehicle Theft	1	1										
Possession of Cannabis Under 2.5	0	0										
Reckless Discharge of a Firearm	1	0										
Request for Apprehension	4	7										
Unlawful Use of Weapons	1	0										

2004  
**JUVENILE DETENTION CENTER  
 MCLEAN COUNTY**

	Jan	Feb	Mar	Apr	May	Jun	Jul	Aug	Sep	Oct	Nov	Dec
<b>Residence of Minors Detained</b>												
Bloomington	16	9										
Normal	5	7										
Chicago	0	1										
Heyworth	1	1										
Hillsboro	1	0										
Peoria	1	0										
Springfield	0	1										
Warrenville	1	0										
<b>Average Daily Population</b>	8.2	13.4										
<b>Average Daily Population:YTD</b>	8.2	10.8										
<b>Number of Days in Detention</b>	254	389										
<b>Revenue:</b>	50	150										

2004  
**JUVENILE DETENTION CENTER  
 OUT OF COUNTY**

	Jan	Feb	Mar	Apr	May	Jun	Jul	Aug	Sep	Oct	Nov	Dec
<b>Ages of Minors Detained</b>												
10	0	0	0									
11	0	0	0									
12	0	0	0									
13	0	0	0									
14	1	1	1									
15	4	1	1									
16	7	4	4									
<b>Sex of Minors Detained</b>												
Male	9	3	3									
Female	3	3	3									
<b>Race of Minors Detained</b>												
Caucasian	9	6	6									
African-American	3	0	0									
Hispanic												
<b>Offenses of Which Minor was Detained</b>												
<b>Dispositional Detention</b>												
Warrant	8	1	1									
DOC Evaluation	1	2	2									
DOC Warrant	1	0	0									
Probation Violation	0	1	1									
Residential Burglary	0	0	0									
Theft Under	1	0	0									
Unlawful Possession of Weapon	0	0	0									
<b>Residence of Minors Detained</b>												
Adams	1	0	0									
DeWitt	2	0	0									
DOC	1	0	0									
Henry	0	0	0									
Lee	0	0	0									

**CASA Report  
February 2004**

**The CASA Statistics for February 2004 are as follows:**

1 Volunteer Assigned  
3 Children served, ages 7, 4, & 2.

**The Cumulative CASA Statistics are as follows:**

2 Cases Assigned Year to Date  
89 Active Volunteers  
160 Children being served  
36 Children currently waiting assignment  
0 CASA's resigned this month  
21 Court Reports filed  
29 Court Hearings Attended


**Program Updates:**

During the month of February, we provided seven 3-hour trainings to our new class of volunteers. We held an educational In-Service on February 3<sup>rd</sup>, with Dale Trowbridge from Avert. Mr. Trowbridge presented treatment options of Domestic Violence offenders. We had an unusual number of court hearings to attend this month, as we attended 29 hearings!

We have numerous cases awaiting assignment with no current volunteers available. We will be assigning cases as soon as the 7 new CASA's are sworn in on March 4, 2004.



# McLean County Children's Advocacy Center Monthly Statistics February 2004

	2003 1st INTERVIEW MONTH/YTD STATS	1st. INTERVIEW 2004 MONTH/YTD	JUV. SUSPECT INTERVIEW 2004	SIB./WITNESS INTERVIEW 2004	2ND INTERVIEW 2004	OUT OF COUNTY INTERVIEW	TOTAL MONTHLY INTERVIEWS	YTD TOTALS
JANUARY	8/8	13/13	0	11	0	0	24	24
FEBRUARY	8/16	12/25	1	3	1	6	23	47
MARCH	15/31							
APRIL	6/37							
MAY	9/46							
JUNE	12/58							
JULY	12/70							
AUGUST	7/77							
SEPTEMBER	17/94							
OCTOBER	11/105							
NOVEMBER	5/110							
DECEMBER	10/120							
YEAR TO DATE TOTALS	120	25	1	14	1	6	47	47



DATE: March 22, 2004

TO: Honorable Members of the Justice Committee,  
McLean County Board

FROM: Cindy L. Brand  
Jury Coordinator

RE: Statistics and Progress

I am submitting for your information the quarterly statistics of our activity.

As shown in the Comparative Jury Trial Statistics the number of jury trials held during the first quarter of 2004 is similar to past years. We have no murder or other major criminal cases now scheduled for the upcoming months.

During non-jury weeks we have been able to make the jury assembly room available to other departments for several large meetings.

I was able to attend a users meeting in February sponsored by the software company which provides our jury program software which was very informative.

**Comparative Jury Trial Statistics  
Number of Trials Conducted**

<b>Month:</b>	<b>2004</b>	<b>2003</b>	<b>2002</b>	<b>2001</b>	<b>2000</b>
<b>Jan:</b>	12	13	10	11	3
<b>Feb:</b>	8	9	9	8	6
<b>Mar:</b>	$\frac{7}{27}$	$\frac{8}{30}$	$\frac{8}{27}$	$\frac{18}{37}$	$\frac{9}{18}$
<b>Apr:</b>		3	10	6	7
<b>May:</b>		11	9	12	7
<b>June:</b>		0	8	9	10
<b>July:</b>		5	10	15	8
<b>Aug:</b>		6	12	9	6
<b>Sept:</b>		7	11	11	9
<b>Oct:</b>		7	13	11	2
<b>Nov:</b>		8	10	2	4
<b>Dec:</b>		14	10	11	6
<b>Totals:</b>		91	120	123	77

JUROR PAYMENT SUMMARY REPORT

SUB-PANEL	APPEARANCE DATE	JURORS SUMMONED	JURORS SERVED	PER DIEM PAID	MILEAGE PAID	PARKING PAID	MISCELLANEOUS PAID	OTHER PAID	TOTAL PAID
JAA Petit	Jan 05, 2004	200	136	\$2390.00	\$1212.25	\$0.00	\$0.00	\$0.00	\$3602.25
JAZ Coroner	Jan 08, 2004	34	28	\$720.00	\$293.15	\$0.00	\$0.00	\$0.00	\$1013.15
JAB Petit	Jan 12, 2004	225	154	\$2030.00	\$891.15	\$0.00	\$0.00	\$0.00	\$2921.15
JAC Petit	Jan 20, 2004	250	107	\$1820.00	\$729.95	\$0.00	\$0.00	\$0.00	\$2549.95
FBA Petit	Feb 02, 2004	200	131	\$1910.00	\$846.30	\$0.00	\$0.00	\$0.00	\$2756.30
FBG Grand	Feb 04, 2004	34	23	\$680.00	\$340.60	\$0.00	\$0.00	\$0.00	\$1020.60
FBB Petit	Feb 09, 2004	200	84	\$1090.00	\$469.95	\$0.00	\$0.00	\$0.00	\$1559.95
FBC Petit	Feb 17, 2004	185	99	\$1380.00	\$482.30	\$0.00	\$0.00	\$0.00	\$1862.30
MRA Petit	Mar 01, 2004	250	40	\$960.00	\$434.85	\$0.00	\$0.00	\$0.00	\$1394.85
MRB Petit	Mar 08, 2004	225	152	\$2780.00	\$1283.75	\$0.00	\$0.00	\$0.00	\$4063.75
MRC Petit	Mar 15, 2004	200	66	\$790.00	\$370.50	\$0.00	\$0.00	\$0.00	\$1160.50
<b>TOTAL</b>		<b>1754</b>	<b>1020</b>	<b>\$16550.00</b>	<b>\$7354.75</b>	<b>\$0.00</b>	<b>\$0.00</b>	<b>\$0.00</b>	<b>\$23904.75</b>
<b>31 TOTAL Petit</b>		<b>1686</b>	<b>969</b>	<b>\$15150.00</b>	<b>\$6721.00</b>	<b>\$0.00</b>	<b>\$0.00</b>	<b>\$0.00</b>	<b>\$21871.00</b>
AVERAGE COST PER JUROR - Petit \$22.57									
<b>TOTAL Grand</b>		<b>34</b>	<b>23</b>	<b>\$880.00</b>	<b>\$340.60</b>	<b>\$0.00</b>	<b>\$0.00</b>	<b>\$0.00</b>	<b>\$1020.60</b>
AVERAGE COST PER JUROR - Grand \$44.37									
<b>TOTAL Coroner</b>		<b>34</b>	<b>28</b>	<b>\$720.00</b>	<b>\$293.15</b>	<b>\$0.00</b>	<b>\$0.00</b>	<b>\$0.00</b>	<b>\$1013.15</b>
AVERAGE COST PER JUROR - Coroner \$36.18									

**An EMERGENCY APPROPRIATION Ordinance  
Amending the McLean County Fiscal Year 2004  
Combined Annual Appropriation and Budget Ordinance  
General Fund 0001, State's Attorney's Office 0020**

**WHEREAS**, the McLean County Board, on November 18, 2003, adopted the Combined Annual Appropriation and Budget Ordinance, which sets forth the revenues and expenditures deemed necessary to meet and defray all legal liabilities and expenditures to be incurred by and against the County of McLean for the 2004 Fiscal Year beginning January 1, 2004 and ending December 31, 2004; and,

**WHEREAS**, the Combined Annual Appropriation and Budget Ordinance includes the operating budget for the State's Attorney's Office, Department 0020; and,

**WHEREAS**, the State's Attorney's Office has been awarded grant funds from the Illinois Department of Children and Family Services and the McLean County Child Protection Network in the total amount of \$60,000.00 pay for the salary and health benefits for an Assistant State's Attorney III to work for the Children's Advocacy Center to provide legal services to victims of child abuse; and,

**WHEREAS**, the State's Attorney's Office has recommended that the grant funds from the Illinois Department of Children and Family Services and the McLean County Child Protection Network be appropriated in fiscal 2004 to pay for the salary and health benefits for an Assistant State's Attorney III to work for the Children's Advocacy Center to provide legal services to victims of child abuse; and,

**WHEREAS**, the Justice Committee, at its meeting on Monday, April 5, 2004, approved and recommended to the County Board an Emergency Appropriation Ordinance to recognize the receipt and expenditure of certain reimbursements to operate said program for the first six months of Fiscal Year 2004; now therefore,

**BE IT ORDAINED** by the McLean County Board as follows:

1. That the County Treasurer is directed to add to the appropriated budget of the General Fund 0001, State's Attorney's Office, Department 0020 the following revenue:

	<u>ADOPTED</u>	<u>ADD</u>	<u>AMENDED BUDGET</u>
DCFS Child Abuse Attorney 0001-0020-0019-0407.0145	\$ 0.00	\$34,761.00	\$34,761.00
TOTAL:		\$34,761.00	

2. That the County Auditor is directed to add to the appropriated budget of the General Fund 0001, State's Attorney's Office, Department 0020, the following expenditures:

	<u>ADOPTED</u>	<u>ADD</u>	<u>AMENDED BUDGET</u>
Full-time Employee Salaries 0001-0020-0019-0503.0001	\$1,440,960.00	\$30,057.00	\$1,471,017.00
County's I.M.R.F. Contribution 0001-0020-0019-0599.0001	\$ 0.00	\$ 1,906.00	\$ 1,906.00
Employee Medical/Life Insurance 0001-0020-0019-0599.0002	\$ 80,963.00	\$ 1,400.00	\$ 82,363.00
County's F.I.C.A. Contribution 0001-0020-0019-0599.0003	\$ 0.00	\$ 1,398.00	\$ 1,398.00
TOTAL:		\$34,761.00	

(2)

3. That the County Clerk shall provide a certified copy of this ordinance to the County Administrator, County Auditor, County Treasurer, and the State's Attorney.

**ADOPTED** by the County Board of McLean County this 20th day of April, 2004.

**ATTEST:**

**APPROVED:**

---

Peggy Ann Milton, Clerk of the County Board,  
McLean County, Illinois

---

Michael F. Sweeney, Chairman  
McLean County Board

EA\_STATTY\_defgrant2004.apr  
4/20/04



**McLEAN COUNTY SHERIFF'S DEPARTMENT**  
**DAVID OWENS, SHERIFF**  
"Peace Through Integrity"  
Administration Office  
(309) 888-5034  
104 W. Front Law & Justice Center Room 105  
P.O. Box 2400 Bloomington, Illinois 61702-2400

Detective Commander (309) 888-5051  
Patrol Commander (309) 888-5166  
Patrol Duty Sergeant (309) 888-5019  
Jail Division (309) 888-5065  
Process Division (309) 888-5040  
Records Division (309) 888-5055  
Domestic Crimes Division (309) 888-5860  
FAX (309) 888-5072

March 31, 2004

TO: Mr. Tari Renner, Chairman  
Justice Committee  
FROM: Sheriff David Owens  
SUBJ: APRIL 5<sup>TH</sup>, 2004 JUSTICE COMMITTEE AGENDA

Dear Chairman Renner:

I would respectfully request that the following item be placed on the April 5<sup>th</sup> Justice Committee Agenda for information only:

**Information**

- 1) **McLean County Detention Facility Population Report:** (Please see attached).

If you have any questions prior to the meeting, please feel free to give me a call.

Sincerely,

David Owens  
Sheriff

DO:jc

MCDf Average Population  
Six Month Comparison  
2004

Month	January 2004	February 2004	March 2004	April 2004	May 2004	June 2004	Average
Daily Total	238.06	217.13	207.14				220.78
In House	198.71	190.21	184.69				191.2
Female	40.16	31.97	30.97				34.37
Male	197.90	185.17	176.17				186.41
Special Needs-Females	7.97	8.21	8.59				8.26
Special Needs-Males	13.23	11.24	9.03				11.17
Straight Sent-Females	7.20	5.38	7.93				6.84
Straight Sent-Males	51.32	45.83	36.03				44.39
Work Release-Female	2.36	0	0				0.79
Work Release-Males	7.84	6.38	7.97				7.4
Weekenders Females	7.24	6.97	7.10				7.1
Weekenders Male	13.08	15.03	14.21				14.11
Other Facilities Female	0	0	0				0.0
Other Facilities Male	19.87	6.07	1.24				9.06

MCDP-First Quarter  
Population Report  
March  
2004

Date	Total		IN	Female		Male		Spec Needs		Str. Sent		Work Rel		Week		Other Fac	
	Pop	House		Female	Male	Female	Male	Female	Male	Female	Male	Female	Male	Female	Male	Female	Male
1	219	183	31	188	10	9	8	39	0	0	5	7	13	0	11		
2	220	184	32	188	13	14	7	40	0	0	7	7	14	0	11		
3	212	187	28	184	9	7	7	40	0	0	7	7	13	0	1		
4	207	179	27	180	8	6	7	41	0	0	7	7	13	0	1		
5	205	177	30	175	11	8	7	7	0	0	7	6	13	0	1		
6	209	199	29	180	11	11	9	45	0	0	7	7	15	0	1		
7	213	205	30	183	9	11	9	45	0	0	7	7	14	0	1		
8	213	183	31	182	7	4	8	43	0	0	9	7	15	0	1		
9	208	180	28	180	8	4	8	48	0	0	10	7	14	0	1		
10	213	185	28	185	8	4	8	42	0	0	8	7	14	0	1		
11	207	178	29	178	9	5	8	42	0	0	8	7	14	0	0		
12	203	174	30	173	8	4	8	39	0	0	8	7	14	0	0		
13	221	211	33	188	9	13	8	42	0	0	8	7	14	0	0		
14	224	216	36	188	12	14	8	40	0	0	8	7	14	0	0		
15	213	187	33	180	8	11	8	40	0	0	8	7	14	0	0		
16	210	185	31	179	5	10	8	39	0	0	8	8	13	0	0		
17	208	182	33	175	6	8	8	34	0	0	8	8	13	0	0		
18	210	182	33	177	8	6	7	36	0	0	9	8	13	0	0		
19	197	169	31	166	8	7	7	34	0	0	9	8	13	0	0		
20	202	194	34	168	11	8	8	36	0	0	9	8	14	0	0		
21	201	197	32	169	8	11	8	34	0	0	7	8	14	0	0		
22	204	178	34	170	9	14	8	37	0	0	7	7	15	0	1		
23	201	174	31	170	6	10	10	34	0	0	8	7	15	0	2		
24	195	167	31	164	6	8	10	29	0	0	8	7	15	0	1		
25	202	175	33	169	8	17	10	29	0	0	8	7	15	0	1		
26	199	171	32	167	8	10	8	27	0	0	8	7	15	0	1		
27	192	185	29	163	7	8	7	27	0	0	8	7	17	0	0		
28	195	191	29	166	9	10	7	28	0	0	10	6	16	0	0		
29	204	178	30	174	10	10	6	28	0	0	10	6	16	0	0		
30																	
31																	
Total	6007	5356	898	5109	249	262	230	1045	0	0	231	206	412	0	36		
Average	207.14	184.69	30.97	176.172	8.59	9.03	7.93	36.03	0	0	7.97	7.10	14.21	0	1.24		