



**JUSTICE COMMITTEE AGENDA
Government Center, Room 400**

Monday, February 6, 2006

5:00 p.m.

1. Roll Call
2. Chairman's Approval of Minutes – January 9, 2006
3. Appearance by Members of the Public
4. Departmental Matters:
 - A. Amy Davis, Public Defender
 - 1) Items to be Presented for Information:
 - a) Monthly Caseload Report, December 2005 1-3
 - b) General Report
 - c) Other
 - B. Sandy Parker, McLean County Circuit Clerk
 - 1) Items to be Presented for Information:
 - a) Statistical Reports, December 2005 4-11
 - b) Statistical Reports, 4th Quarter, 2005 12-19
 - c) General Report
 - d) Other
 - C. Bill Yoder, McLean County State's Attorney
 - 1) Items to be Presented for Information:
 - a) Monthly Caseload Report 20
 - b) Asset Forfeiture Fund Report 21
 - c) General Report
 - d) Other

- D. Billie Larkin, Director, Children's Advocacy Center
- 1) Items to be Presented for Information:
 - a) Monthly Statistical Report 22
 - b) CASA Report 23
 - c) General Report
 - d) Other
- E. Curt Hawk, Director, E.M.A.
- 1) Items to be Presented for Information
 - a) General Report
 - b) Other
- F. Will Scanlon, Court Administrator
- 1) Items to be Presented for Action:
 - a) Request Approval of a Contract between McLean County and J. Brian Goldrick, Attorney at Law, to Serve as "Contract Guardian Ad Litem" 24-26
 - 2) Items to be Presented for Information:
 - a) General Report
 - b) Other
- G. David Owens, McLean County Sheriff
- 1) Items to be Presented for Information:
 - a) McLean County Detention Facility Population Report, January 2006 27-30
 - b) General Report
 - c) Other
- H. Roxanne Castleman, Director, Court Services
- 1) Items to be Presented for Information:
 - a) Court Services Adult/Juvenile Division Statistics, December 2005 31-32
 - b) Juvenile Detention Center – McLean County Statistics, 2005 33-35
 - c) Juvenile Detention Center – Out of County Statistics, 2005 36-38
 - d) General Report
 - e) Other

- I. Beth C. Kimmerling, McLean County Coroner
 - 1) Items to be Presented for Action:
 - a) Request Approval to Apply for a County-owned Credit Card to be used by the County Coroner's Office – County Coroner's Office 39
 - 2) Items to be Presented for Information:
 - a) Monthly Report, December 2005 40
 - b) General Report
 - c) Other

- J. Bill Gamblin, Director, 911 Administration
 - 1) Items to be Presented for Information:
 - a) Status Reports, December 2005 41-52
 - b) General Report
 - c) Other

5. Other Business and Communication

6. Recommend payment of Bills and Transfers, if any, to the County Board

7. Adjournment

February 6, 2006

**McLean County Board
Justice and Public Safety Committee
Bloomington, IL 61701**

Re: Monthly Caseload - MONTH ENDING: December 31, 2005

Dear Committee Members:

Pursuant to statute, I am forwarding this report to your attention and I am causing a copy to be filed with the Circuit Clerk's office of McLean County.

During the above-mentioned time period, in the discharge of our duties to indigent persons in McLean County we have been assigned the following new cases in the area set forth. The activities in which we are involved differ in no substantial manner from those which have earlier been reported.

CASE TYPES	MONTHLY TOTALS 2004	MONTHLY TOTALS 2005	YTD TOTALS 2004	YTD TOTALS 2005	% CHANGE YTD
FELONIES	87	70	953	1,012	6%
MISDEMEANORS	106	79	1,229	1,290	7%
DUI	29	26	287	267	<7%>
TRAFFIC	60	58	679	613	<10%>
JUVENILE	17	20	256	209	<18%>
(DELINQUENT)	9	9	150	108	<28%>
(ABUSE/NEGLECT)	11	11	109	101	<7%>
MENTAL HEALTH CASES	6	0	29	37	22%
Involuntary Commitment	3	0	26	30	13%
Medication Compliance Orders	3	0	3	7	57%
POST-CONVICTION & SVPCA CASES	0	0	4	6	33%
TOTAL	305	253	3,437	3,434	No change

Following are the caseload assignments to each of the full-time and contract attorneys for the reporting month of: **MONTH ENDING December 31, 2005.**

CASE TYPE	PUBLIC DEFENDER ATTORNEYS	NEW MONTHLY TOTALS	YTD TOTALS	NEW PTR/REVIEW TOTALS
F	AMY DAVIS	5	74	0
F	TRACY SMITH	11	121	2
F	JAMES TUSEK	5	121	5
F	RONALD LEWIS	12	121	6
F	BRIAN MCELLOWNEY	4	119	5
F	JOHN WRIGHT-C	10	84	N/A
F	JOHN WRIGHT-C*	23	23	N/A
F	TERRY DODDS-C	7	81	N/A
F	AMY MOBLEY-C*	3	6	N/A
F	CARLA HARVEY	2	134	0
M	CARLA HARVEY	36	396	3
F	KELLY STACEY	0	2	0
M	KELLY STACEY	6	10	0
M	MARINNA WRIGHT	37	440	1
F	MARINNA WRIGHT	14	31	2
DUI	CHERYL KUNKEL	17	239	5
TR	CHERYL KUNKEL	57	532	5
DUI	KELLY STACEY	9	14	1
TR	KELLY STACEY	29	55	4
JD	ART FELDMAN	9	109	1
F	ART FELDMAN	0	2	0
JA	JON MCPHEE	5	68	N/A
JA	ROB KEIR	6	61	N/A
JA	ALAN NOVICK-C	0	4	N/A
PC/SVP	KEITH DAVIS-C	0	6	N/A
PVT	PRIVATE COUNSEL	23	287	N/A
W/D	WITHDRAWN	5	96	N/A

PTR= Petition to Revoke Probation

F = Felony

J = Juvenile

O = Other

P.C.=Post Conviction Remedy Cases

C= Contract Attorney (6-7 Cases per Month)

DUI= DUI

TR= Traffic

M= Misdemeanor

February 6, 2006

TO: Justice Committee

FROM: Amy Johnson Davis

RE: Monthly Report

DECEMBER 2005 DISPOSITIONS

DISPOSITION	FELONY	MISDEMEANOR	TRAFFIC / DUI
PLEA / ORIGINAL OFFER	28	30	42
PLEA / LESSER	16	22	2
BENCH TRIAL / WIN	0	1	3
BENCH TRIAL / LOSS	0	0	2
JURY TRIAL / WIN	1	0	0
JURY TRIAL / LOSS	0	0	0
DISMISSED / UPFRONT	2	6	2
DISMISSED / TRIAL	4	18	0
KNOCKDOWN	0	0	0
DISMISSED PER PLEA	5	10	2
PRIVATE COUNSEL	14	3	6
PLEA / BLIND	14	0	0
REFILED AS FELONY	0	1	1
WITHDRAWN	0	5	0
DIRECTED VERDICT	0	0	0
P.D. DENIED/NOT RECOMMENDED	1	11	0

REPORT A
ACTIVITY OF ALL CIVIL CASES
DURING THE MONTH OF DECEMBER 2005
IN THE CIRCUIT COURT OF THE 11th JUDICIAL CIRCUIT
McLEAN COUNTY

CATEGORY	BEGIN PENDING	CODE	NEW FILED	REINSTATED	DISPOSED	END PENDING 2005	END PENDING 2004
Adoption	20	AD	6	0	8	18	18
Arbitration	257	AR	56	5	36	282	260
Chancery	227	CH	32	5	43	221	190
Dissolution of Marriage	449	D	34	2	102	383	461
Eminent Domain	2	ED	0	0	1	1	9
Family	283	F	43	0	59	267	185
Law => \$50,000 - Jury	294	L	6	5	22	283	282
Law => \$50,000 - Non-Jury	163	L	4	4	9	162	140
Law = < \$50,000 - Jury	1	LM	0	0	1	0	7
Law = < \$50,000 - Non-Jury	109	LM	90	2	57	144	126
Municipal Corporation	1	MC	0	0	1	0	1
Mental Health	13	MH	6	0	17	2	8
Miscellaneous Remedy	128	MR	29	5	45	117	152
Order of Protection	10	OP	19	0	14	15	12
Probate	1,104	P	21	0	103	1,022	1,077
Small Claim	388	SC	269	18	143	532	443
Tax	6	TX	0	0	0	6	5
TOTAL CIVIL	3,455		615	46	661	3,455	3,376

REPORT B
 ACTIVITY OF ALL CRIMINAL CASES
 DURING THE MONTH OF DECEMBER 2005
 IN THE CIRCUIT COURT OF THE 11TH JUDICIAL CIRCUIT
 McLEAN COUNTY

	BEGIN PENDING	CODE	NEW FILED	NO. OF DEFTS. NEW	REINSTATED	DISPOSED	END PENDING 2005	END PENDING 2004
CONTEMPT OF COURT	3	C.C.	1	1	0	3	1	6
CRIMINAL FELONY	822	CF	93	93	1	89	827	805
CRIMINAL MISDEMEANOR	806	CM	247	247	0	183	870	895
TOTAL CRIMINAL	1,631		341	341	1	275	1,698	1,706

REPORT C
 ACTIVITY OF ALL JUVENILE CASES
 DURING THE MONTH OF DECEMBER 2005
 IN THE CIRCUIT COURT OF THE 11TH JUDICIAL CIRCUIT
 McLEAN COUNTY

CATEGORY	BEGIN PENDING	CODE	NEW FILED	NO. OF DEFTS. NEW	REINSTATED	DISPOSED	END PENDING 2005	END PENDING 2004
JUVENILE	18	J	0	0	0	1	17	19
JUVENILE ABUSE & NEGLECT	287	JA	4	4	1	11	281	304
JUVENILE DELINQUENT	120	JD	16	16	6	14	128	98
TOTAL JUVENILE	425		20	20	7	26	426	421

REPORT D
ACTIVITY OF ALL DUI/TRAFFIC/CONSERVATION/ORDINANCE CASES
DURING THE MONTH OF DECEMBER 2005
IN THE CIRCUIT COURT OF THE 11TH JUDICIAL CIRCUIT
McLEAN COUNTY

CATEGORY	BEGIN PENDING	CODE	NEW FILED	REINSTATED	DISPOSED	ADJUST	END PENDING 2005	END PENDING 2004
CONSERVATION VIOLATION	15	CV	8	0	9	1	15	18
DRIVING UNDER THE INFLUENCE	437	DT	61	0	58	0	440	458
ORDINANCE VIOLATION	888	OV	197	0	130	6	961	967
TRAFFIC VIOLATION	13,601	TR	3,959	16	3,226	4,049	18,399	16,126
TOTALS:	14,941		4,225	16	3,423	4,056	19,815	17,569

REPORT F
DISPOSITION OF DEFENDANTS CHARGED WITH FELONIES⁽¹⁾
DURING THE MONTH OF DECEMBER 2005
IN THE CIRCUIT COURT OF THE 11TH JUDICIAL CIRCUIT
McLEAN COUNTY

NOLLE	NOT CONVICTED						CONVICTED			TOTAL DEFENDANTS DISPOSED OF
	S.O.L.	REDUCED TO MISDEMEANOR	DISMISSED	OTHER(2)	ACQUITTED BY		GUILTY PLEA	BENCH TRIAL	JURY TRIAL	
					BENCH TRIAL	JURY TRIAL				
16	0	6	0	1*	0	2	64	0	0	89

(1) NOT NECESSARILY DIFFERENT DEFENDANTS

(2) INCLUDES COURT ACTION: NO BILL, TRANSFERRED/NO JURISDICTION, DEATH SUGGESTED/CAUSE ABATED, UNFIT TO STAND TRIAL, SEXUALLY DANGEROUS, TRANSFERS TO WARRANT CALENDAR, AND EXTRADITION PROCEEDING FILED AS A FELONY.

*No bill

REPORT G
SENTENCE OF DEFENDANTS CHARGED WITH FELONIES
DURING THE MONTH OF DECEMBER 2005
IN THE CIRCUIT COURT OF THE 11th JUDICIAL CIRCUIT
McLEAN COUNTY

TOTAL NUMBER OF DEFENDANTS CONVICTED OF FELONIES BY GUILTY PLEA, BENCH TRIAL AND JURY TRIAL (FROM REPORT F). THIS TOTAL MUST EQUAL THE NUMBER OF FELONY SENTENCES ON THE FELONY SENTENCE TABLE BELOW.

TOTAL NUMBER OF CONVICTED FELONIES: 64
(FROM REPORT F)

FELONY SENTENCE TABLE

	CLASS M	CLASS X	CLASS 1	CLASS 2	CLASS 3	CLASS 4	TOTALS
1. DEATH	0	0	0	0	0	0	0
2. LIFE	0	0	0	0	0	0	0
3. IDOC	0	1	1	5	4	10	21
4. PROBATION	0	0	0	9	15	17	41
5. OTHER	0	0	0	0	0	2	2
TOTALS:	0	1	1	14	19	29	64

* Conditional Discharge

REPORT H
ORDERS OF PROTECTION ISSUED
DURING THE MONTH OF DECEMBER 2005
IN THE CIRCUIT COURT OF THE 11TH JUDICIAL CIRCUIT
McLEAN COUNTY

	<u>EMERGENCY</u>	<u>INTERIM</u>	<u>PLENARY</u>
DIVORCE	1	0	0
FAMILY (OP)	13	0	2
CRIMINAL	1	0	3
TOTAL:	15	0	5

REPORT A
ACTIVITY OF ALL CIVIL CASES
DURING THE FOURTH QUARTER OF 2005
IN THE CIRCUIT COURT OF THE 11TH JUDICIAL CIRCUIT
McLEAN COUNTY

CATEGORY	BEGIN PENDING	CODE	NEW FILED	REINSTATED	DISPOSED	END PENDING 2005	END PENDING 2004
Adoption	27	AD	16	0	25	18	18
Arbitration	247	AR	177	21	163	282	260
Chancery	208	CH	95	5	87	221	190
Dissolution of Marriage	454	D	124	2	197	383	461
Eminent Domain	6	ED	0	0	5	1	9
Family	249	F	133	1	116	267	185
Law => \$50,000 - Jury	293	L	25	5	40	283	282
Law = > \$50,000 - Non-Jury	153	L	25	4	20	162	140
Law = < \$50,000 - Jury	3	LM	0	0	3	0	7
Law = < \$50,000 - Non-Jury	117	LM	240	7	220	144	126
Municipal Corporation	1	MC	0	0	1	0	1
Mental Health	12	MH	34	0	44	2	8
Miscellaneous Remedy	135	MR	73	5	96	117	152
Order of Protection	22	OP	45	0	52	15	12
Probate	1,088	P	60	0	126	1,022	1,077
Small Claim	543	SC	612	103	726	532	443
Tax	5	TX	1	0	0	6	5
TOTAL CIVIL	3,563		1,660	153	1,921	3,455	3,376

REPORT B
ACTIVITY OF ALL CRIMINAL CASES
DURING THE FOURTH QUARTER OF 2005
IN THE CIRCUIT COURT OF THE 11TH JUDICIAL CIRCUIT
McLEAN COUNTY

	BEGIN PENDING	CODE	NEW FILED	NO. OF DEFTS. NEW	REINSTATED	DISPOSED	END PENDING 2005	END PENDING 2004
CONTEMPT OF COURT	2	C.C.	2	2	0	3	1	6
CRIMINAL FELONY	858	CF	272	272	13	316	827	805
CRIMINAL MISDEMEANOR	936	CM	622	622	0	688	870	895
TOTAL CRIMINAL	1,796		896	896	13	1,007	1,698	1,706

REPORT C
 ACTIVITY OF ALL JUVENILE CASES
 DURING THE FOURTH QUARTER 2005
 IN THE CIRCUIT COURT OF THE 11TH JUDICIAL CIRCUIT
 McLEAN COUNTY

CATEGORY	BEGIN PENDING	CODE	NEW FILED	NO. OF DEFTS. NEW	REINSTATED	DISPOSED	END PENDING 2005	END PENDING 2004
JUVENILE	16	J	1	1	2	2	17	19
JUVENILE ABUSE & NEGLECT	297	JA	14	14	2	32	281	304
JUVENILE DELINQUENT	110	JD	51	51	23	56	128	98
TOTAL JUVENILE	423		66	66	27	90	426	421

REPORT D
ACTIVITY OF ALL DUI/TRAFFIC/CONSERVATION/ORDINANCE CASES
DURING THE FOURTH QUARTER 2005
IN THE CIRCUIT COURT OF THE 11TH JUDICIAL CIRCUIT
McLEAN COUNTY

CATEGORY	BEGIN PENDING	CODE	NEW FILED	REINSTATED	DISPOSED	ADJUST	END PENDING 2005	END PENDING 2004
CONSERVATION VIOLATION	13	CV	17	0	16	1	15	18
DRIVING UNDER THE INFLUENCE	430	DT	206	0	196	0	440	458
ORDINANCE VIOLATION	909	OV	677	0	631	6	961	967
TRAFFIC VIOLATION	13,197	TR	11,320	63	10,230	4,049	18,399	16,126
TOTALS:	14,549		12,220	63	11,073	4,056	19,815	17,569

REPORT NO. E
TIME LAPSE OF ALL CASES DISPOSED OF BY JURY VERDICT
IN ALL CATEGORIES
DURING THE FOURTH QUARTER OF 2005
IN THE CIRCUIT COURT OF THE 11th JUDICIAL CIRCUIT
McLEAN COUNTY

CASE NUMBER	FILING DATE	DATE OF VERDICT
05 TR 18220	08/05/05	10/11/05
05 CM 1282	07/07/05	10/12/05
05 CF 498	05/17/05	10/12/05
05 TR 8300	04/14/05	10/12/05
05 TR 8301	04/14/05	10/12/05
05 LM 426	07/07/05	10/31/05
05 CF 583	06/17/05	11/01/05
02 P 146	07/12/02	11/03/05
03 L 17	02/10/03	11/03/05
04 CF 1005	11/08/04	11/04/05
05 CM 899	05/05/05	11/08/05
05 CM 200	01/28/05	11/10/05
05 CF 794	08/15/05	11/16/05
02 L 136	08/22/02	12/01/05
05 DT 342	05/09/05	12/05/05
05 TR 18985	08/15/05	12/06/05
05 CF 519	05/23/05	12/07/05
05 CF 1021	10/12/05	12/08/05
02 L 101 (AR)	07/01/02	12/14/05
05 CF 730	07/28/05	12/15/05

NOTE: THIS REPORT SHOULD NOT INCLUDE ANY REINSTATED CASES UNLESS TIME-LAPSE IS COMPUTED FROM DATE OF REINSTATEMENT.

REPORT F
DISPOSITION OF DEFENDANTS CHARGED WITH FELONIES (1)
DURING THE FOURTH QUARTER 2005
IN THE CIRCUIT COURT OF THE 11TH JUDICIAL CIRCUIT
McLEAN COUNTY

		NOT CONVICTED				CONVICTED			TOTAL DEFENDANTS DISPOSED OF	
NOLLE	S.O.L.	REDUCED TO MISDEMEANOR	DISMISSED	OTHER(2)	ACQUITTED BY		GUILTY PLEA	BENCH TRIAL		JURY TRIAL
					BENCH TRIAL	JURY TRIAL				
62	0	26	0	1	0	3	224	0	0	316

(1) NOT NECESSARILY DIFFERENT DEFENDANTS

(2) INCLUDES COURT ACTION: NO BILL, TRANSFERRED/NO JURISDICTION, DEATH SUGGESTED/CAUSE ABATED, UNFIT TO STAND TRIAL, SEXUALLY DANGEROUS, TRANSFERS TO WARRANT CALENDAR, AND EXTRADITION PROCEEDING FILED AS A FELONY.

REPORT G
SENTENCE OF DEFENDANTS CHARGED WITH FELONIES
DURING THE FOURTH QUARTER OF 2005
IN THE CIRCUIT COURT OF THE 11th JUDICIAL CIRCUIT
McLEAN COUNTY

TOTAL NUMBER OF DEFENDANTS CONVICTED OF FELONIES BY GUILTY PLEA, BENCH TRIAL AND JURY TRIAL (FROM REPORT F). THIS TOTAL MUST EQUAL THE NUMBER OF FELONY SENTENCES ON THE FELONY SENTENCE TABLE BELOW.

TOTAL NUMBER OF CONVICTED FELONIES: 224
(FROM REPORT F)

FELONY SENTENCE TABLE

	CLASS M	CLASS X	CLASS 1	CLASS 2	CLASS 3	CLASS 4	TOTALS
1. DEATH	0	0	0	0	0	0	0
2. LIFE	0	0	0	0	0	0	0
3. IDOC	0	3	14	16	16	38	87
4. PROBATION	0	0	6	20	34	69	129
5. OTHER	0	0	0	0	4	4	8
TOTALS:	0	3	20	36	54	111	224

REPORT H
ORDERS OF PROTECTION ISSUED
DURING THE 4TH QUARTER 2005
IN THE CIRCUIT COURT OF THE 11TH JUDICIAL CIRCUIT
McLEAN COUNTY

	<u>EMERGENCY</u>	<u>INTERIM</u>	<u>PLENARY</u>
DIVORCE	7	0	0
FAMILY (OP)	37	1	4
CRIMINAL	4	0	8
TOTAL:	48	1	12

**McLean County State's Attorney's Office
2006 Case Load Report**

Jan. Feb. Mar. April May June July Aug. Sept. Oct. Nov. Dec. 2006 YTD 2005 YTD Total Projected 2006

CRIMINAL

	Jan.	Feb.	Mar.	April	May	June	July	Aug.	Sept.	Oct.	Nov.	Dec.	2006 YTD	2005 YTD	Total Projected
Felony	104												104	1,251	1,265
Misdemeanor	165												165	2,406	2,008
Asset Forfeiture	21												21	129	256
Family Totals	39												39	684	475
Family	26												26	496	316
Order of Protection	13												13	14	158
Juvenile Totals	38												38	24	462
Juvenile	0												0	0	0
Juvenile Abuse	27												27	12	329
Juvenile Delinquency	11												11	12	134
Traffic Totals	2,503												2,503	2,037	30,453
Traffic	2,421												2,421	1,958	29,456
DUI Traffic	82												82	79	998

CHILD SUPPORT

Paternity cases filed	6												6	8	167	73
Paternity cases established	2												2	4	62	24
Paternalties excluded	0												0	0	16	0
Support Orders entered	124												124	70	988	1509
Modification proceedings filed	14												14	20	233	170
Modification proceedings adjudicated	3												3	7	110	37
Enforcement actions filed	21												21	59	555	256
Enforcement actions adjudicated	71												71	101	1118	864
Hearings set before Hearing Officer	51												51	70	845	621
Orders prepared by Hearing Officer	40												40	58	733	487

2006 Projected = (2006 YTD/Day of Year) x 365 Days

n/c= not calculable

ASSET FORFEITURE FUND

STATEMENT OF REVENUE, EXPENDITURES AND FUND BALANCE

January 30, 2006

STATE'S ATTORNEY:

Beginning Balance 01/01/2006	\$ -44,342.04
(Reflects \$80,000 transfer to General Fund 12/31/02)	
(Reflects \$30,000 transfer to General Fund 12/31/03)	
Revenue	<u>0.00</u>
Total Funds Available	\$ -44,342.04
Expenditures	<u>127.52</u>
Fund Balance 01/31/05	\$ -44,469.56

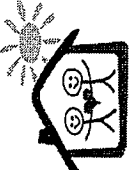
SHERIFF:

Beginning Balance 01/01/2006	\$ 50,143.95
Revenue	<u>526.32</u>
Total Funds Available	\$ 50,670.27
Expenditures	<u>100.00</u>
Fund Balance 01/30/06	\$ 50,570.27


TOTAL FUND BALANCE	January 30, 2006	\$ 6,100.71
---------------------------	-------------------------	--------------------

McLean County Children's Advocacy Center Monthly Statistics

December, 2005

	2004 1ST INTERVIEW MONTH/YTD STATS	1ST. INTERVIEW 2005 MONTH/YTD	JUV. SUSPECT INTERVIEW 2005	SIB/WITNESS INTERVIEW 2005	2ND INTERVIEW 2005	OUT OF COUNTY INTERVIEW	TOTAL MONTHLY INTERVIEWS	YTD TOTALS
JANUARY	13/13	19/19	2	4	0	0	25	25
FEBRUARY	12/25	5/24	0	7	0	5	17	42
MARCH	12/37	19/43	1	5	0	2	27	69
APRIL	15/52	17/60	0	0	3	0	20	89
MAY	15/67	8/68	1	3	0	0	12	101
JUNE	14/81	17/85	0	3	2	2	24	125
JULY	21/102	17/102	1	3	2	2	25	150
AUGUST	18/120	13/115	0	1	1	5	20	170
SEPTEMBER	16/136	10/125	0	3	0	2	15	185
OCTOBER	10/146	10/135	0	1	0	0	11	196
NOVEMBER	12/158	9/144	0	0	0	2	11	207
DECEMBER	20/178	3/147	0	1	0	0	4	211
YEAR TO DATE TOTALS	178	147	5	31	8	20	211	211

McLean County CASA Monthly Statistics FY05

	New Children Cases Assigned	Child Cases Closed	Children Awaiting CASA Assignment	Total Children Served	CASAs Assigned	Total Number of Assigned CASAs	Reported CASA Volunteer Hours	CASAs Trained	Reports Filed	Court Hearings Attended
January	9	0	n/a	116	3	63	308	0	8	6
February	8	9	n/a	115	4	62	349	0	14	10
March	4	8	n/a	111	2	62	292	7	14	8
April	5	7	n/a	109	4	63	318	0	10	12
May	6	6	n/a	94	2	61	296	0	11	5
June	4	19	n/a	94	1	54	258.3	0	13	15
July	14	1	n/a	107	7	60	280	0	13	10
August	11	7	n/a	111	3	60	306.7	0	5	12
September	0	10	n/a	100	0	56	308.5	0	9	16
October	14	5	12	109	8	58	351.25	0	14	22
November	6	5	13	110	3	58	368	17	11	22
December	13	2	2	121	8	66	345.75	0	6	16
YTD Totals	94	79	13	1297	45	66	3781.5	24	128	154

CONTRACT

This Contract, entered into this 1st day of January, 2006, between the County of McLean, a Body Politic and Corporate, hereinafter known as "the County," the Circuit Court of McLean County by the Chief Judge of the Eleventh Circuit and J. Brian Goldrick, Attorney-at-Law, hereinafter known as "Contract Guardian Ad Litem:"

WHEREAS, the County of McLean has authority under Illinois Compiled Statutes, Chapter 55, Section 5-5.1005 to make all contracts and do all other acts in relation to the concerns of the County necessary to the exercise of its corporate powers; and

WHEREAS, there is a necessity to provide additional professional contract services for the representation of minors who are the subject of abuse, neglect, and dependency proceedings in McLean County Juvenile Court; and

WHEREAS, the Contract Guardian Ad Litem has the capacity to provide such services:

NOW, THEREFORE:

1. J. Brian Goldrick, is hereby appointed a Contract Guardian Ad Litem for McLean County by the Chief Judge of the Eleventh Circuit.
2. The purpose of this professional services contract is to provide assistance to the Circuit Court in the handling of juvenile cases. The County shall pay to the Contract Guardian Ad Litem, and the Contract Guardian Ad Litem agrees to accept as full payment for the professional services furnished under this agreement, the sum of \$5000.00 per month.

The Contract Guardian Ad Litem agrees to:

1. Fulfill the role of Guardian Ad Litem for all minors in all neglect, abuse, and dependency cases filed beginning January 1, 2006, and in pending cases to which he/she may be assigned by the Court. Said duties shall include attendance at all court hearings, the preparation and litigation of those cases, and other duties of a Guardian Ad Litem required by law. The Contract Guardian Ad Litem shall be available during normal court hours on Tuesday through Friday.
2. The Contract Guardian Ad Litem shall be at all times for the duration of this Contract an attorney licensed to practice law in the State of Illinois.
3. The Contract Guardian Ad Litem, as an independent contractor, shall be required to secure and maintain malpractice insurance in an amount of \$500,000 and workers' compensation insurance in accordance with Illinois law for the Contract Guardian Ad Litem and any paralegal, legal assistant, or secretary and, upon request, supply to the County a certificate of insurance evidencing such coverage.
4. The Contract Guardian Ad Litem, as an independent contractor, shall indemnify and hold harmless the County, its agents, employees, and assignees against any and all claims arising out of or relating to the Contract Guardian Ad Litem's activities pursuant to this contract.

It is further agreed by the parties:

1. The parties enter into this Contract on the date first stated above and further, the agreement shall commence on January 1, 2006, and terminate on December 31, 2006.
2. The Contract Guardian Ad Litem is and shall be an independent contractor for all purposes, and solely responsible for the results to be obtained and subject to Illinois Supreme Court Rules, Circuit Court Rules, the Illinois Juvenile Court Act, and other applicable law. The Circuit Court, by the Chief Judge, reserves the right to review the Contract Guardian Ad Litem's work and service during the performance of this Contract to ensure that this Contract is performed according to its terms.
3. Nothing in this agreement shall prevent the Contract Guardian Ad Litem from engaging in the practice of law apart from the services provided by this Contract.
4. The Contract Guardian Ad Litem shall pay all current and applicable City, County, State and Federal taxes, licenses, assessments, including federal excise taxes, including and thereby limiting the foregoing, those required by the Federal Insurance Contribution Act and Federal and State Unemployment Tax Acts.
5. The parties agree to comply with all terms and provisions of the Equal Employment Opportunity Clause of the Illinois Human Rights Act.
6. This Contract shall be governed by and interpreted in accordance with the law of the State of Illinois. All relevant provisions of the laws of the State of Illinois applicable hereto and required to be reflected are set forth herein or incorporated herein by reference.
7. No waiver of any breach of this Contract or any provision hereto shall constitute a waiver of any other or further breach of this contract or any provision thereof.
8. This Contract may be amended at any time by mutual agreement of the parties. Before any amendment is valid, it must first be reduced to writing and signed by both parties.
9. This Contract may not be assigned by any party without the prior written consent of the other party.
10. This Contract may be terminated for any of the following reasons:
 - (a) At the request of the Contract Guardian Ad Litem upon giving to the Chief Judge sixty (60) days written notice, prior to the effective date of cancellation.
 - (b) At the request of the Circuit Court of McLean County by the Chief Judge upon giving to the Guardian Ad Litem sixty (60) days written notice prior to the effective date of cancellation.
 - (c) For good cause as determined by the Chief Judge at any time.
11. This Contract is severable and the invalidity or unenforceability of any provision of this agreement or any party hereto shall not render the remainder of this agreement invalid or unenforceable.

12. Should the Guardian Ad Litem or the Chief Judge desire not to renew this Contract beyond the termination date, sixty (60) days written notice prior to the termination date shall be given by the party wishing to terminate this Contract.

13. This agreement shall be binding upon parties hereto and upon the successors and interests assignees, representatives, and heirs of such party.

14. The parties agree that the foregoing and the attached documents (if any) constitute all of the agreement between the parties; and

IN WITNESS THEREOF, the parties have affixed their respective signature on the _____ day of _____, _____.


McLean County

By _____

RB [Signature]
Contract Guardian Ad Litem

Circuit Court of McLean County
by the Chief Circuit Judge of
the Eleventh Circuit

By [Signature]



McLEAN COUNTY SHERIFF'S DEPARTMENT
DAVID OWENS, SHERIFF
"Peace Through Integrity"
Administration Office
(309) 888-5034
104 W. Front Law & Justice Center Room 105
P.O. Box 2400 Bloomington, Illinois 61702-2400

Detective Commander (309) 888-5051
Patrol Commander (309) 888-5166
Patrol Duty Sergeant (309) 888-5019
Jail Division (309) 888-5065
Process Division (309) 888-5040
Records Division (309) 888-5055
Domestic Crimes Division (309) 888-5860
FAX (309) 888-5072

January 30, 2006

TO: Mr. Tari Renner, Chairman
Justice Committee
FROM: Sheriff David Owens
SUBJ: AGENDA FOR FEBRUARY 6, 2006 JUSTICE COMMITTEE


Dear Chairman Renner:

I would respectfully request that the following item be placed on the February 6, 2006 Justice Committee Agenda for information only:

Information

- 1) **McLean County Detention Facility Population Report:** (Please see attached).

If you have any questions prior to the meeting, please feel free to give me a call.


David Owens
Sheriff

DO:jc

Attachment

MCDP-Population Report
 First Quarter
 January
 2006

Date	Total		IN	Spec Needs		Spec Needs		Str. Sent		Work Rel/Weekend		Other Fac	
	Pop	House		Female	Male	Female	Male	Female	Male	Female	Male	Female	Male
1	178	173	30	148	7	13	5	28	2	10	0	0	
2	183	172	33	150	10	12	5	30	2	10	0	0	
3	204	194	38	166	11	14	6	28	2	10	0	0	
4	203	192	36	167	9	13	7	44	2	12	0	0	
5	207	194	34	173	8	17	7	38	3	12	0	0	
6	201	186	34	167	9	13	5	50	3	13	0	0	
7	230	222	39	191	11	12	5	62	3	16	0	0	
8	235	226	37	198	10	18	5	64	4	16	0	0	
9	241	224	40	201	9	15	6	53	4	15	0	0	
10	228	212	42	186	11	8	7	59	6	15	0	0	
11	233	214	40	193	10	13	6	60	6	16	0	0	
12	233	213	39	194	13	19	7	60	5	16	0	0	
13	223	188	35	188	8	8	7	53	7	16	0	15	
14	236	208	37	199	10	15	7	57	6	17	0	15	
15	234	210	38	196	10	14	7	55	5	17	0	15	
16	236	199	39	197	9	14	7	54	6	18	0	15	
17	243	205	37	206	8	15	7	55	6	20	0	15	
18	230	191	34	196	6	12	5	53	6	21	0	15	
19	234	194	34	200	6	12	4	52	6	21	0	15	
20	223	183	31	192	6	14	4	54	6	20	0	15	
21	236	207	31	205	9	17	5	53	7	21	0	15	
22	238	214	31	207	8	16	4	53	7	19	0	15	
23	241	209	32	209	10	15	3	51	7	19	0	15	
24	234	197	29	205	9	12	2	54	7	20	0	13	
25	236	200	27	209	6	13	2	52	7	21	0	12	
26	229	191	22	207	2	9	2	55	7	21	0	12	
27	229	194	24	205	3	13	2	56	7	20	0	11	
28	236	205	25	211	5	17	4	57	7	21	0	20	
29	237	209	24	213	4	18	3	57	4	20	0	20	
30	235	195	22	213	5	16	3	57	4	20	0	20	
31													
Total	6786	6021	994	5792	242	417	144	1526	152	503	0	273	
Average													
Jan-06	226.20	200.70	33.13	193.07	8.07	13.90	4.97	51.80	5.13	17.10	0.00	9.10	

MCDF Average Population
Six Month Comparison
2005/6

Month	August 2005	September 2005	October 2005	November 2005	December 2005	January 2006	Average
Daily Total	211.32	219.63	212.39	201.77	181.97	226.20	208.88
In House	196.19	199.40	200.03	190.03	171.74	200.70	193.02
Female	33.48	36.10	32.52	32.37	27.00	33.13	32.43
Male	177.81	183.03	179.87	169.40	154.97	193.07	176.36
Special Needs-Females	10.10	9.87	8.45	9.07	9.45	8.07	9.17
Special Needs-Males	13.61	12.83	15.97	11.97	11.26	13.90	13.26
Straight Sent-Females	6.48	5.73	5.94	9.23	6.00	4.97	6.39
Straight Sent-Males	35.45	36.80	33.03	30.73	25.55	51.80	35.56
Weekender/Work Release-Female	2.03	2.37	3.97	4.50	2.61	5.13	3.44
Weekender/Work Release-Male	17.32	12.80	14.39	13.17	11.58	17.10	14.39
Other-Facilities Female	1.52	00.00	00.00	00.00	00.00	00.00	0.25
Other-Facilities Male	2.68	11.43	1.97	1.93	00.00	9.10	

MCDF Average Population
By Month 2005

Month	January	February	March	April	May	June	July	August	Sept	October	Nov	Dec	Average
Daily Total	233.42	203.50	191.29	185.17	193.81	213.07	212.19	211.32	219.63	212.39	201.77	181.97	204.96
In House	211.45	195.32	187.29	181.17	187.42	198.93	200.58	196.19	199.40	200.03	190.03	171.74	193.3
Female	31.32	31.14	29.10	29.03	29.03	32.67	36.58	33.48	36.10	32.52	32.37	27.00	31.7
Male	202.16	172.54	162.19	156.13	164.77	179.80	175.58	177.81	183.03	179.87	169.40	154.97	173.19
Spec Needs	8.29	10.68	8.71	8.13	9.10	9.27	15.23	10.10	9.87	8.45	9.07	9.45	9.7
Female	13.94	7.96	8.65	10.17	9.52	11.37	11.84	13.61	12.83	15.97	11.97	11.26	11.59
Male	7.29	7.71	8.58	8.00	6.97	8.47	7.32	6.48	5.73	5.94	9.23	6.00	7.31
Str Sent	44.71	28.07	27.84	28.87	26.58	33.50	41.77	35.45	36.80	33.03	30.73	25.55	32.74
Female	5.10	7.00	3.77	3.37	2.84	3.97	3.84	2.03	2.37	3.97	4.50	2.61	3.78
Male	10.45	9.54	3.29	3.53	8.74	13.37	14.71	17.32	12.80	14.39	13.17	11.58	11.07
Weekender	2.52	1.61	00.00	00.00	00.00	00.00	00.00	1.52	00.00	00.00	00.00	00.00	0.47
Female	13.58	.07	00.00	00.00	00.00	2.37	00.00	2.68	11.43	1.97	1.93	00.00	2.84
Male													

December 2005

COURT SERVICES ADULT/JUVENILE DIVISION STATISTICS

ADULT DIVISION

6 Officer Supervision Unit, plus 3 Officer PSI Unit, and 1 Intake Officer

Total Caseload – 937 (940 last month)

Average caseload per officer 156 (60 AOIC recommendation – 157 last month)

Presentence Reports Completed – 27 (33 last month)

* Total Workload Hours Needed – 1676.00 (1667.50 last month)

** Total Hours Available - 1500.00

* According to AOIC standards it would take this amount of hours per month to complete all requirements of case supervision and report writing.

** The number of work hours available to the division (10 officers working 150 hours each per month).

AOIC workload standards indicate **an additional 0.67 adult officers are needed.** (0.62 last month)

JUVENILE DIVISION

4 Officer Division

Total Caseload – 144 (137 last month)

Average caseload per officer 36.00 (33 AOIC recommendation)

Social History Reports Completed – 5 (8 last month)

* Total Workload Hours Needed – 498.00 (512.00 last month)

** Total Hours Available 600.00

* According to AOIC standards it would take this amount of hours per month to complete all requirements of case supervision and report writing.

** The number of work hours available to the division (4 officers working 150 hours each per month).

AOIC workload standards indicate **an additional -.68 juvenile officers are needed.** (-.58 last month)

EARLY INTERVENTION PROBATION (EIP)

2 ½ Person unit with a maximum caseload of 35

Total caseload 30

Social History Reports 54

December 2005

SPECIAL PROGRAMS

INTENSIVE PROBATION UNIT ADULT

2 person unit with a maximum caseload of 40

Total Caseload – 44 (42 last month)

INTENSIVE PROBATION UNIT JUVENILE

1 ½ person unit with a maximum caseload of 15

Total Caseload – 18 (19 last month)

DRIVING UNDER THE INFLUENCE UNIT

1 person unit with a maximum caseload of 40

Total Caseload - 60 (56 last month)

JUVENILE INTAKE

2 person unit

Total Preliminary Conferences - 23 (13 last month)

Total Caseload Informal Probation – 18 (21 last month)

Total Intake Screen Reports – 166 (190 last month)

COMMUNITY SERVICE PROGRAM

2 person unit

Total Caseload Adult - 461 (464 last month)

Total Caseload Juvenile – 52 (53 last month)

Total Hours Completed Adult – 4314.00 (\$22,648.50 Symbolic Restitution \$5.25)

Total Hours Completed Juvenile – 175.00 (\$918.75 Symbolic Restitution \$5.25)

Total Worksites Used – 38 (39 last month)

DOMESTIC VIOLENCE PROGRAM

3 person unit (2 Officers and 1 Clerk)

Total Probation Caseload – 137 (139 last month)

Total Court Supervision/Conditional Discharge Caseload – 604 (580 last month)

2005
**JUVENILE DETENTION CENTER
 MCLEAN COUNTY**

	Jan	Feb	Mar	Apr	May	Jun	Jul	Aug	Sep	Oct	Nov	Dec
Ages of Minors Detained												
10	0	0	0	0	0	0	0	0	0	0	0	0
11	0	1	0	0	0	0	0	0	0	0	0	0
12	1	1	1	0	1	0	0	0	0	0	1	0
13	1	3	0	0	2	0	1	1	3	0	1	0
14	4	4	1	4	2	0	3	3	3	3	2	2
15	2	6	10	10	5	4	5	1	2	7	5	6
16	8	4	4	7	11	4	7	6	4	5	4	8
Sex of Minors Detained												
Male	12	14	11	16	17	5	7	10	8	13	8	12
Female	4	5	6	5	4	3	9	1	4	2	5	4
Race of Minors Detained												
Caucasian	8	11	7	4	6	3	4	4	5	3	8	6
African-American	8	8	10	16	15	5	12	7	7	9	4	10
Hispanic	0	0	0	1	0	0	0	0	0	3	1	0
Offenses of Which Minor was Detained												
Dispositional Detention	1	8	6	8	9	3	1	1	2	4	0	7
Warrant	7	4	2	6	3	3	6	2	3	4	2	3
Aggravated Arson	0	1	0	0	0	0	0	0	0	0	0	0
Aggravated Assault w/Deadly Weapon	0	0	0	0	0	0	0	0	1	0	0	0
Aggravated Battery	0	2	2	0	0	0	2	0	0	1	1	0
Aggravated Criminal Sexual Assault	0	0	0	0	1	0	0	0	0	0	0	0
Armed Robbery	0	0	0	0	1	0	0	0	0	0	0	0
Assault	1	0	0	0	0	0	0	0	0	0	0	0
Bringing Contraband into a Penal Institution	0	0	0	0	0	0	0	0	0	1	0	0
Burglary	0	0	1	0	1	0	0	0	2	1	1	0
Burglary to Motor Vehicle	0	0	0	0	0	1	0	0	0	0	0	0
Criminal Sexual Assault	0	0	0	0	0	0	1	0	0	0	0	0
Criminal Trespass to Vehicle	0	0	0	0	0	0	0	1	0	0	0	0
DOC Warrant	0	1	0	0	0	0	0	0	1	0	0	0
Domestic Battery	1	0	2	0	1	0	2	1	1	1	3	0

2005
JUVENILE DETENTION CENTER
MCLEAN COUNTY

	Jan	Feb	Mar	Apr	May	Jun	Jul	Aug	Sep	Oct	Nov	Dec
Felony Unlawful Use of Weapons	0	0	0	0	0	0	0	0	0	0	1	0
Manufacture/Delivery of Controlled Substance	0	0	0	0	0	0	0	1	0	0	0	0
Motor Vehicle Theft	0	0	0	0	0	0	0	1	0	0	0	0
Obstructing a Peace Officer	0	0	0	0	0	0	1	0	0	0	0	0
Possession of Cannabis	0	0	1	0	0	0	0	0	0	0	0	0
Possession of Cannabis With Intent to Deliver	1	1	0	0	0	0	0	0	0	0	0	0
Possession of Cannabis With Intent to Deliver on School Grounds	0	0	0	0	1	0	0	0	0	0	0	0
Possession of Controlled Substance	0	1	0	0	0	0	0	1	0	0	0	0
Predatory Aggravated Criminal Sexual Assault	1	0	0	0	0	0	0	0	0	0	0	0
Request for Apprehension	3	1	2	3	2	1	2	1	1	3	1	6
Residential Burglary	0	0	0	4	2	0	0	2	0	0	2	0
Resisting Arrest	0	0	0	0	0	0	0	0	0	0	1	0
Robbery	1	0	0	0	0	0	1	0	0	0	1	0
Theft Under from School	0	0	0	0	0	0	0	0	1	0	0	0
Unlawful Use of Weapons	0	0	1	0	0	0	0	0	0	0	0	0
Residence of Minors Detained												
Bloomington	12	12	10	8	10	4	14	6	12	9	6	11
Normal	3	3	4	8	7	2	1	4	0	2	4	2
Bellflower	0	0	0	0	0	0	1	1	0	0	0	1
Carlock	0	0	0	0	0	0	0	0	0	0	1	0
Chenoa	0	1	0	0	0	0	0	0	0	0	0	0
Chicago	0	1	0	0	1	0	0	0	0	0	0	0
Colfax	0	0	0	0	2	0	0	0	0	0	0	0
Decatur	0	1	0	1	0	0	0	0	0	1	0	0
Downs	0	0	0	0	0	1	0	0	0	0	0	0
Fairbury	0	0	1	0	0	0	0	0	0	0	0	0
Gridley	0	0	0	0	0	0	0	0	0	1	0	0
Heyworth	1	0	0	1	0	0	0	0	0	1	0	0
Lexington	0	0	1	0	0	0	0	0	0	1	0	0
Minier	0	0	0	0	0	0	0	0	0	0	1	0

2005
JUVENILE DETENTION CENTER
MCLEAN COUNTY

	Jan	Feb	Mar	Apr	May	Jun	Jul	Aug	Sep	Oct	Nov	Dec
Onarga	0	0	0	1	0	0	0	0	0	0	0	0
Peoria	0	1	0	1	0	0	0	0	0	0	0	1
Ransom	0	0	1	0	0	0	0	0	0	0	0	0
Springfield	0	0	0	1	1	0	0	0	0	0	0	0
Stanford	0	0	0	0	0	0	0	0	0	0	1	1
Towanda	0	0	0	0	0	1	0	0	0	0	0	0
Average Daily Population	8.7	10.9	8.7	9.9	8.8	7.1	9.5	12.1	13.2	7.9	7.3	9.8
Average Daily Population: YTD	8.7	9.8	9.4	9.6	9.4	9	9.1	9.5	9.9	9.7	9.5	9.5
Number of Days in Detention	271	305	269	296	272	214	293	374	395	246	219	305
Revenue:	50	50	50	50	0	50	0	400	0	0	0	0

2005
JUVENILE DETENTION CENTER
OUT OF COUNTY


Ages of Minors Detained	Jan	Feb	Mar	Apr	May	Jun	Jul	Aug	Sep	Oct	Nov	Dec
10	0	0	0	0	0	0	0	0	0	0	0	0
11	0	0	0	0	0	0	0	0	0	0	0	0
12	0	1	1	1	1	1	1	0	0	0	0	2
13	0	2	3	0	1	0	0	1	1	3	0	1
14	6	14	6	10	3	3	6	2	6	5	4	3
15	5	5	3	8	11	4	5	4	4	16	4	4
16	3	4	7	19	12	7	5	9	9	8	4	6
Sex of Minors Detained												
Male	10	14	13	25	19	13	10	12	16	20	10	14
Female	4	12	7	13	9	2	7	4	4	12	2	2
Race of Minors Detained												
Caucasian	9	20	17	31	25	15	17	15	18	26	8	14
African-American	5	6	3	4	1	0	0	1	2	3	4	2
Hispanic	0	0	0	2	2	0	0	0	0	3	0	0
Pacific Islander	0	0	0	1	0	0	0	0	0	0	0	0
Offenses of Which Minor was Detained												
Dispositional Detention	6	18	8	20	10	5	8	6	11	15	10	8
Warrant	4	2	5	5	4	2	2	2	1	4	1	2
Aggravated Assault	0	0	0	0	1	0	0	1	0	0	0	0
Aggravated Battery	1	0	1	1	0	0	1	0	0	4	0	0
Aggravated Battery of Unborn Child	0	0	0	0	0	0	0	0	1	0	0	0
Aggravated Criminal Sexual Assault	0	0	0	1	0	0	0	0	0	0	0	0
Aggravated Domestic Battery	0	1	0	0	0	0	0	0	0	0	0	0
Aggravated Unlawful Use of Weapon	0	0	0	0	1	0	1	0	0	0	0	0
Arson	0	1	0	1	0	0	0	0	0	0	0	0
Battery	0	0	0	0	0	0	0	2	0	0	0	0
Burglary	0	1	0	1	1	1	0	1	2	0	0	0
Burglary to Motor Vehicle	0	0	0	0	0	0	0	0	0	3	0	0
Court Ordered	0	0	0	1	1	1	0	0	0	0	0	1
Criminal Damage to Property	1	0	0	0	1	0	0	0	0	1	0	1
Criminal Trespass to Motor Vehicle	0	0	0	1	0	0	0	0	0	0	0	0
Disorderly Conduct	0	0	1	0	0	0	0	1	0	0	0	0

2005
JUVENILE DETENTION CENTER
OUT OF COUNTY

	Jan	Feb	Mar	Apr	May	Jun	Jul	Aug	Sep	Oct	Nov	Dec
DOC Evaluation	2	0	1	0	1	2	2	1	1	0	0	0
DOC Warrant	0	1	0	0	1	0	0	0	1	0	0	0
Domestic Battery	0	1	1	1	4	1	1	0	2	1	0	1
Escape	0	0	0	0	0	0	0	1	0	0	0	0
Felony Theft	0	0	0	2	0	0	0	0	0	0	0	0
Harassment by Telephone	0	1	0	0	0	0	0	0	0	0	0	0
Home Confinement Violation	0	0	1	1	0	1	1	0	0	0	0	0
Home Invasion	0	0	0	0	0	0	0	0	0	0	0	1
Mail Tampering	0	0	1	0	0	0	0	0	0	0	0	0
Motor Vehicle Theft	0	0	0	0	1	0	0	1	0	0	0	0
Possession of Cannabis	0	0	1	0	0	0	0	0	0	0	0	0
Possession of Stolen Vehicle	0	0	0	1	0	0	0	0	0	0	0	0
Probation Violation	0	0	0	2	2	1	0	0	0	2	1	1
Residential Burglary	0	0	0	0	0	1	1	0	0	0	0	0
Theft Over \$300	0	0	0	0	0	0	0	0	1	0	0	1
Unlawful Restraint	0	0	0	0	0	1	0	0	0	0	0	0
Unlawful Use of Weapons	0	0	0	0	0	0	0	0	0	2	0	0
Residence of Minors Detained												
Adams	0	0	0	0	1	0	0	0	0	0	0	0
Bureau	0	0	0	3	1	0	0	0	0	0	0	0
DOC	0	1	0	0	1	0	0	0	1	0	0	0
DeWitt	0	0	1	4	0	0	0	1	4	7	0	1
DuPage	1	0	0	0	0	0	0	0	0	0	0	0
Ford	0	0	0	0	0	1	0	0	0	1	0	0
Fulton	0	0	0	0	2	0	0	0	0	0	0	0
Grundy	0	0	0	0	0	0	1	0	0	0	0	0
Henry	0	0	0	0	1	0	0	0	0	0	0	0
Livingston	4	8	9	6	7	1	2	4	5	9	5	5
Logan	4	11	4	18	4	5	1	6	9	10	5	7
Mason	0	0	0	0	0	0	0	2	0	0	0	1
Mercer	0	1	0	0	0	0	0	0	0	0	0	0
Montgomery	0	0	0	0	0	0	0	0	0	1	1	1
Moultrie	0	0	0	0	0	0	0	0	1	0	0	0
Putnam	0	1	0	0	0	0	0	0	0	0	0	0

**2005
JUVENILE DETENTION CENTER
OUT OF COUNTY**

	Jan	Feb	Mar	Apr	May	Jun	Jul	Aug	Sep	Oct	Nov	Dec
Rock Island	1	1	0	2	0	0	1	0	0	0	0	1
Tazewell	0	1	3	5	8	7	9	2	0	0	0	0
Whiteside	0	0	0	0	0	1	0	0	0	0	0	0
Winnabago	0	1	0	0	0	0	0	0	0	0	1	0
Woodford	4	1	3	0	3	0	3	1	0	0	3	0
Average Daily Population	3.5	4	7.1	9.3	13	13	7.7	6.1	4.1	4.1	9.3	5.2
Average Daily Population:YTD	3.5	3.8	4.9	6	7.4	8.3	8.2	8	7.5	7.5	7.7	7.9
Number of Days in Detention	110	112	221	278	402	391	240	189	124	288	280	162
Revenue:	7890	7330	16740	22980	35140	35350	21500	14950	9260	22410	23970	12190




BETH C. KIMMERLING, RN, MFS
ABMDI
CORONER
Office (309) 888-5210
FAX (309) 888-5090
104 W. Front

P.O. Box 2400

Bloomington, Illinois 61702-2400

To: Tari Renner
Chairman, Justice Committee

From: Beth Kimmerling
Coroner 

Date: January 19th 2006

Re: Request for County Credit Card

Late last year, I received an email communication from the Auditor's Office which recommended that I pursue obtaining a departmental credit card. This recommendation was based upon the number of times members of the Coroner's Office staff requested to use the county credit card which is on file at the Auditor's Office. As such, please let this memorandum serve as an official request to be approved for a Coroner's Office credit card. If this request is approved, I would like the card issued so that it has a credit limit of \$2,500 with the understanding I am responsible for its use. The Coroner's Office has primarily utilized the county's credit card for training expenses, i.e., securing hotel rooms, purchasing airfare (if necessary), and paying for training courses on-line. This department also utilized the card to make purchases of office equipment and/or products where either 1) the vender was not willing to invoice us or 2) my employee(s) did not want to personally make the purchase and then wait for reimbursement by the Auditor's Office. Future use of a Coroner's Office departmental credit card should fall within the same areas. If approved, the Auditor's Office has agreed to help the Coroner's Office with this process.

Thank you for your time and consideration.

**Office of the Coroner
McLean County
DEC REPORT**

	DEC 2005	DEC 2004	TYTD 2005	LYTD 2004
<i>Cases</i>	71	73	837	827
<i>Autopsies</i>	6	12	78	102
<i>Out/County Autopsies</i>	18	29	274	344
<i>Inquests</i>	2	8	52	64

TOTAL DEPOSITS

	BUDGET	ACTUAL
<i>Copy Fees</i>	\$6,000.00	\$6,479.00
<i>Morgue Fee</i>	\$30,500.00	\$ 65,186.00
<i>Reim/Services</i>	\$250.00	\$120.00
<i>Paid to Facilities Mgt</i>	\$0.00	\$8,524.00

DEATH INVESTIGATIONS THAT INCLUDE AUTOPSY AND FOLLOW-UP

Traffic Crash – 1

Medical/Sudden death – 4

Homicide – 0

Other (pending tox. & autopsy results and/or inquest ruling) – 2 (1-no autopsy)

OPEN DEATH INVESTIGATIONS

Traffic Crash – 4

Homicide – 0

Medical/Sudden death – 4

Other/Pending - 7

Monthly Status Report for December, 2005

R911- 11/30/05

I have spoken to these folks about an open house. In discussing this with Tony I have learned that they are going to have an open house in March. This is designed to give officials a look at the new radio system. As we will also have a new 9-1-1 system the March date would be a good time to have the open house for the R9-1-1. This date would allow us to showcase the new 9-1-1 and reverse 911 along with the new radio system.

12/05 UPDATE

We are firming up the date and are still looking at March.

ICC Modification – 11/30/05

Currently I have all of the language approved and will be taking the signed agreements from Metcom and Bloomington down to the ICC on December 28th. This leaves only the issue of radio configuration at the Bloomington PSAP. Once this issue is resolved I will ask for a hearing date. The issue is a difference of opinion has to what the configuration of the BPD PSAP as it relates to back up capabilities (see attached letter). ISU has been given a copy of the Call Handling Agreement and I am waiting for them to return it signed.

12/05 UPDATE

All paper work is at the ICC including all required agreements.

Wireless Phase 2- 11/30/05

We are 100% phase 2 as of October, 2005. With the merger of ATT wireless and Cingular several towers were phase 1 due to construction needs. The merger has been completed and all remaining towers have been converted to phase 2.

12/05 UPDATE

Unless needed this will be the last report on Phase 2 wireless.

Job Description – 11/30/05

I have begun working on the job descriptions for Addressing Tech 1 and II.

Grant Process- 11/30/05

Motorola is installing the Starcomm21 equipment and should be completed in January 2006. The pagers are being tested and we hope to have them online within the next two weeks. This will complete the grant and the last draw of \$250,000 will be made on the ETSB funds. This will complete the ETSB's contribution to the grant.

12/05 UPDATE

Motorola has installed the radio equipment and Metcom moved back into the dispatch room. Metcom and Motorola are working out small bugs in the system but the system is up.

9-1-1 Equipment Install- 11/30/05

This will be preformed in January, 2006. We had hoped to have it completed by Dec but due to competing need for resources, physical plant area, and personnel it was determined that we will make the install in January, 2006.

12/05 UPDATE

Verizon has begun staging the new 9-1-1 equipment and will begin installation the week of the 23rd of January. We expect the install to take about two weeks with an on-line date of February 13, 2006. This will include testing and training for the TCs.

Pagers- 11/30/05

Fire and EMS pagers have been received and inventories. They have been programmed and given to the agencies. We are testing at this time and looking at a problem of some of the pagers not alerting. We are looking at radio transmitters, tower location, antennae propagations. We hope to have the pagers up and running within the next two weeks.

12/05 UPDATE

With the installation of the new Motorola consoles we have postponed pager testing until Metcom has completed installation and testing of the radio consoles and programming. Once this is completed we will complete testing of pagers.

ICC Yearly Report- 11/30/05

Staff is now working on the ICC yearly report. We remain under the 1% error rate with a .0046%. I will be filing this report as required by the ICC by the end of January, 2006

DECEMBER, 2005

**ERROR
NO ALI**

NUMBER CORRECTED TESTED COMPLETE			
10	9		1

NO ANI

NUMBER CORRECTED TESTED COMPLETE			
8			8

INCORRECT ADDRESS

NUMBER CORRECTED TESTED COMPLETE			
2	2		

MSAG-STREET RANGE/COMMUNITY

NUMBER CORRECTED TESTED COMPLETE			

**ASSIGNED ADDRESSES-UNINCORPORATED
NEW ROADS (NEW MSAG LISTING)**

9
0

**TOTAL ERRORS
TOTAL ERRORS CLEARED**

20
9

DECEMBER, 2005

ERROR REPORT (MONTHLY)
COMMUNITY

	RESIDENTIAL	BUSINESS	TOTAL ERRORS	DATA	#CORRECTED	ERROR TYPE
ANCHOR	0	0	0	0		
ARROWSMITH	0	0	0	0		
BELLFLOWER	0	0	0	0		
BLOOMINGTON	11	3	14	7		
CARLOCK	0	0	0	1		
CHENOA	1	0	1	0		
COLFAX	0	0	0	0		
COOKSVILLE	4	0	4	0		
CROPSEY	0	0	0	0		
DANVERS	0	0	0	0		
DOWNNS	1	0	1	0		
EL PASO	0	0	0	0		
ELLSWORTH	0	0	0	0		
GRIDLEY	0	0	0	0		
HEYWORTH	1	0	1	1	1	1*-AC
HUDSON	0	0	0	0		
LEROY	2	0	2	3		
LEXINGTON	1	0	1	1		
MANSFIELD	0	0	0	1		
MCLEAN	1	0	1	0		
MINIER	0	0	0	0		
NORMAL	6	5	11	0		
SAYBROOK	1	0	1	0		
SHIRLEY	0	0	0	1		
STANFORD	0	0	0	0		
TOWANDA	0	0	0	0		
OTHER	1	0	1	0		
TOTAL ERRORS	30	8	38	15	1	

- *NO STREET NAME = NSN
- *MSAG PROBLEM = MSAG
- *NEED 911 ADDRESS = N911
- *CITY JURISDICTION = CJ
- *CELL TOWER = CT
- *REMOVE STREET DIRECTIONAL = RSD
- *COMMUNITY ERROR=COMM
- *NUMBER DISCONNECTED=ND
- *WRONG COUNTY=WC
- *DATA LINE = DL
- *SPELLING ERROR = SP
- *ADDRESS CHANGE = AC

ERRORS AS OF NOVEMBER 30, 2005 18
 NEW ERRORS FOR DECEMBER 20
 ERRORS CORRECTED IN DECEMBER 1
 ERRORS AS DECEMBER 31, 2005 37
 DATA LINES 15
 ILLINOIS STATE UNIVERSITY 3

My Company

Report run: 09-Jan-2006 15:21:47

Run by operator: My Name

add more info here...

Monthly Incoming Call Types

Report template: Monthly Incoming Call Types⁶¹

Analyzing subject type: Position Group entity: All

Requested period:

From: 01-Dec-2005 12:00:00

Until: 31-Dec-2005 23:59:59

Dec-2005

Abandoned

TTY

Wireless

Wireline

Total Calls

237 (4.7%)

2 (0.0%)

2692 (53.9%)

2301 (46.1%)

4993

9711

Total

14704

911 Incoming

Adm Incoming

My Company
 Report run: 09-Jan-2006 15:18:06
 Run by operator: My Name
 Add more info here...

Ring Time Range
 Report template: Monthly Ringing Time Ranges
 Analyzing subject type: Position Group entity: All

Requested period:
 From: 01-Dec-2005 12:00:00
 Until: 31-Dec-2005 23:59:59

Call Count per Range

Dec-2005

	<u>Total</u>	<u>0 to 7 sec</u>	<u>8 to 14 sec</u>	<u>15 to 21 sec</u>	<u>22 to 28 sec</u>	<u>29 to 35 sec</u>	<u>36 to 42 sec</u>
911 Incoming	5074	4837 (95.3%)	189 (3.7%)	43 (0.8%)	5 (0.1%)	0 (0.0%)	0 (0.0%)
Adm Incoming	9769	9656 (98.8%)	91 (0.9%)	13 (0.1%)	5 (0.1%)	3 (0.0%)	1 (0.0%)
Total	14843	14493 (97.6%)	280 (1.9%)	56 (0.4%)	10 (0.1%)	3 (0.0%)	1 (0.0%)

Daily-Incoming Call

Report template: Daily Incoming Call for 911 and Admin
Analyzing subject type: Position Group entity: All

METCOM

<u>Date</u>	<u>Calls</u>	
01-Dec-2005	309	
02-Dec-2005	539	
03-Dec-2005	681	
04-Dec-2005	473	
05-Dec-2005	518	
06-Dec-2005	421	
07-Dec-2005	608	
08-Dec-2005	696	
09-Dec-2005	318	
10-Dec-2005	0	
11-Dec-2005	0	
12-Dec-2005	0	
13-Dec-2005	189	
14-Dec-2005	569	
15-Dec-2005	555	
16-Dec-2005	560	
17-Dec-2005	563	
18-Dec-2005	416	
19-Dec-2005	488	
20-Dec-2005	455	
21-Dec-2005	533	
22-Dec-2005	471	
23-Dec-2005	457	
24-Dec-2005	401	
25-Dec-2005	299	
26-Dec-2005	406	
27-Dec-2005	516	
28-Dec-2005	421	
29-Dec-2005	503	
30-Dec-2005	498	
31-Dec-2005	424	
Total :	13287	(428.6 / Day)

Daily-Incoming Call

Report template: Daily Incoming Call for 911 and Admin
Analyzing subject type: Position Group entity: All

METNOR

<u>Date</u>	<u>Calls</u>	
01-Dec-2005	31	
02-Dec-2005	69	
03-Dec-2005	64	
04-Dec-2005	55	
05-Dec-2005	58	
06-Dec-2005	50	
07-Dec-2005	88	
08-Dec-2005	61	
09-Dec-2005	40	
10-Dec-2005	0	
11-Dec-2005	0	
12-Dec-2005	0	
13-Dec-2005	11	
14-Dec-2005	59	
15-Dec-2005	45	
16-Dec-2005	59	
17-Dec-2005	51	
18-Dec-2005	34	
19-Dec-2005	50	
20-Dec-2005	43	
21-Dec-2005	46	
22-Dec-2005	47	
23-Dec-2005	63	
24-Dec-2005	37	
25-Dec-2005	46	
26-Dec-2005	60	
27-Dec-2005	57	
28-Dec-2005	48	
29-Dec-2005	53	
30-Dec-2005	57	
31-Dec-2005	35	
Total :	1417	(45.7 / Day)

Daily-Incoming Call

Report template: Daily Incoming Call for 911 and Admin
Analyzing subject type: Position Group entity: All

TRAIN

<u>Date</u>	<u>Calls</u>	
01-Dec-2005	0	
02-Dec-2005	0	
03-Dec-2005	0	
04-Dec-2005	0	
05-Dec-2005	0	
06-Dec-2005	0	
07-Dec-2005	0	
08-Dec-2005	0	
09-Dec-2005	0	
10-Dec-2005	0	
11-Dec-2005	0	
12-Dec-2005	0	
13-Dec-2005	0	
14-Dec-2005	0	
15-Dec-2005	0	
16-Dec-2005	0	
17-Dec-2005	0	
18-Dec-2005	0	
19-Dec-2005	0	
20-Dec-2005	0	
21-Dec-2005	0	
22-Dec-2005	0	
23-Dec-2005	0	
24-Dec-2005	0	
25-Dec-2005	0	
26-Dec-2005	0	
27-Dec-2005	0	
28-Dec-2005	0	
29-Dec-2005	0	
30-Dec-2005	0	
31-Dec-2005	0	
Total :	0	(0.0 / Day)

Daily-Incoming Call Types

Report template: Daily Incoming Call Types
 Analyzing subject type: Position Group entity: All

Date	Total	Admin	911	Wireline	Wireless	TTY	Abandoned
01-Dec-2005	340	232 (68.2%)	108 (31.8%)	42 (38.9%)	66 (61.1%)	0 (0.0%)	9 (8.3%)
02-Dec-2005	608	408 (67.1%)	200 (32.9%)	104 (52.0%)	96 (48.0%)	0 (0.0%)	9 (4.5%)
03-Dec-2005	745	481 (64.6%)	264 (35.4%)	94 (35.6%)	170 (64.4%)	0 (0.0%)	11 (4.2%)
04-Dec-2005	528	366 (69.3%)	162 (30.7%)	75 (46.3%)	87 (53.7%)	1 (0.6%)	7 (4.3%)
05-Dec-2005	576	370 (64.2%)	206 (35.8%)	109 (52.9%)	97 (47.1%)	0 (0.0%)	13 (6.3%)
06-Dec-2005	471	343 (72.8%)	128 (27.2%)	70 (54.7%)	58 (45.3%)	0 (0.0%)	4 (3.1%)
07-Dec-2005	696	460 (66.1%)	236 (33.9%)	98 (41.5%)	138 (58.5%)	0 (0.0%)	10 (4.2%)
08-Dec-2005	757	465 (61.4%)	292 (38.6%)	129 (44.2%)	163 (55.8%)	0 (0.0%)	14 (4.8%)
09-Dec-2005	358	235 (65.6%)	123 (34.4%)	40 (32.5%)	83 (67.5%)	0 (0.0%)	9 (7.3%)
10-Dec-2005	0	0 (0.0%)	0 (0.0%)	0 (0.0%)	0 (0.0%)	0 (0.0%)	0 (0.0%)
11-Dec-2005	0	0 (0.0%)	0 (0.0%)	0 (0.0%)	0 (0.0%)	0 (0.0%)	0 (0.0%)
12-Dec-2005	0	0 (0.0%)	0 (0.0%)	0 (0.0%)	0 (0.0%)	0 (0.0%)	0 (0.0%)
13-Dec-2005	200	128 (64.0%)	72 (36.0%)	20 (27.8%)	52 (72.2%)	0 (0.0%)	9 (12.5%)
14-Dec-2005	628	442 (70.4%)	186 (29.6%)	84 (45.2%)	102 (54.8%)	0 (0.0%)	10 (5.4%)
15-Dec-2005	600	401 (66.8%)	199 (33.2%)	77 (38.7%)	122 (61.3%)	0 (0.0%)	11 (5.5%)
16-Dec-2005	619	417 (67.4%)	202 (32.6%)	73 (36.1%)	129 (63.9%)	0 (0.0%)	8 (4.0%)
17-Dec-2005	614	414 (67.4%)	200 (32.6%)	93 (46.5%)	107 (53.5%)	0 (0.0%)	5 (2.5%)
18-Dec-2005	450	266 (59.1%)	184 (40.9%)	85 (46.2%)	99 (53.8%)	0 (0.0%)	9 (4.9%)
19-Dec-2005	538	370 (68.8%)	168 (31.2%)	78 (46.4%)	90 (53.6%)	0 (0.0%)	8 (4.8%)
20-Dec-2005	498	347 (69.7%)	151 (30.3%)	57 (37.7%)	94 (62.3%)	0 (0.0%)	5 (3.3%)
21-Dec-2005	579	355 (61.3%)	224 (38.7%)	100 (44.6%)	124 (55.4%)	0 (0.0%)	13 (5.8%)
22-Dec-2005	518	337 (65.1%)	181 (34.9%)	74 (40.9%)	107 (59.1%)	0 (0.0%)	8 (4.4%)
23-Dec-2005	520	323 (62.1%)	197 (37.9%)	108 (54.8%)	89 (45.2%)	0 (0.0%)	9 (4.6%)
24-Dec-2005	438	278 (63.5%)	160 (36.5%)	76 (47.5%)	84 (52.5%)	0 (0.0%)	7 (4.4%)
25-Dec-2005	345	212 (61.4%)	133 (38.6%)	67 (50.4%)	66 (49.6%)	0 (0.0%)	3 (2.3%)
26-Dec-2005	466	291 (62.4%)	175 (37.6%)	107 (61.1%)	68 (38.9%)	0 (0.0%)	6 (3.4%)
27-Dec-2005	573	384 (67.0%)	189 (33.0%)	102 (54.0%)	87 (46.0%)	0 (0.0%)	15 (7.9%)
28-Dec-2005	469	334 (71.2%)	135 (28.8%)	79 (58.5%)	56 (41.5%)	0 (0.0%)	6 (4.4%)

My Company

Report run: 09-Jan-2006 15:08:18

Run by operator: My Name

Add more info here...

Daily-Incoming Call Types

Report template: Daily Incoming Call Types (1)


Analyzing subject type: Position Group entity: All

Requested period:

From: 01-Dec-2005 12:00:00

Until: 31-Dec-2005 23:59:59

Date	Total	Admin	911	Wireline	Wireless	TTY	Abandoned
29-Dec-2005	556	366 (65.8%)	190 (34.2%)	105 (55.3%)	85 (44.7%)	0 (0.0%)	5 (2.6%)
30-Dec-2005	555	388 (69.9%)	167 (30.1%)	78 (46.7%)	89 (53.3%)	0 (0.0%)	4 (2.4%)
31-Dec-2005	459	298 (64.9%)	161 (35.1%)	77 (47.8%)	84 (52.2%)	1 (0.6%)	10 (6.2%)
Total	14704	9711 (66.0%)	4993 (34.0%)	2301 (46.1%)	2692 (53.9%)	2 (0.0%)	237 (4.7%)



CAD Activity/Ani-Ali Report

December 2005

FIRE & EMS

E1 Delta	225
E1 Echo	7
E2 Charlie	140
E3 Bravo	117
E4 Alpha	153
F2 High 2 (Standard Resp)	59
F3 Medium	11
F4 Low	2
ProQA Not Initiated	5

LEA

P1 High 1	77
P2 High 2	330
P3 Medium	747
P4 Low	541
P5 No Priority	4

911 Hangups 275

EMERGENCY

P1 Delta/E1 Delta
P1 Echo/E1 Echo
P2 Charlie/E2 Charlie
P1 High 1
P2 High 2/F2 High 2
ProQA Not Initiated

NON-EMERGENCY

P3 Bravo/E3 Bravo
P3 Medium/F3 Medium
P4 Alpha/E4 Alpha
P4 Low
P5No Priority