

**TRANSPORTATION COMMITTEE AGENDA**  
**Room 700, Law and Justice Center**  
**Tuesday, January 06, 2004**  
**8:00 A.M.**

1. Roll Call
2. Approval of Minutes from December 02, 2003 Meeting
3. Recommend Payment of Bills to County Board
4. **Items to be Presented for Action**
  - A. Letting results from December 30, 2003 for County and Township Projects 1 - 12
  - B. Bridge Petition – Lexington Road District Section 2003 Lexington Joint Culvert 13
  - C. Timber Bridge Inspection – Engineer’s Agreement 14 - 18
5. **Items to be Presented for Information**
  - A. Cornerstone Christian Academy letter 19 - 23
  - B. Road Work Status 24
  - C. Budget Report
    1. Expenses 25 - 31
    2. Revenue 32 - 36
  - D. Other
6. **Adjournment**

**RESOLUTION BY THE COUNTY BOARD OF MCLEAN COUNTY**

WHEREAS, the bids were reviewed by the Transportation Committee of the McLean County Board at their regular meeting on January 6, 2004, for a letting held on December 30, 2003 for McLean County and seventeen (17) Road Districts 2004 MFT Maintenance Sections, and

WHEREAS, the Transportation Committee duly approved the bids on January 6, 2004.

NOW THEREFORE BE IT RESOLVED by the County Board of McLean County that they award the following materials and contracts:

**2004 MFT SECTIONS:**

**McLean County. ....Sec. 04-00000-00-GM..... GR3**

Successful bidders on the above section were:

Prairie Materials, Inc. (Eppards) .....	\$7,850.00
Carri Scharf Materials (Heyworth) .....	\$6,900.00
Rowe Construction Co. (Heyworth) .....	\$7,750.00
Stark Materials, Inc. (Heyworth) .....	\$6,550.00
Stark Materials, Inc. (Stringtown).....	\$7,050.00

**McLean County. ....Sec. 04-00000-00-GM..... GR4**

Successful bidders on the above section were:

Prairie Materials, Inc. (Eppards) .....	\$34,800.00
Carri Scharf Materials (Heyworth) .....	\$42,600.00
Rowe Construction Co. (Downs) .....	\$43,500.00
Stark Materials, Inc. (Rettick) .....	\$44,700.00
Stark Materials, Inc. (Stringtown).....	\$45,000.00
K & R Gravel, Inc. (Arrowsmith).....	\$40,500.00

**McLean County. ....Sec. 04-00000-00-GM..... GR5**

Successful bidder on the above section was:

Prairie Materials, Inc. (Eppards) .....	\$3,800.00
---	------------

**McLean County. ....Sec. 04-00000-00-GM..... GR6**

Successful bidder on the above section was:

Prairie Materials, Inc. (Eppards) .....	\$8,125.00
---	------------

**McLean County. ....Sec. 04-00000-00-GM..... GR14**

The successful bidder on the above section was:

Carri Scharf Trucking, Inc. ....	\$20,741.00
----------------------------------	-------------

**Allin R.D. ....Sec. 04-01000-00-GM..... GR14**

The successful bidder on the above section was:

Carri Scharf Trucking, Inc. ....	\$4,644.00
----------------------------------	------------

**Anchor R.D. ....Sec. 04-02000-00-GM..... GR 14**  
The successful bidder on the above section was:  
Limestone Transit ..... \$14,820.00

**Arrowsmith RD.....Sec. 04-03000-00-GM..... GR14**  
The successful bidder on the above section was:  
Towanda Company ..... \$5,252.00

**Arrowsmith RD.....Sec. 04-03000-00-GM..... GR15**  
The successful bidder on the above section was:  
Towanda Company ..... \$12,570.00

**Bellflower R.D.....Sec. 04-04000-00-GM..... GR 4**  
The successful bidder on the above section was:  
Prairie Materials, Inc..... \$23,200.00

**Bellflower R.D.....Sec. 04-04000-00-GM..... GR14**  
The successful bidder on the above section was:  
Towanda Company ..... \$12,030.00

**Cheney's Grove R.D.....Sec. 04-08000-00-GM..... GR15**  
The successful bidder on the above section was:  
Indian Creek..... \$8,390.00

**Cropsey R.D.....Sec. 04-10000-00-GM..... GR14**  
The successful bidder on the above section was:  
Towanda Company ..... \$6,811.00

**Dale R.D... ..Sec. 04-11000-00-GM..... GR14**  
The successful bidder on the above section was:  
Crane Trucking..... \$9,072.50

**Danvers RD.....Sec. 04-12000-00-GM..... GR4**  
Successful bidders on the above section were:  
Prairie Materials, Inc. (Eppards) ..... \$8,700.00  
Rowe Construction Co. (Timberline)..... \$10,875.00  
Stark Materials, Inc. (Rettick) ..... \$11,175.00  
Stark Materials, Inc. (Stringtown)..... \$11,250.00

**Dawson RD.....Sec. 04-13000-00-GM..... GR14**  
Successful bidder on the above section was:  
Carri Scharf Trucking..... \$13,440.00

**Empire R.D.....Sec. 04-16000-00-GM..... GR 3**

Successful bidders on the above section were:

Prairie Materials, Inc. (Eppards) .....	\$8,740.00
Carri Scharf Materials (Heyworth) .....	\$6,520.00
Rowe Construction Co. (Heyworth) .....	\$6,800.00
Stark Materials, Inc. (Heyworth) .....	\$6,410.00
Stark Materials, Inc. (Stringtown).....	\$6,780.00

**Empire R.D.....Sec. 04-16000-00-GM..... GR 4**

Successful bidders on the above section were:

Prairie Materials, Inc. (Eppards) .....	\$1,160.00
Carri Scharf Materials (Heyworth) .....	\$1,380.00
Rowe Construction Co. (Downs) .....	\$1,450.00
Stark Materials, Inc. (Rettick) .....	\$1,490.00
Stark Materials, Inc. (Stringtown).....	\$1,500.00
K & R Gravel, Inc. (Arrowsmith).....	\$1,350.00

**Gridley RD.....Sec. 04-18000-00-GM..... GR14**

The successful bidder on the above section was:

Towanda Company .....	\$14,370.00
-----------------------	-------------

**Hudson R.D.....Sec. 04-19000-00-GM..... GR14**

The successful bidder on the above section was:

Carri Scharf Trucking.....	\$7,821.00
----------------------------	------------

**Lawndale RD.....Sec. 04-20000-00-GM..... GR3**

Successful bidder on the above section was:

Prairie Materials, Inc.....	\$7,850.00
-----------------------------	------------

**Martin R.D. ....Sec. 04-22000-00-GM..... GR14**

The successful bidder on the above section was:

Towanda Company .....	\$13,286.00
-----------------------	-------------

**Martin R.D. ....Sec. 04-22000-00-GM..... GR15**

The successful bidder on the above section was:

Crane Trucking.....	\$2,262.00
---------------------	------------

**Money Creek R.D.....Sec. 04-23000-00-GM..... GR14**

The successful bidder on the above section was:

Carri Scharf Trucking .....	\$5,744.88
-----------------------------	------------

**Normal R.D.....Sec. 04-25000-00-GM..... GR14**

The successful bidder on the above section was:

Carri Scharf Trucking .....	\$5,754.60
-----------------------------	------------

**West R.D. ....Sec. 04-29000-00-GM..... GR4**

Successful bidder on the above section was:

Prairie Materials (Eppards) ..... \$1,800.00

**West R.D. ....Sec. 04-29000-00-GM..... GR4A**

Successful bidders on the above section were:

Carri Scharf Materials (Heyworth) ..... \$12,407.50

Rowe Construction Co. (Downs) ..... \$12,687.50

Stark Materials, Inc. (Rettick) ..... \$13,037.50

Stark Materials, Inc. (Stringtown)..... \$13,125.00

K & R Gravel, Inc. (Arrowsmith)..... \$11,812.50

**West R.D. ....Sec. 04-29000-00-GM..... GR. 14**

The successful bidder on the above section was:

Carri Scharf Trucking ..... \$7,046.50

\_\_\_\_\_  
Michael F. Sweeney, Chairman

STATE OF ILLINOIS     ]  
                                  ]    SS  
COUNTY OF MCLEAN    ]

I, Peggy Ann Milton, County Clerk in and for said County is the State aforesaid and keeper of the records and files thereof, as provided by statutes, do hereby certify the foregoing to be a true, perfect and complete copy of a resolution adopted by the County Board of McLean County at its monthly meeting held at Bloomington, Illinois on January 20, 2004.

IN TESTIMONY WHEREOF, I have hereunto set my hand and affixed the seal of said County at my office in Bloomington, Illinois, in said County this 20<sup>th</sup> day of January A.D., 2004.

[SEAL]

\_\_\_\_\_  
County Clerk

McLEAN COUNTY HIGHWAY DEPARTMENT  
December 31, 2001 Letting

McLEAN COUNTY  
SEC. 04-00000-00-05M GR 3

ITEM	DELIVERY	QUANTITY	UNIT	UNIT PRICE	ESTIMATE TOTAL	UNIT PRICE	TOTAL	UNIT PRICE	TOTAL	UNIT PRICE	TOTAL	UNIT PRICE	TOTAL	UNIT PRICE	TOTAL	UNIT PRICE	TOTAL
Seal Coat Aggregate	On Truck	1,000	Ton	\$7.50	\$7,500.00	\$7.85	\$7,850.00	\$6.50	\$6,500.00	\$7.75	\$7,750.00	\$6.55	\$6,550.00		\$0.00		\$0.00
					\$7,500.00		\$7,850.00		\$6,900.00		\$7,750.00		\$6,550.00		\$0.00		\$0.00
						4.67%			-8.00%	3.33%			-12.67%		-100.00%		
Location of Pit or Quarry																	

ACCEPT  
ALL

McLEAN COUNTY  
SEC. 04-00000-00-05M GR 4

ITEM	DELIVERY	QUANTITY	UNIT	UNIT PRICE	ESTIMATE TOTAL	UNIT PRICE	TOTAL	UNIT PRICE	TOTAL	UNIT PRICE	TOTAL	UNIT PRICE	TOTAL	UNIT PRICE	TOTAL	UNIT PRICE	TOTAL
Agg Surf Csr. 1/2" CA 6 or 10	On Truck	6,000	Ton	\$7.00	\$42,000.00	\$5.80	\$34,800.00	\$7.10	\$42,600.00	\$7.25	\$43,500.00	\$7.45	\$44,700.00		\$0.00		\$0.00
					\$42,000.00		\$34,800.00		\$42,600.00		\$43,500.00		\$44,700.00		\$0.00		\$0.00
						-17.14%			1.43%	3.57%			6.43%		-100.00%		
Location of Pit or Quarry																	

ACCEPT  
ALL

5

McLEAN COUNTY  
SEC. 04-00000-00-04M GR 5

ITEM	DELIVERY	QUANTITY	UNIT	UNIT PRICE	ESTIMATE TOTAL	UNIT PRICE	TOTAL	UNIT PRICE	TOTAL	UNIT PRICE	TOTAL	UNIT PRICE	TOTAL	UNIT PRICE	TOTAL	UNIT PRICE	TOTAL
Roadbed Building Gradation 1	On Truck	500	Ton	\$8.00	\$4,000.00	\$7.60	\$3,800.00	\$8.75	\$4,375.00	\$8.00	\$4,000.00	\$8.00	\$4,000.00		\$0.00		\$0.00
					\$4,000.00		\$3,800.00		\$4,375.00		\$4,000.00		\$4,000.00		\$0.00		\$0.00
						-5.00%			-100.00%		-100.00%		-100.00%		-100.00%		
Location of Pit or Quarry																	

ACCEPT  
ALL

McLEAN COUNTY  
SEC. 04.00000.00-GM GR 6

ITEM	DELIVERY	QUANTITY	UNIT	UNIT PRICE	ESTIMATE TOTAL
Riprap Gradation 4	On Truck	500	Ton	\$15.50	\$7,750.00
Location of Fill or Quarry					EPWARDS POINT

ENGINEERS ESTIMATE	PRARIE MAT'L'S	CSM	ROWE	STARK	INDIAN CREEK
TOTAL	\$8,125.00	\$0.00	\$0.00	\$0.00	\$0.00
BID CHECK	\$16.25	\$0.00	\$0.00	\$0.00	\$0.00
TOTAL	\$8,141.25	\$0.00	\$0.00	\$0.00	\$0.00
	4.84%	-100.00%	-100.00%	-100.00%	-100.00%

McLEAN COUNTY  
SEC. 04.00000.00-GM GR 14

ITEM	DELIVERY	QUANTITY	UNIT	UNIT PRICE	ESTIMATE TOTAL
Seal Coat Agg Ca-17/16	McLean Co East	200	Ton	\$10.00	\$2,000.00
Cover Coat Agg Ca-14	Hubert	800	Ton	\$12.00	\$9,600.00
Cover Coat Agg Ca-14	McLean Co East	900	Ton	\$12.00	\$10,800.00
Location of Fill or Quarry					INDIAN CREEK

ENGINEERS ESTIMATE	INDIAN CREEK	LIMESTONE TRANSIT	ROWE	DONALD HANSEN	STARK	CRANE TRUCKING
TOTAL	\$2,000.00	\$0.00	\$0.00	\$2,458.00	\$0.00	\$0.00
BID CHECK	\$8.64	\$0.00	\$0.00	\$12.29	\$0.00	\$0.00
TOTAL	\$1,768.00	\$0.00	\$0.00	\$1,840.00	\$0.00	\$0.00
	\$11.24	\$0.00	\$0.00	\$10.85	\$0.00	\$0.00
	\$11.09	\$0.00	\$0.00	\$11.48	\$0.00	\$0.00
	\$20,741.00	\$0.00	\$26,932.00	\$10,332.00	\$0.00	\$0.00
	-7.41%	-100.00%	-6.55%	19.21%	-100.00%	-100.00%

McLEAN COUNTY  
SEC. 04.01000.00-GM GR 14

ITEM	DELIVERY	QUANTITY	UNIT	UNIT PRICE	ESTIMATE TOTAL
Seal Coat Agg Ca-17/16	McLean Co East	600	Ton	\$9.00	\$5,400.00
Location of Fill or Quarry					INDIAN CREEK

ENGINEERS ESTIMATE	INDIAN CREEK	LIMESTONE TRANSIT	ROWE	TOWANDA CO	STARK	CRANE TRUCKING
TOTAL	\$0.00	\$0.00	\$0.00	\$4,988.00	\$0.00	\$5,040.00
BID CHECK	\$7.74	\$0.00	\$0.00	\$8.28	\$0.00	\$8.40
TOTAL	\$4,644.00	\$0.00	\$0.00	\$4,988.00	\$0.00	\$5,040.00
	-14.00%	-100.00%	-100.00%	-8.00%	-100.00%	-6.67%

MOORE  
BILL

ANCHOR R.O.  
SEC. 04-02000-00-GM GR 14

ITEM	DELIVERY	QUANTITY	UNIT	UNIT PRICE	ESTIMATE	ENGINEERS
Seal Coat Agg CA-15/16 (Crushed Limestone Only)	F.O.B. Stockpile 1/2 mi. Sped	1,500	Ton	\$10.25	\$15,375.00	

CST	ROWE	TOWANDA CO	STARK	CRANE TRUCKING
INDIAN CREEK BID CHECK UNIT PRICE \$9.99 TOTAL \$14,985.00 -2.94%	LIMESTONE TRANSIST BID CHECK UNIT PRICE \$9.88 TOTAL \$14,820.00 -3.91%	DONALD HANSEN BID CHECK UNIT PRICE \$10.04 TOTAL \$15,810.00 2.83%	TOTAL \$0.00 UNIT PRICE \$9.89 TOTAL \$14,835.00 -3.51%	BID CHECK UNIT PRICE \$10.05 TOTAL \$15,075.00 -1.95%

ARROWSMITH R.D.  
SEC. 04-03000-00-GM GR 14

ITEM	DELIVERY	QUANTITY	UNIT	UNIT PRICE	ESTIMATE	ENGINEERS
Cover Coat Agg CA-14 (Crushed Limestone Only)	F.O.B. Stockpile 1/2 mi. Sped	400	Ton	\$13.00	\$5,200.00	

CST	ROWE	TOWANDA CO	STARK	CRANE TRUCKING
INDIAN CREEK BID CHECK UNIT PRICE \$13.48 TOTAL \$5,392.00 3.99%	DONALD HANSEN BID CHECK UNIT PRICE \$13.69 TOTAL \$5,476.00 5.31%	TOTAL \$0.00 UNIT PRICE \$13.15 TOTAL \$5,252.00 1.00%	TOTAL \$0.00 UNIT PRICE \$13.52 TOTAL \$5,408.00 4.00%	

ARROWSMITH R.D.  
SEC. 04-03000-00-GM GR 15

ITEM	DELIVERY	QUANTITY	UNIT	UNIT PRICE	ESTIMATE	ENGINEERS
Agg Surf Crse 1/2 B Ca 5/10 (Crushed Limestone Only)	F.O.B. Stockpile 1/2 mi. Sped	1,500	Ton	\$9.00	\$13,500.00	

CST	ROWE	TOWANDA CO	STARK	CRANE TRUCKING
INDIAN CREEK BID CHECK UNIT PRICE \$8.78 TOTAL \$13,170.00 -2.44%	DONALD HANSEN BID CHECK UNIT PRICE \$8.99 TOTAL \$13,485.00 -0.11%	TOTAL \$0.00 UNIT PRICE \$8.38 TOTAL \$12,570.00 -6.89%	TOTAL \$0.00 UNIT PRICE \$9.82 TOTAL \$13,230.00 -2.00%	

BELLFLOWER R.D.  
SEC. 04-04000-00-GM GR 4

ITEM	DELIVERY	QUANTITY	UNIT	UNIT PRICE	ESTIMATE	ENGINEERS
Agg Surf Crse 1/2 B Ca 6 or 10 (Crushed Limestone Only)	F.O.B. 7th 1/2 mi. Sped	4,000	Ton	\$6.50	\$26,000.00	

CST	ROWE	TOWANDA CO	STARK	CRANE TRUCKING
INDIAN CREEK BID CHECK UNIT PRICE \$5.60 TOTAL \$22,400.00 -10.77%	DONALD HANSEN BID CHECK UNIT PRICE \$5.60 TOTAL \$22,400.00 -10.00%	TOTAL \$0.00 UNIT PRICE \$5.60 TOTAL \$22,400.00 -10.00%	TOTAL \$0.00 UNIT PRICE \$5.60 TOTAL \$22,400.00 -10.00%	

PRAIRIE MAT'L'S	ENGINEERS
UNIT PRICE \$5.60 TOTAL \$22,400.00 -10.77%	ESTIMATE TOTAL \$26,000.00



BELLFLOWER R.D.  
SEC. 04-04000-00-GM GR 14

ITEM	DELIVERY	QUANTITY	UNIT	UNIT PRICE	ESTIMATE TOTAL
Seal Coat Agg CA-15/16	F.O.B. Stockpile	800	Ton	\$12.00	\$9,600.00
Cover Coat Agg CA-14	Beddown	200	Ton	\$13.50	\$2,700.00
(Crushed Limestone Only)					\$12,300.00

CST		ROWE		TOWANDA CO		STARK		CRANE TRUCKING	
BID CHECK	TOTAL	BID CHECK	TOTAL	BID CHECK	TOTAL	BID CHECK	TOTAL	BID CHECK	TOTAL
\$0.00	\$0.00	\$0.00	\$0.00	\$11.50	\$9,200.00	\$0.00	\$0.00	\$12.19	\$9,752.00
\$0.00	\$0.00	\$0.00	\$0.00	\$14.15	\$2,830.00	\$0.00	\$0.00	\$14.84	\$2,968.00
-100.00%	\$0.00	-100.00%	\$0.00	\$12.050.00	\$12,050.00	-100.00%	\$0.00	\$12.720.00	\$12,720.00
				-2.20%				3.41%	

CHENEYS GROVE R.D.  
SEC. 04-06000-00-GM GR 16

ITEM	DELIVERY	QUANTITY	UNIT	UNIT PRICE	ESTIMATE TOTAL
Agg Surf Case 1/2 B CA-6/10	F.O.B. Stockpile	1,000	Ton	\$9.50	\$9,500.00
(Crushed Limestone Only)	Temp Shed				\$9,500.00

CST		ROWE		TOWANDA CO		STARK		CRANE TRUCKING	
BID CHECK	TOTAL	BID CHECK	TOTAL	BID CHECK	TOTAL	BID CHECK	TOTAL	BID CHECK	TOTAL
\$8.95	\$8,950.00	\$0.00	\$0.00	\$9.08	\$9,080.00	\$0.00	\$0.00	\$9.42	\$9,420.00
\$8,950.00	\$8,950.00	\$10.88	\$10,880.00	\$9.89	\$9,890.00	\$0.00	\$0.00	\$9.420.00	\$9,420.00
-5.79%		-100.00%		-4.95%		-100.00%		-0.84%	

INDIAN CREEK		LIMESTONE TRANSIT		DONALD HANSEN	
BID CHECK	TOTAL	BID CHECK	TOTAL	BID CHECK	TOTAL
\$8.39	\$8,390.00	\$10.88	\$10,880.00	\$9.89	\$9,890.00
\$8,390.00	\$8,390.00	\$10,880.00	\$10,880.00	\$9,890.00	\$9,890.00
-11.69%		14.53%		4.11%	

CROPSLEY R.D.  
SEC. 04-10000-00-GM GR 14

ITEM	DELIVERY	QUANTITY	UNIT	UNIT PRICE	ESTIMATE TOTAL
Seal Coat Agg CA-15/16	F.O.B. Stockpile	700	Ton	\$11.00	\$7,700.00
(Crushed Limestone Only)	Cropsey				\$7,700.00

CST		ROWE		TOWANDA CO		STARK		CRANE TRUCKING	
BID CHECK	TOTAL	BID CHECK	TOTAL	BID CHECK	TOTAL	BID CHECK	TOTAL	BID CHECK	TOTAL
\$9.84	\$6,888.00	\$0.00	\$0.00	\$8.73	\$6,811.00	\$0.00	\$0.00	\$10.15	\$7,105.00
\$6,888.00	\$6,888.00	\$0.00	\$0.00	\$6,811.00	\$6,811.00	\$0.00	\$0.00	\$7,105.00	\$7,105.00
-10.55%		-100.00%		-11.55%		-100.00%		-7.79%	

INDIAN CREEK		D STEIDINGER SHELLING		LIMESTONE TRANSIT		DONALD HANSEN	
BID CHECK	TOTAL	BID CHECK	TOTAL	BID CHECK	TOTAL	BID CHECK	TOTAL
\$10.38	\$7,266.00	\$0.00	\$0.00	\$9.88	\$6,916.00	\$10.54	\$7,378.00
\$7,266.00	\$7,266.00	\$0.00	\$0.00	\$6,916.00	\$6,916.00	\$7,378.00	\$7,378.00
-5.64%		-100.00%		-10.18%		-4.18%	

Note: Towanda Company and Limestone Transit tied.  
Road Commissioner agreed to award bid based on flip  
of coin, which Towanda Company won.



DALE R.D.  
SEC. 04-11000-00-GM GR 14

ITEM  
Cover Coal Agg CA-14

DELIVERY  
F O B Stockpile  
Stockpile Site

QUANTITY  
950

UNIT  
Ton

UNIT PRICE  
\$13.00

ESTIMATE  
TOTAL  
\$12,350.00

ESTIMATE	BID CHECK	ROWE	TOWANDA CO	STARK	CRANE TRUCKING
UNIT PRICE	\$10.24	UNIT PRICE	UNIT PRICE	UNIT PRICE	UNIT PRICE
TOTAL	\$9,728.00	TOTAL	TOTAL	TOTAL	TOTAL
	-21.23%	\$0.00	\$9.59	\$0.00	\$9.55
		\$0.00	\$9,433.50	\$0.00	\$9,072.50
		-100.00%	-23.62%	\$0.00	\$3,072.50
				-100.00%	-25.54%

DANVERS R.D.  
SEC. 04-12000-00-GM GR 4

ITEM  
Agg Surf Course 1/2 B CA-6/10

DELIVERY  
F O B Pk  
Camp

QUANTITY  
1,500

UNIT  
Ton

UNIT PRICE  
\$7.50

ESTIMATE  
TOTAL  
\$11,250.00

ESTIMATE	BID CHECK	PRAIRIE MATERIALS	CSM	ROWE	STARK	STARK
UNIT PRICE	\$5.60	UNIT PRICE	UNIT PRICE	UNIT PRICE	UNIT PRICE	UNIT PRICE
TOTAL	\$8,400.00	TOTAL	TOTAL	TOTAL	TOTAL	TOTAL
	-22.67%	\$6,700.00	\$0.00	\$7.25	\$7.50	\$7.45
		-100.00%	\$0.00	\$10,875.00	\$11,250.00	\$11,175.00
			-100.00%	-3.33%	\$11,175.00	-0.67%

DAWSON R.D.  
SEC. 04-13000-00-GM GR 14

ITEM  
Cover Coal Agg CA-14  
(Crushed Limestone Only)

DELIVERY  
F O B Stockpile  
Type Stone

QUANTITY  
1,000

UNIT  
Ton

UNIT PRICE  
\$12.50

ESTIMATE  
TOTAL  
\$12,500.00

ESTIMATE	BID CHECK	INDIAN CREEK	ROWE	TOWANDA CO	STARK	CRANE TRUCKING
UNIT PRICE	\$13.44	UNIT PRICE	UNIT PRICE	UNIT PRICE	UNIT PRICE	UNIT PRICE
TOTAL	\$13,440.00	TOTAL	TOTAL	TOTAL	TOTAL	TOTAL
	7.52%	\$14,190.00	\$0.00	\$13.47	\$0.00	\$14.00
		-100.00%	\$0.00	\$13,470.00	\$0.00	\$14,000.00
		8.40%	-100.00%	7.76%	-100.00%	12.00%

EMPIRE R.D.  
SEC. 04-16000-00-GM GR 3

ITEM  
Seal Coat Agg CA-19/16  
Cover Coal Agg CA-14

DELIVERY  
On Truck

QUANTITY  
600

UNIT  
Ton

UNIT PRICE  
\$9.00

ESTIMATE  
TOTAL  
\$5,400.00

ESTIMATE	BID CHECK	PRAIRIE MATERIALS	CSM	ROWE	STARK	LIMESTONE TRANSIT
UNIT PRICE	\$7.95	UNIT PRICE	UNIT PRICE	UNIT PRICE	UNIT PRICE	UNIT PRICE
TOTAL	\$4,770.00	TOTAL	TOTAL	TOTAL	TOTAL	TOTAL
	11.95%	\$7,170.00	\$8.50	\$6.75	\$6.50	\$6.40
		-24.86%	\$5,520.00	\$6,800.00	\$6,410.00	\$0.00
			-6.86%	-2.85%	-8.43%	-100.00%

ESTIMATE	BID CHECK	K & R GRAVEL	HEWORTH	HEWORTH	STARK
UNIT PRICE	\$7.00	UNIT PRICE	UNIT PRICE	UNIT PRICE	UNIT PRICE
TOTAL	\$0.00	TOTAL	TOTAL	TOTAL	TOTAL
	\$0.00	\$0.00	\$0.00	\$0.00	\$0.00
		\$0.00			\$6,780.00
					-3.14%

ACCEPT  
AT

RECEIPT

EMPIRE R.D.  
SEC. 04-16000-00-GM GR 4

ITEM DELIVERY QUANTITY UNIT UNIT PRICE  
Agg Snd Crs 1 1/2 CA S10 On Truck 200 \$7.50

ENGINEERS ESTIMATE TOTAL \$1,500.00  
PRairie Materials \$1,500.00

K & R GRAVEL

UNIT PRICE TOTAL  
\$6.75 \$1,350.00

ARROWSMITH  
-10.00%

CSM TOTAL \$1,160.00

HEWORTH TOTAL \$1,160.00

ROWE TOTAL \$1,350.00

DOWNNS TOTAL \$1,450.00

RETTICK TOTAL \$1,480.00

STARK TOTAL \$1,480.00

CRANE TRUCKING TOTAL \$1,500.00

STRINGTOWN TOTAL \$1,500.00

ACCEPT  
ALL

GIRDLEY R.D.  
SEC. 04-16000-00-GM GR 14

ITEM DELIVERY QUANTITY UNIT UNIT PRICE  
Gssl Coat Agg CA-15/16 F O B Stockpile 1,500 \$10.00  
(Crushed Limestone Only) Top Snd

ENGINEERS ESTIMATE TOTAL \$15,000.00

INDIAN CREEK BID CHECK TOTAL \$14,450.00

ROWE BID CHECK TOTAL \$14,400.00

TOWANDA CO BID CHECK TOTAL \$14,370.00

STARK BID CHECK TOTAL \$14,550.00

CRANE TRUCKING BID CHECK TOTAL \$14,550.00

INDIAN CREEK BID CHECK TOTAL \$14,610.00

ROWE BID CHECK TOTAL \$14,400.00

TOWANDA CO BID CHECK TOTAL \$14,270.00

STARK BID CHECK TOTAL \$14,775.00

CRANE TRUCKING BID CHECK TOTAL \$14,775.00

INDIAN CREEK BID CHECK TOTAL \$14,821.00

ROWE BID CHECK TOTAL \$14,400.00

TOWANDA CO BID CHECK TOTAL \$14,370.00

STARK BID CHECK TOTAL \$14,821.00

CRANE TRUCKING BID CHECK TOTAL \$14,821.00

INDIAN CREEK BID CHECK TOTAL \$14,821.00

ROWE BID CHECK TOTAL \$14,400.00

TOWANDA CO BID CHECK TOTAL \$14,270.00

STARK BID CHECK TOTAL \$14,821.00

CRANE TRUCKING BID CHECK TOTAL \$14,821.00

INDIAN CREEK BID CHECK TOTAL \$14,821.00

ROWE BID CHECK TOTAL \$14,400.00

TOWANDA CO BID CHECK TOTAL \$14,270.00

STARK BID CHECK TOTAL \$14,821.00

CRANE TRUCKING BID CHECK TOTAL \$14,821.00

LAWDALE R.D.  
SEC. 04-20000-00-GM GR 3

ITEM DELIVERY QUANTITY UNIT UNIT PRICE  
Seal Coat Agg CA-15/16 F.O.B. Pk 1,000 \$8.50  
(Crushed Limestone Only) Quarry

ENGINEERS ESTIMATE TOTAL \$8,500.00

INDIAN CREEK BID CHECK TOTAL \$8,163.00

ROWE BID CHECK TOTAL \$8,163.00

TOWANDA CO BID CHECK TOTAL \$8,127.00

STARK BID CHECK TOTAL \$8,127.00

CRANE TRUCKING BID CHECK TOTAL \$8,127.00

INDIAN CREEK BID CHECK TOTAL \$8,163.00

ROWE BID CHECK TOTAL \$8,163.00

TOWANDA CO BID CHECK TOTAL \$8,127.00

STARK BID CHECK TOTAL \$8,127.00

CRANE TRUCKING BID CHECK TOTAL \$8,127.00

INDIAN CREEK BID CHECK TOTAL \$8,163.00

ROWE BID CHECK TOTAL \$8,163.00

TOWANDA CO BID CHECK TOTAL \$8,127.00

STARK BID CHECK TOTAL \$8,127.00

CRANE TRUCKING BID CHECK TOTAL \$8,127.00

INDIAN CREEK BID CHECK TOTAL \$8,163.00

ROWE BID CHECK TOTAL \$8,163.00

TOWANDA CO BID CHECK TOTAL \$8,127.00

STARK BID CHECK TOTAL \$8,127.00

CRANE TRUCKING BID CHECK TOTAL \$8,127.00

INDIAN CREEK BID CHECK TOTAL \$8,163.00

ROWE BID CHECK TOTAL \$8,163.00

TOWANDA CO BID CHECK TOTAL \$8,127.00

STARK BID CHECK TOTAL \$8,127.00

CRANE TRUCKING BID CHECK TOTAL \$8,127.00

ACCEPT  
PKT

MARTIN R.D.  
SEC. 04-22000-00-GM GR 14

ITEM	DELIVERY	QUANTITY	UNIT	UNIT PRICE	ESTIMATE TOTAL
Seal Coat Agg CA-15/16 (Crushed Limestone Only)	1 mi & Shoulder	1,400	Ton	\$11.00	\$15,400.00

ENGINEERS	ESTIMATE	TOTAL	UNIT PRICE	ROWE	TOTAL	UNIT PRICE	TOWANDA CO	TOTAL	UNIT PRICE	STARK	TOTAL	UNIT PRICE	CRANE TRUCKING	TOTAL
		\$15,400.00	\$11.00		\$0.00	\$9.49	\$13,285.00	\$9.49	\$0.00	\$0.00	\$9.59	\$13,285.00	\$9.59	\$13,285.00
				-11.45%			-13.73%			-100.00%			-12.82%	

MARTIN R.D.  
SEC. 04-22000-00-GM GR 15

ITEM	DELIVERY	QUANTITY	UNIT	UNIT PRICE	ESTIMATE TOTAL
Agg Seal Coat 1/2" E-GA-6/10 (Crushed Limestone Only)	1 mi & Shoulder	300	Ton	\$10.00	\$3,000.00

ENGINEERS	ESTIMATE	TOTAL	UNIT PRICE	ROWE	TOTAL	UNIT PRICE	TOWANDA CO	TOTAL	UNIT PRICE	STARK	TOTAL	UNIT PRICE	CRANE TRUCKING	TOTAL
		\$3,000.00	\$10.00		\$0.00	\$7.65	\$2,295.00	\$7.65	\$0.00	\$0.00	\$7.54	\$2,295.00	\$7.54	
				-23.10%			-23.50%			-100.00%			-24.80%	

MONEY CREEK R.D.  
SEC. 04-23000-00-GM GR 14

ITEM	DELIVERY	QUANTITY	UNIT	UNIT PRICE	ESTIMATE TOTAL
Seal Coat Agg CA-15/16	1 mi & Shoulder	632	Ton	\$12.50	\$7,900.00

ENGINEERS	ESTIMATE	TOTAL	UNIT PRICE	ROWE	TOTAL	UNIT PRICE	TOWANDA CO	TOTAL	UNIT PRICE	STARK	TOTAL	UNIT PRICE	CRANE TRUCKING	TOTAL
		\$7,900.00	\$12.50		\$0.00	\$9.88	\$6,244.16	\$9.88	\$0.00	\$0.00	\$9.88	\$6,244.16	\$9.88	
				-27.28%			-20.95%			-100.00%			-100.00%	

CST	BID CHECK	TOTAL	UNIT PRICE
INDIAN CREEK	\$9.09	\$5,744.88	\$9.09
ROWE		\$0.00	\$0.00
TOWANDA CO		\$6,244.16	\$9.88
STARK		\$0.00	\$0.00
CRANE TRUCKING		\$0.00	\$0.00

CST	BID CHECK	TOTAL	UNIT PRICE
INDIAN CREEK	\$9.82	\$13,748.00	\$9.82
ROWE		\$0.00	\$0.00
TOWANDA CO		\$14,462.00	\$10.33
STARK		\$0.00	\$0.00
CRANE TRUCKING		\$0.00	\$0.00

CST	BID CHECK	TOTAL	UNIT PRICE
INDIAN CREEK	\$7.69	\$2,307.00	\$7.69
ROWE		\$0.00	\$0.00
TOWANDA CO		\$2,295.00	\$7.65
STARK		\$0.00	\$0.00
CRANE TRUCKING		\$0.00	\$0.00

CST	BID CHECK	TOTAL	UNIT PRICE
INDIAN CREEK	\$7.77	\$2,331.00	\$7.77
ROWE		\$0.00	\$0.00
TOWANDA CO		\$2,295.00	\$7.75
STARK		\$0.00	\$0.00
CRANE TRUCKING		\$0.00	\$0.00

CST	BID CHECK	TOTAL	UNIT PRICE
INDIAN CREEK	\$8.29	\$2,484.00	\$8.29
ROWE		\$0.00	\$0.00
TOWANDA CO		\$2,484.00	\$8.29
STARK		\$0.00	\$0.00
CRANE TRUCKING		\$0.00	\$0.00

CST	BID CHECK	TOTAL	UNIT PRICE
INDIAN CREEK	\$8.29	\$2,484.00	\$8.29
ROWE		\$0.00	\$0.00
TOWANDA CO		\$2,484.00	\$8.29
STARK		\$0.00	\$0.00
CRANE TRUCKING		\$0.00	\$0.00

CST	BID CHECK	TOTAL	UNIT PRICE
INDIAN CREEK	\$8.29	\$2,484.00	\$8.29
ROWE		\$0.00	\$0.00
TOWANDA CO		\$2,484.00	\$8.29
STARK		\$0.00	\$0.00
CRANE TRUCKING		\$0.00	\$0.00

NORMAL R.D.  
SEC. 04-29000-00-GM GR 14

ITEM	DELIVERY	QUANTITY	UNIT	UNIT PRICE	ESTIMATE	BID CHECK	INDIAN CREEK	ROWE	TOWANDA CO	STARK	CRANE TRUCKING
Seal Coat Mfg CA-15715	F O B Wp Stockpile	690	Ton	\$10.00	\$6,900.00	\$6.34	\$5,754.60	\$0.00	\$8.77	\$8.00	\$8.55
							\$5,754.60	\$0.00	\$8,051.30	\$0.00	\$6,599.50
							-16.60%	-100.00%	-12.30%	-100.00%	-4.50%

WEST R.D.  
SEC. 04-29000-00-GM GR 14

ITEM	DELIVERY	QUANTITY	UNIT	UNIT PRICE	ESTIMATE	BID CHECK	INDIAN CREEK	ROWE	TOWANDA CO	STARK	K & R GRAVEL
Agg Surf Ty B CA-610	F O B M Quarry	300	Ton	\$7.00	\$2,100.00	\$6.00	\$1,800.00	\$0.00	\$7.25	\$7.45	\$6.75
							\$1,800.00	\$0.00	\$12,687.50	\$13,037.50	\$11,812.50
							-14.29%	-100.00%	-100.00%	-100.00%	-100.00%

WEST R.D.  
SEC. 04-29000-00-GM GR 14

ITEM	DELIVERY	QUANTITY	UNIT	UNIT PRICE	ESTIMATE	BID CHECK	INDIAN CREEK	ROWE	TOWANDA CO	STARK	K & R GRAVEL
Agg Surf Ty B CA-610	F O B M Quarry	1,750	Ton	\$7.00	\$12,250.00	\$8.29	\$14,465.50	\$0.00	\$8.77	\$7.45	\$6.75
							\$14,465.50	\$0.00	\$7,454.50	\$13,037.50	\$11,812.50
							-100.00%	-100.00%	-7.68%	-100.00%	-3.57%

WEST R.D.  
SEC. 04-29000-00-GM GR 14

ITEM	DELIVERY	QUANTITY	UNIT	UNIT PRICE	ESTIMATE	BID CHECK	INDIAN CREEK	ROWE	TOWANDA CO	STARK	CRANE TRUCKING
Seal Coat Agg CA-15715	F O B Wp Stockpile	690	Ton	\$9.50	\$6,075.00	\$8.29	\$5,706.50	\$0.00	\$8.77	\$7.45	\$6.75
							\$5,706.50	\$0.00	\$7,454.50	\$13,037.50	\$11,812.50
							-12.74%	-100.00%	-7.68%	-100.00%	-3.57%

INDIAN CREEK	ROWE	TOWANDA CO	STARK	CRANE TRUCKING
BID CHECK	BID CHECK	BID CHECK	BID CHECK	BID CHECK
TOTAL	TOTAL	TOTAL	TOTAL	TOTAL
\$7,624.50	\$0.00	\$0.00	\$0.00	\$0.00
-5.58%				

UNIT PRICE TOTAL  
\$7.50 \$13,125.00  
\$13,125.00  
7.14%  
STRINGTOWN

ACCEPT  
ALL

26

**BRIDGE PETITION**

**Lexington Road District**  
**Section 2003 Lexington Joint Culvert**

**TO: McLean County Board**  
% McLean County Clerk  
104 W Front St - Rm 704  
Bloomington, IL 61701

2003 Lexington Joint Culvert Drainage Structure on 2650 East at 2200 North in Lexington Road District.

Ladies and Gentlemen:

Lexington Road District, McLean County, Illinois requests that McLean County in accordance with the Illinois Highway Code, 605 ILCS 5/5-501, of the Illinois Compiled Statutes as amended; construct two (2) structures located in the NW ¼ of Sec 28, T 25 N, R 4 E in Lexington Township.

That of the funds appropriated at the November 2003 meeting of the McLean County Board, Seventeen Thousand, Five Hundred Dollars (17,500.00) be used as the County's share of the cost of the structures.


Lexington Road District certifies that they have levied the maximum on their Road and Bridge Funds the last two years.

Lexington Road District further states that the County Engineer has made a survey of the water sheds and has determined that the sites of the new drainage structures shall be as mentioned above and has estimated that the cost of the new structures shall be Thirty-five Thousand Dollars (35,000.00) and the present structures are inadequate.

Lexington Road District further certifies that the cost of the new structure exceeds 0.02% of the assessed valuation of the Road District.

Respectfully submitted,

  
\_\_\_\_\_  
Randy Patton  
Highway Commissioner

Approved  1-6-04  
\_\_\_\_\_  
John E Mitchell, County Engineer, McLean County, IL

Lexington Road District

Approved  
\_\_\_\_\_  
Michael F Sweeney, Chairman McLean County Board

PRELIMINARY ENGINEERING SERVICES AGREEMENT

---

LOCAL AGENCY

CONSULTANT

County: McLean

Name: Rice, Berry and Associates

Township:

Address: 801 South Durkin Drive

Section: Timber Pile  
Bridge Inspection

City: Springfield

State: Illinois

---

THIS AGREEMENT is made and entered into this 20th day of January

2004 between the above Local Agency (LA) and Consultant (ENGINEER) and covers certain professional engineering services in connection with the inspection and evaluation of timber pile supported bridges designated by the County.

---

AGREEMENT PROVISIONS

---

**THE ENGINEER AGREES**

1. To perform the following engineering services for the LA in connection with the proposed improvement hereinbefore described:
  - a. To inspect the timber pile supported structures as designated by the County on the Township or County Highway System in accordance with the requirements of the State of Illinois, Department of Transportation.
  - b. That this project will include the inspection of approximately 22 structures.
  - c. To field inspect and update a complete Bridge Inspection Report from BM-BIR-1 for each structure.
  - d. To review and revise, as necessary, IDOT-ISIS Inventory Turnaround Reports forms RIS-R104 & R105 for each structure. This work to be completed and submitted to I.D.O.T.
  - e. To photograph structures, bridge approaches, deteriorations and stream channels for structures which show a marked change in condition since the last field inspection.
  - f. To calculate safe load ratings for structures which show a marked change in condition since the last rating assigned, as required.
  - g. To provide maintenance or repair recommendations for appropriate structures.
  - h. To attend conferences to be held at the request of the County and visit the site of the work at any reasonable time when requested to do so by the County or representatives of the State of Illinois, Department of Transportation.
2. That all reports, plans, plats, and special provisions to be furnished by the ENGINEER pursuant to this agreement will be in accordance with the current standard specifications and policies of the DEPARTMENT, it being understood that all such reports, plats, plans and drafts shall before finally accepted, be subject to approval by the LA and the said DEPARTMENT.



3. To attend conferences at any reasonable time when required to do so by the LA or representatives of the DEPARTMENT.
4. In the event plans are found to be in error during the construction of the SECTION and revisions of the plans are necessary, the ENGINEER agrees that he will perform such work without expense to the LA, even though final payment has been received by him. He shall give immediate attention to these changes so there will be a minimum delay to the Contractor.
5. The basic survey notes and sketches, charts, computations and other data prepared or obtained by the ENGINEER pursuant to this AGREEMENT will be made available upon request to the LA or the DEPARTMENT without cost and without restriction or limitations as to their use.
6. That all plans and other documents furnished by the ENGINEER pursuant to the AGREEMENT will be endorsed by him and will show his professional seal where such is required by law.

#### THE LA AGREES

1. To pay the Engineer as compensation for all services rendered in accordance with this agreement, a sum of money amounting to \$405.00 per each structure inspected. (Approximately 22 structures @ \$405.00 per each = \$8,910.00.)
2. That payment due the Engineer for services rendered in accordance with this agreement will be made as soon as practical after the services have been performed.

#### IT IS MUTUALLY AGREED

1. That any differences between the ENGINEER and the LA concerning the interpretation of the provisions of this AGREEMENT shall be referred to a committee of disinterested parties consisting of one member appointed by the ENGINEER, one member appointed by the LA and a third member appointed by the two other members for disposition and that the committee's decision shall be final.
2. This AGREEMENT may be terminated by the LA upon giving notice in writing to the ENGINEER at his last known post office address. Upon such termination, the ENGINEER shall cause to be delivered to the LA, all drawings, plats, surveys, reports, permits, agreements, provisions, specifications, partial and completed estimates, and data with the understanding that all such material become the property of the LA. The ENGINEER shall be paid for any services completed and any services partially completed in accordance with paragraph 1 of THE LA

AGREES.

3. That the ENGINEER warrants that he/she has not employed or retained any company or person, other than a bona fide employee working solely for the ENGINEER, to solicit or secure this contract, and that he/she has not paid or agreed to pay any company or person, other than a bona fide employee working solely for the ENGINEER, any fee, commission, percentage, brokerage, fee, gifts, or any other consideration, contingent upon or resulting from the award or making of this contract. For breach or violation of this warranty the LA shall have the right to annul this contract without liability.
4. That the ENGINEER has not been retained or compensated to provide design and construction review services relating to the Contractor's safety precautions or to means, methods, techniques or procedures the Contractor elects to use to complete his work. Omitted services include, but are not limited to, shoring, scaffolding, underpinning, temporary retainment or excavations and any erection methods and temporary bracing.

IN WITNESS WHEREOF, the parties have caused this AGREEMENT to be executed in quadruplicate counterparts, each of which shall be considered as an original by their duly authorized officers.

Executed by the LA:

McLean County of the State of Illinois, acting by and through its County Board

ATTEST:

By \_\_\_\_\_  
County Clerk

By \_\_\_\_\_

(SEAL)

Title: Chairman, County Board

---

Executed by the ENGINEER:

Rice, Berry and Associates  
801 South Durkin Drive  
Springfield, Illinois 62704-1313

ATTEST:

By Steven W. Megginson  
Civil Engineering Manager

By Michael A. Berry  
Executive Vice President

(SEAL)



HIGHWAY DEPARTMENT  
John E. Mitchell County Engineer  
(309) 663-9445 FAX (309) 662-8038  
102 S. Towanda-Barnes Rd. Bloomington, Illinois 61704

---

December 24, 2003

Ms. April Kinzinger  
Cornerstone Christian Academy  
22017 E 1200N Road  
Bloomington, IL 61704

Mr. Brian Thielen, Attorney at Law  
207 W. Jefferson Street, Ste. 600  
Bloomington, IL 61701

RE: Cornerstone Christian  
Academy on Ireland Grove Road

Dear Ms. Kinzinger and Mr. Thielen;

I have looked into your request for speed control by the new Cornerstone Christian Academy on Ireland Grove Road.

We conducted a speed study on December 16, 2003 and found that the 85<sup>th</sup> percentile speed eastbound was 66 miles per hour and westbound was 67 miles per hour. The average speed eastbound was 57 miles per hour and westbound was 58 miles per hour. The speed study will not allow us to lower the speed limit in this area. However, I have called Lt. Bailey, of the McLean County Sheriff's Department, and requested that they do radar speed enforcement by the school. He also suggested placing the Sheriff's Speed Trailer at the site.

I have reviewed the Illinois Manual on Uniform Traffic Control Devices, Part 7, Traffic Controls for School Areas. Section 7B (a copy of page 15 is enclosed) in reference to the School Speed Limit 20 on School Days when Children are Present says (S4-I100) "The speed zone should be limited to those locations where elementary through high school building or grounds devoted primarily to normal school day activities are adjacent to the highway or where groups of children cross the highway in route to and from a school not adjacent to the highway".

At Cornerstone, the area adjacent to the road is a grassy area that appears to be used as a separation area between the road and the parking lot. The grassy area is 147 feet wide and the parking lot is 240 feet wide, with the school building being 433 feet from the road. It appears that the playground area is to the rear of the school building. As this is a rural area three (3) miles east of Towanda Barnes Road, there is no pedestrian usage and no sidewalks along the road. The above would indicate that the School Speed 20 is not applicable here.

Illinois Statute 625 ILCS 5/11-605 (copy enclosed) states, "Special speed while passing schools .... On a school day when school children are present and so close thereto that a potential hazard exists because of the close proximity of the motorized traffic ...." As the children are not close to the road, Illinois law also would prohibit the erection of the School Speed Limit 20 mph sign.

I believe that if a School Speed Limit 20 mph were erected in front of the school, it would create a worse hazard than currently exists with the driveway entrance. The speed limit would begin at the school property line which is very close to the crest of the hill at the east side of the property and because of the hill and traffic decelerating over the hill, the likelihood of rear end collision would be increased.

Recognizing that there are 200 to 300 vehicles each morning and afternoon bringing and picking up students at the school, on a road that already has over 1000 vehicles traveling it in a day, we do want to provide a warning to prevent accidents from occurring due to the traffic turning into and out of the school entrance. We plan to erect the S1-1, Advance School Warning sign (copy enclosed) with an Entrance 1000 Feet plate to be placed east of the crest of the hill east of the school entrance and an Entrance 500 Feet to be placed west of the entrance. Underneath both of these will be a 45 mph yellow advisory speed plate. J.U.L.I.E. has been called to locate any buried utilities and this work is scheduled for December 24, 2003.

After this signage has been in place during school attendance for a while, and as weather permits, I will have another speed study performed to see if the speed limit can be lowered.

I would suggest that you contact your neighbor to the west and remove the stumps and vegetation in the fence row back 75' or so from the right-of-way to provide better site distance for vehicles exiting your driveway.

If you have any further questions, please feel free to contact me.

Sincerely,



John E. Mitchell

JEM: krs

PART 7  
Traffic Controls  
for School Areas

CHAPTER 7B. SIGNS

Section 7B.11 School Speed Limit Assembly (S4-1, S4-2, S4-3, S4-4, S5-1)

Section 7B.12 School Reduced Speed Ahead Assembly

Section 7B.13 END SCHOOL ZONE Sign (S5-2)

Sections 7B.11, 12 and 13 shall be replaced in their entirety with the following:

Standard:

675  
The SCHOOL SPEED LIMIT 20 ON SCHOOL DAYS WHEN CHILDREN ARE PRESENT sign (S4-1100) shall be used in establishing speed zones authorized in Section 5/11-605 of the Illinois Vehicle Code.

Guidance:

→ The speed zone should be limited to those locations where elementary through high school buildings or grounds devoted primarily to normal school day activities are adjacent to the highway or where groups of children cross the highway in route to and from a school not adjacent to the highway. The S4-1100(2448) should be used on conventional highways with approach speeds of less than 45 miles per hour and the S4-1100(3672) should be used with higher approach speeds and at other locations where engineering judgement deems that added visibility or emphasis is required.

Standard:

Areas that are devoted primarily to athletic or other extracurricular activities shall not be signed as school speed zones.

The school speed limit sign shall consist of either a single sign (S4-1100) or a combination of separate panels consisting of a SCHOOL panel (S4-3), a standard SPEED LIMIT 20 sign (R2-1) and an ON SCHOOL DAYS WHEN CHILDREN ARE PRESENT panel (S4-1103).

Support:

Section 5/11-707(d) of the Illinois Vehicle Code requires that passing be prohibited in school speed zones located in unincorporated areas. It also allows passing to be prohibited in school speed zones in incorporated areas where the governmental agency having jurisdiction over the roadway in question, at the request of a local school board, has determined that a hazardous condition exists which warrants a no-passing zone.

or of such Authority, and for which the county or a highway commissioner of such county does not have maintenance responsibility.

Whenever any such park district, city, village, or incorporated town determines, upon the basis of an engineering or traffic investigation concerning a highway or street on which it is authorized by this Section to establish speed limits, that a maximum speed limit prescribed in Section 11-601 of this Chapter is greater or less than is reasonable or safe with respect to the conditions found to exist at any place or along any part or zone of such highway or street, the local authority or park district shall determine and declare by ordinance a reasonable and safe absolute maximum speed limit at such place or along such part or zone, which:

- (1) Decreases the limit within an urban district, but not to less than 20 miles per hour; or
- (2) Increases the limit within an urban district, but not to more than 55 miles per hour; or
- (3) Decreases the limit outside of an urban district, but not to less than 35 miles per hour, except as otherwise provided in subparagraph 4 of this paragraph; or
- (4) Decreases the limit within a residence district, but not to less than 25 miles per hour, except as otherwise provided in subparagraph 1 of this paragraph.

The park district, city, village, or incorporated town may make such limit applicable at all times or only during certain specified times. Not more than 6 such alterations shall be made per mile along a highway or street, and the difference in limit between adjacent altered speed zones shall not be more than 10 miles per hour.

A limit so determined and declared by a park district, city, village, or incorporated town becomes effective, and suspends the application of the limit prescribed in Section 11-601 of this Chapter, when appropriate signs giving notice of the limit are erected at the proper place or along the proper part or zone of the highway or street. Electronic speed-detecting devices shall not be used within 500 feet beyond any such sign in the direction of travel; if so used in violation of this Section evidence obtained thereby shall be inadmissible in any prosecution for speeding. However, nothing in this Section prohibits the use of such electronic speed-detecting devices within 500 feet of a sign within a special school speed zone indicating such zone, conforming to the requirements of Section 11-605 of this Act, nor shall evidence obtained thereby be inadmissible in any prosecution for speeding provided the use of such device shall apply only to the enforcement of the speed limit in such special school speed zone. A county engineer or superintendent of highways may submit to the Department for approval, a county policy for establishing altered speed zones on township and county highways based upon engineering and traffic investigations.

Whenever the county board of a county determines that a maximum speed limit is greater or less than is reasonable or safe with respect to the conditions found to exist at any place or along any part or zone of the highway or road, the county board shall determine and declare by ordinance a reasonable and safe absolute maximum speed limit at that place or along that part or zone. However, the maximum speed limit shall not exceed 55 miles per hour. The limit becomes effective, and suspends the application of the limit prescribed in Section 11-601 of this Chapter, when appropriate signs giving notice of the limit are erected at the proper place or along the proper part of the zone of the highway. Electronic speed-detecting devices shall not be used within 500 feet beyond any such sign in the direction of travel; if so used in violation of this Section, evidence obtained thereby shall be inadmissible in any prosecution for speeding. However, nothing in this Section prohibits the use of such electronic speed-detecting devices within 500 feet of a sign within a special school speed zone indicating such zone, conforming to the requirements of Section 11-605 of this Act, nor shall evidence obtained thereby be inadmissible in any prosecution for speeding provided the use of such device shall apply only to the enforcement of the speed limit in such special school speed zone.

(Chgd. by P.A. 89-444, §3, eff. 1/23/96.)

5/11-605. Special speed limit while passing schools or while traveling through highway construction or maintenance zones.

§11-605. Special speed limit while passing schools or while traveling through highway construction or maintenance zones.

(a) For the purpose of this Section, "school" means the following entities:

- (1) A public or private primary or secondary school.
- (2) A primary or secondary school operated by a religious institution.
- (3) A public, private, or religious nursery school.

On a school day when school children are present and so close thereto that a potential hazard exists because of the close proximity of the motorized traffic, no person shall drive a motor vehicle at a speed in excess of 20 miles per hour while passing a school zone or while traveling upon any public thoroughfare where children pass going to and from school.

For the purpose of this Section a school day shall begin at seven ante meridian and shall conclude at four post meridian.

This Section shall not be applicable unless appropriate signs are posted upon streets and highways under their respective jurisdiction and maintained by the Department, township, county, park district, city, village or incorporated town wherein the school zone is located. With regard to the special speed limit while passing schools, such signs shall give proper due warning that a school zone is being approached and shall indicate the school zone and the maximum speed limit in effect during school days when school children are present.

(b) No person shall operate a motor vehicle in a construction or maintenance zone at a speed in excess of the posted speed limit when workers are present and so close to the moving traffic that a potential hazard exists because of the motorized traffic.

(c) Nothing in this Chapter shall prohibit the use of electronic speed-detecting devices within 500 feet of signs within a special school speed zone or a construction or maintenance zone indicating such zone, as defined in this Section, nor shall evidence obtained thereby be inadmissible in any prosecution for speeding provided the use of such device shall apply only to the enforcement of the speed limit in such special school speed zone or a construction or maintenance zone.

(d) For the purpose of this Section, a construction or maintenance zone is an area in which the Department, Toll Highway Authority, or local agency has determined that the preexisting established speed limit through a highway construction or maintenance project is greater than is reasonable or safe with respect to the conditions expected to exist in the construction or maintenance zone and has posted a lower speed limit with a highway construction or maintenance zone special speed limit sign.

Highway construction or maintenance zone special speed limit signs shall be of a design approved by the Department. The signs shall give proper due warning that a construction or maintenance zone is being approached and shall indicate the maximum speed limit in effect. The signs shall also state the amount of the minimum fine for a violation when workers are present.

(e) A violation of this Section shall be a petty offense with a minimum fine of \$150.

(f) When a fine for a violation of subsection (a) is \$150 or greater, the person who violates subsection (a) shall be charged in addition \$50 to be paid to the unit school district where the violation occurred for school safety purposes. If the violation occurred in dual school district, \$25 of the surcharge shall be paid to the elementary school district for school safety purposes and \$25 of the surcharge shall be paid to the high school district for school safety purposes. Notwithstanding any other provision of law, the entire \$50 surcharge shall be paid to the appropriate school district or districts.

For purposes of this subsection (f), "school safety purposes" includes the costs associated with school zone safety education and the purchase, installation, and maintenance of caution lights which are mounted on school speed zone signs.

(Source: P.A. 89-251; 89-359. Chgd. by P.A. 91-311, §5, eff. 1/1/90.)

5  
sa  
pa  
the  
rig  
val  
sto  
din  
wit  
rig  
wic  
left  
exc  
Stat  
way  
wit  
tion  
stan  
succ  
high  
unit  
shall  
dical  
(Sou  
5/11  
§  
perc  
way.  
trac  
the r  
strat  
tion ?  
(Add  
5/11-  
high  
§1  
(a  
lawfu  
highw  
(b  
cars r  
that ru  
(1  
unit o  
quick.  
(2  
cross:r  
(3  
distr:a  
(4  
to cros  
(c)  
upon a  
interse  
id:  
critical



S1-1



S1-1



S3-1



W16-9p



W16-7

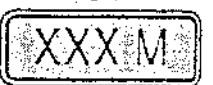
School Crosswalk  
Warning Assembly




W16-2



W15-2a




S4-3



S2-5a

School Reduced  
Speed Ahead  
Assembly




S4-3



R2-6P



S4-3




R2-1

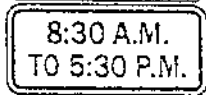


R2-1

OR



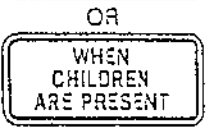
S4-1



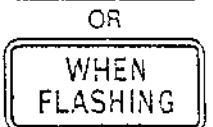
S4-1



S5-1




S4-2



S4-4

School Speed Limit  
Assembly



S5-2



12/23/2003 McLean County Highway Department Project Summary

Project Name	Randolph (BNWRD)				
Section Number	00-00181-00-FP				
County Highway	CH 36				
Location	Rt.51 to Kickapoo Cr.Br.				
Construction Start Date					
Construction Completed					
Appropriated Funds					
TARP	166,200.00				
County MFT	450,000.00				
BNWRD	70 % const. & 100% Prel. Eng.				
Total	616,200.00				
Project Status					
Projected Costs					
Spent to Date					
%Complete					
Construction Estimate					
Construction Bid (Rowe)	1,305,725.45	779,883.28		60	
GR 2 (Rowe)	90,950.00	91,941.04		100	
const. (County)		78,358.36			
Const. Eng.		11,221.45			
Right-of-Way	43,000.00	43,200.00		100	
Total	1,439,675.45	1,004,604.13			

12/31/2003 is

Stark (sub-contractor) has poured all concrete. They need to strip forms & backfill --probably 2 weeks to finish. New portion of road is open.

SELECTION OPTIONS

FROM Fund . . . . . : 0120 HIGHWAY  
FROM Department . . . . . : 0055 CO. HIGHWAY  
FROM Sub-Dept. . . . . : 0056 RD. CONSTR.

THRU Fund . . . . . : 0123 MOTOR FUEL  
THRU Department . . . . . : 0055 CO. HIGHWAY  
THRU Sub-Dept. . . . . : 0056 RD. CONSTR.

FROM Account Number : \*ALL

THRU Account Number : \*ALL

Month End Date . . . . . : 12/29/2003  
Summarize To Organization : \*ALL  
Page Break Level . . . . . : \*ALL  
Account Type . . . . . : EXPENSE  
Budget Balances . . . . . : ANNUAL  
Display Accounts . . . . . : ACCOUNT NUMBER  
Prior Year Balance . . . . . : YEAR TO DATE

ACCOUNT NUMBER	ADOPTED BUDGET	BUDGET AMENDMENTS	AMENDED BUDGET	CURRENT MONTH	Y-T-D ENCUMBRANCES	Y-T-D EXPENDITURES	AMENDED BUDGET LESS EXPENSES	% USED	YEARS Y-T-D EXPENDITURES
Fund 0120 - HIGHWAY									
Department 0055 - COUNTY HIGHWAY									

Sub-Dept. 0056 - ROAD & BRIDGE CONSTRUCT'N

ACCOUNT CLASSIFICATION EX01 - Salaries

0503-0001	FULL-TIME	710738.00	17859.00	728597.00	47926.38	803415.12	74818.12-	110%	827623.50
0516-0001	SEASON EMP	42000.00	.00	42000.00	2912.00	27043.00	14957.00	64%	13006.50
0523-0002	ESCROW ACT	.00	.00	.00	.00	.00	.00	+++	.00
0526-0001	OT PAY	60000.00	.00	60000.00	5851.16	74520.33	14520.33-	124%	66802.42
0527-0001	INCENT PAY	3000.00	.00	3000.00	.00	.00	3000.00	0%	.00
Salaries TOTALS :		815738.00	17859.00	833597.00	56689.54	904978.45	71381.45-	109%	907432.42

ACCOUNT CLASSIFICATION EX02 - Fringe Benefits

0599-0001	CO IMRF	.00	832.00	832.00	.00	.00	832.00	0%	.00
0599-0002	EMP MED	91800.00	1063.00	92863.00	.00	92863.00	.00	100%	82800.00
0599-0003	SS CONTRIB	.00	1366.00	1366.00	.00	.00	1366.00	0%	.00
Benefits TOTALS :		91800.00	3261.00	95061.00	.00	92863.00	2198.00	98%	82800.00

ACCOUNT CLASSIFICATION EX03 - Supplies

0601-0001	CLOTH/EMP	12500.00	.00	12500.00	357.00	12391.68	108.32	99%	11413.41
0607-0001	FOOD	3500.00	.00	3500.00	116.50	2070.38	1429.62	59%	2615.57
0608-0001	FUEL/OIL	112000.00	.00	112000.00	.00	102366.15	9633.85	91%	89931.19
0612-0001	BOOKS/VIDEO	1700.00	.00	1700.00	261.50	1285.84	414.16	76%	1687.04
0620-0001	OFF SUPPLY	5400.00	.00	5400.00	61.36	10364.71	4964.71-	192%	7151.57
0620-0002	HWR/SETWR	.00	.00	.00	.00	.00	.00	+++	.00
0621-0001	OPER SUPPLY	40500.00	.00	44241.00	350.58	38856.83	5384.17	88%	30464.95
0621-0004	GROUP PURC	170000.00	.00	170000.00	1487.40	169903.52	96.48	100%	108487.24
0624-0001	CLEAN SPLY	2300.00	.00	2300.00	.00	1924.75	375.25	84%	1901.48
0625-0001	EQUIP MAINT	6200.00	.00	6200.00	325.26	1630.34	4569.66	26%	4641.49
0627-0001	PHOTO SPLY	400.00	.00	400.00	.00	89.89	310.11	23%	47.82
0628-0001	COPY/MICRO	5700.00	.00	5700.00	139.28	1744.45	3955.55	31%	4026.30
0629-0001	PRNT FORMS	1300.00	.00	1300.00	.00	312.00	988.00	24%	947.10
0630-0001	POSTAGE	4100.00	.00	4100.00	78.49	2384.49	1715.51	58%	3384.40
Supplies TOTALS :		365600.00	3741.00	369341.00	3177.37	345325.03	24015.97	94%	266699.56

ACCOUNT CLASSIFICATION EX04 - Services

0701-0001	ADVER/LEGL	4500.00	.00	4500.00	.00	4476.11	23.89	100%	3409.31
0706-0001	CONTRACT S	65000.00	30000.00	95000.00	414.00	13787.33	51212.67	46%	30011.63

26

Month End Date: 12/29/2003

ACCOUNT NUMBER	ADOPTED BUDGET	BUDGET AMENDMENTS	AMENDED BUDGET	CURRENT MONTH TRANSACTIONS	Y-T-D ENCUMBRANCES	Y-T-D EXPENDITURES	AMENDED BUDGET LESS YTD EXPENSES	% USED	YEARS Y-T-D	LAST Y-T-D
0706-0006	TEMP EMP.	.00	.00	.00	.00	1986.74	1986.74	+++		.00
0709-0001	GAR/DISPST	2500.00	.00	2500.00	.00	575.00	1925.00	23%		1393.86
0715-0001	DUES/MEMBR	1800.00	.00	1800.00	.00	1560.66	239.34	87%		1261.54
0715-0002	DO NOT USE	.00	.00	.00	.00	.00	.00	+++		.00
0716-0001	MAINT RD/	54000.00	.00	54000.00	.00	70820.68	27270.48	151%		32544.69
0716-0002	ENG/DESIGN	70000.00	.00	125000.00	.00	4118.50	65881.50	47%		9778.93
0718-0001	SCHL/CONF	13000.00	6000.00	19000.00	.00	7213.02	11786.98	38%		4944.94
0719-0004	PROPERTY I	.00	.00	.00	.00	.00	.00	+++		.00
0719-0006	INLAND MAR	.00	.00	.00	.00	.00	.00	+++		.00
0719-0015	NOTARY BON	200.00	.00	200.00	.00	100.00	100.00	50%		10.00
0740-0002	EQUP MAINT	150000.00	.00	150000.00	.00	145760.91	4239.09	97%		144700.70
0741-0001	OFFICE EOU	1300.00	.00	1300.00	.00	.00	1300.00	0%		.00
0744-0001	MAINT BLDG	6000.00	.00	6000.00	.00	2105.97	3894.03	35%		8061.82
0745-0001	DON'T USE	.00	.00	.00	.00	.00	.00	+++		.00
0750-0001	EQUIP MAIN	6600.00	.00	6600.00	.00	7938.99	1338.99	120%		6654.26
0750-0003	COMPUTR RE	2000.00	.00	2000.00	.00	202.00	1798.00	10%		150.00
0750-0004	SOFTWARE L	4500.00	.00	4500.00	.00	1140.00	3360.00	25%		1140.00
0757-0002	EMPLOYEES	2400.00	.00	2400.00	.00	1958.47	441.53	82%		2185.50
0760-0001	CONTINGENT	5000.00	.00	5000.00	.00	.00	5000.00	0%		.00
0767-0001	PROPERTY T	.00	.00	.00	.00	.00	.00	+++		.00
0778-0002	ADM SURCHG	7900.00	.00	7900.00	.00	831.14	831.14	0%		7700.00
0784-0003	LITIGATION	.00	.00	.00	.00	.00	.00	+++		.00
0790-0004	EQUIP RENT	6200.00	.00	6200.00	.00	5429.03	770.97	88%		14170.56
0793-0001	TRAVEL EXP	3000.00	.00	3000.00	.00	820.44	2179.56	27%		735.49
0795-0001	ELEC SERVC	20000.00	.00	20000.00	.00	11711.76	8288.24	59%		13696.00
0795-0002	GAS SERVIC	6700.00	.00	6700.00	.00	5489.52	1210.48	82%		5693.62
0795-0003	TELEPHONE	15500.00	.00	15500.00	.00	12110.84	3389.16	78%		15729.70
Services TOTALS :	448100.00	91000.00	539100.00	9358.79	95449.80	300137.11	143513.09	73%		303972.55

ACCOUNT CLASSIFICATION EX05 - Capital

0801-0001	CAPITAL IM	295000.00	.00	295000.00	.00	5825.00	289175.00	2%		1450.00
0807-0001	PK/LANDSCP	10000.00	.00	10000.00	.00	.00	10000.00	0%		.00
0808-0001	LAND/BLDG	.00	.00	.00	.00	.00	.00	+++		151233.54
0810-0001	RD/BR/CLVT	43798.00	.00	43798.00	2064.75	11960.74	31837.26	27%		159974.16
0820-0001	RIGHTOWAY	15000.00	.00	15000.00	.00	9300.00	5700.00	62%		6380.00
0832-0001	FURN/EQUIP	7500.00	.00	7500.00	.00	.00	7500.00	0%		.00
0833-0001	DON'T USE	.00	.00	.00	.00	.00	.00	+++		.00
0833-0002	COMPUTR EQ	15000.00	16000.00	31000.00	.00	16000.00	464.00	99%		8568.49
0833-0004	SOFTWARE	10000.00	5000.00	15000.00	.00	5616.25	4383.75	71%		.00
0837-0001	DON'T USE	.00	.00	.00	.00	.00	.00	+++		.00
0838-0001	MACHINERY	.00	.00	.00	.00	.00	.00	+++		.00
0838-0002	MACH - HWY	405000.00	44800.00	449800.00	2795.00	376170.16	30129.84	93%		419294.18
0839-0001	RADIO EQUIP	.00	2092.84	2092.84	.00	2092.84	.00	100%		7763.07
Capital TOTALS :	801298.00	67892.84	869190.84	730.25	64500.00	425500.99	379189.85	56%		754663.44

ACCOUNT CLASSIFICATION EX06 - Other

0500-0000	BUDGET BAL	.00	.00	.00	.00	.00	.00	+++		.00
-----------	------------	-----	-----	-----	-----	-----	-----	-----	--	-----

27

ACCOUNT NUMBER	ADOPTED BUDGET	BUDGET AMENDMENTS	AMENDED BUDGET	CURRENT MONTH	Y-T-D	Y-T-D	AMENDED BUDGET LESS	% USED	YEARS	LAST
				TRANSACTIONS	ENCUMBRANCES	EXPENDITURES	YTD EXPENSES		Y-T-D	EXPENDITURES
0981-0001	DEPRECIATION			.00	.00	.00	.00	+++		.00
0999-0001	Interfund			.00	.00	.00	.00	0%		.00
Other TOTALS				.00	.00	.00	.00	0%		.00

Sub-Dept. TOTALS	2522536.00	183753.84	2706289.84	69955.95	159949.80	2068804.58	477535.46	82%	23	15567.97
Department TOTALS	2522536.00	183753.84	2706289.84	69955.95	159949.80	2068804.58	477535.46	82%	23	15567.97

Fund 0121 - BRIDGE MATCHING FUND  
 Department 0055 - COUNTY HIGHWAY

Sub-Dept. 0056 - ROAD & BRIDGE CONSTRUCT'N  
 ACCOUNT CLASSIFICATION EX01 - Salaries

0503-0001	FULL-TIME	263861.00	.00	263861.00	6667.04	.00	92294.42	171566.58	35%	80327.50
0516-0001	SEASON EMP	1000.00	.00	1000.00	.00	.00	268.80	731.20	27%	1932.80
0526-0001	OT PAY	12000.00	.00	12000.00	348.44	.00	10095.63	1904.37	84%	6338.85
0527-0001	INCENT PAY	1000.00	.00	1000.00	.00	.00	1000.00	1000.00	0%	.00
Salaries TOTALS		277861.00	.00	277861.00	7015.48	.00	102658.85	175202.15	37%	88599.15

ACCOUNT CLASSIFICATION EX02 - Fringe Benefits

0599-0002	EMP MED	.00	.00	.00	.00	.00	.00	.00	+++	.00
Benefits TOTALS		.00	.00	.00	.00	.00	.00	.00	+++	.00

ACCOUNT CLASSIFICATION EX04 - Services

0716-0001	MAINT RD/	70000.00	.00	70000.00	218.88	.00	3557.24	66442.76	5%	7369.45
0716-0002	ENG/DESIGN	80000.00	.00	80000.00	1621.57	.00	58470.63	21529.37	73%	45842.48
0760-0001	CONTINGENT	5000.00	.00	5000.00	.00	.00	.00	5000.00	0%	.00
0778-0002	ADM SURCHG	7900.00	.00	7900.00	.00	.00	.00	7900.00	0%	7700.00
0784-0003	LITIGATION	.00	.00	.00	.00	.00	.00	.00	0%	.00
Services TOTALS		162900.00	.00	162900.00	1840.45	.00	62027.87	100872.13	38%	60911.93

ACCOUNT CLASSIFICATION EX05 - Capital

ACCOUNT NUMBER	ADOPTED BUDGET	BUDGET AMENDMENTS	CURRENT MONTH	Y-T-D ENCUMBRANCES	Y-T-D EXPENDITURES	AMENDED BUDGET LESS YTD EXPENSES	% USED	YEARS	LAST Y-T-D EXPENDITURES
809-0001	DON'T USE	.00	.00	.00	.00	.00	+++		.00
810-0001	RD/BR/CLVT	949617.00	949617.00	25975.75-	513340.71	436276.29	54%		274545.85
820-0001	RIGHTOFWAY	10000.00	10000.00	.00	.00	10000.00	0%		8600.00
<b>Capital TOTALS</b>	<b>959617.00</b>	<b>.00</b>	<b>25975.75-</b>	<b>.00</b>	<b>513340.71</b>	<b>446276.29</b>	<b>54%</b>		<b>283145.85</b>

ACCOUNT CLASSIFICATION EX06 - Other

500-0000	BUDGET BAL	.00	.00	.00	.00	.00	+++		.00
999-0001	Interfund	.00	.00	.00	.00	.00	0%		.00
<b>Other TOTALS</b>	<b>.00</b>	<b>.00</b>	<b>.00</b>	<b>.00</b>	<b>.00</b>	<b>.00</b>	<b>0%</b>		<b>.00</b>

Sub-Dept. TOTALS : 1400378.00

Department TOTALS : 1400378.00

Fund 0122 - MCLEAN COUNTY MATCHING

Department 0055 - COUNTY HIGHWAY

<b>Fund TOTALS</b>	<b>1400378.00</b>	<b>.00</b>	<b>1400378.00</b>	<b>17119.82-</b>	<b>.00</b>	<b>678027.43</b>	<b>722350.57</b>	<b>48%</b>	<b>432656.93</b>
--------------------	-------------------	------------	-------------------	------------------	------------	------------------	------------------	------------	------------------

Sub-Dept. 0056 - ROAD & BRIDGE CONSTRUCT'N

ACCOUNT CLASSIFICATION EX04 - Services

0716-0002	ENG/DESIGN	.00	.00	.00	.00	.00	+++		.00
0778-0002	ADM SURCHG	7900.00	.00	7900.00	.00	7900.00	0%		7700.00
0784-0003	LITIGATION	.00	.00	.00	.00	.00	0%		.00
<b>Services TOTALS</b>	<b>7900.00</b>	<b>.00</b>	<b>7900.00</b>	<b>.00</b>	<b>.00</b>	<b>7900.00</b>	<b>0%</b>		<b>7700.00</b>

ACCOUNT CLASSIFICATION EX05 - Capital

0810-0001	RD/BR/CLVT	963133.00	.00	963133.00	143814.48	1802680.44	839547.44-	187%	843050.27
<b>Capital TOTALS</b>	<b>963133.00</b>	<b>.00</b>	<b>963133.00</b>	<b>143814.48</b>	<b>1802680.44</b>	<b>839547.44-</b>	<b>187%</b>		<b>843050.27</b>

ACCOUNT CLASSIFICATION EX06 - Other

0500-0000	BUDGET BAL	.00	.00	.00	.00	.00	+++		.00
0999-0001	Interfund	.00	.00	.00	.00	.00	0%		.00

Month End Date: 12/29/2003

ACCOUNT NUMBER	ADOPTED BUDGET	BUDGET AMENDMENTS	AMENDED BUDGET	CURRENT MONTH	Y-T-D	Y-T-D	AMENDED BUDGET LESS	% USED	YEARS Y-T-D	LAST EXPENDITURES
Other TOTALS	.00	.00	.00	.00	.00	.00	.00	0%		.00

Sub-Dept. TOTALS	971033.00	.00	971033.00	143814.48	.00	1802680.44	831647.44	186%		850750.27
------------------	-----------	-----	-----------	-----------	-----	------------	-----------	------	--	-----------

Department TOTALS	971033.00	.00	971033.00	143814.48	.00	1802680.44	831647.44	186%		850750.27
-------------------	-----------	-----	-----------	-----------	-----	------------	-----------	------	--	-----------

Fund TOTALS	971033.00	.00	971033.00	143814.48	.00	1802680.44	831647.44	186%		850750.27
-------------	-----------	-----	-----------	-----------	-----	------------	-----------	------	--	-----------

Fund 0123 - MOTOR FUEL TAX  
 Department 0055 - COUNTY HIGHWAY

Sub-Dept. 0056 - ROAD & BRIDGE CONSTRUCT'N

ACCOUNT CLASSIFICATION EX01 - Salaries	FULL-TIME	SEASON EMP	OT PAY	INCENT PAY	Salaries TOTALS	Y-T-D	Y-T-D	AMENDED BUDGET LESS	% USED	YEARS Y-T-D	LAST EXPENDITURES
5503-0001	530826.00	.00	.00	.00	530826.00	3396.71	.00	521489.65	98%		535745.09
5516-0001	4000.00	.00	.00	.00	4000.00	.00	.00	25860.40	647%		27300.00
0526-0001	90000.00	.00	.00	.00	90000.00	.00	.00	86188.49	96%		87287.08
5527-0001	3000.00	.00	.00	.00	3000.00	.00	.00	3000.00	0%		.00
Salaries TOTALS	627826.00	.00	.00	.00	627826.00	3396.71	.00	633538.54	101%		650332.17

ACCOUNT CLASSIFICATION EX04 - Services

3715-0002	DO NOT USE	.00	.00	.00	.00	.00	.00	.00	+++		.00
3716-0001	MAINT RD/	900000.00	68831.90	968831.90	4513.37	117161.61	.00	127510.33	87%		741323.23
3716-0002	ENG/DESIGN	150000.00	.00	150000.00	2436.07	.00	.00	23457.91	116%		726309.88
3718-0001	SCHL/CONF	4000.00	.00	4000.00	21.25	.00	.00	2174.30	46%		3438.54
3778-0002	ADM SURCHG	.00	.00	.00	.00	.00	.00	.00	+++		.00
3782-0002	CASH SHORF	.00	.00	.00	.00	.00	.00	.00	+++		.00
3793-0001	TRAVEL EXP	2000.00	.00	2000.00	.00	.00	.00	1874.59	6%		.00
3795-0002	GAS SERVIC	4000.00	.00	4000.00	109.01	.00	.00	1255.20	69%		2843.64
Services TOTALS	1060000.00	68831.90	1128831.90	7079.70	117161.61	902313.78	109356.51	90%		1473815.29	

ACCOUNT CLASSIFICATION EX05 - Capital

0810-0001	RD/BR/CLVT	1452174.00	.00	1452174.00	259030.75	.00	.00	2939702.63	202%		2392800.24
0820-0001	RIGHTOFWAY	100000.00	.00	100000.00	5700.00	.00	.00	58900.00	59%		110332.71
Capital TOTALS	1552174.00	.00	1552174.00	264730.75	.00	2998602.63	1446428.63	193%		2503132.95	

ACCOUNT CLASSIFICATION EX06 - Other

FINANCIAL MANAGEMENT  
 BUDGET PERFORMANCE REPORT

Month End Date: 12/29/2003

ACCOUNT NUMBER	ADOPTED BUDGET	BUDGET AMENDMENTS	AMENDED BUDGET	CURRENT MONTH		Y-T-D ENCUMBRANCES	Y-T-D EXPENDITURES	AMENDED BUDGET LESS YTD EXPENSES	% USED	YEARS Y-T-D EXPENDITURES	LAST
				BUDGET TRANSACTIONS	ENCUMBRANCES						
0500-0000	BUDGET BAL	.00	.00	.00	.00	.00	.00	.00	0%	.00	.00
Other TOTALS . . . . .											
		.00	.00	.00	.00	.00	.00	.00	0%	.00	.00
Sub-Dept. TOTALS . . . . .											
		3240000.00	68831.90	3308831.90	275207.16	117161.61	4534454.95	1342784.66	141%	4627280.41	4627280.41
Department TOTALS . . . . .											
		3240000.00	68831.90	3308831.90	275207.16	117161.61	4534454.95	1342784.66	141%	4627280.41	4627280.41
Fund TOTALS . . . . .											
		3240000.00	68831.90	3308831.90	275207.16	117161.61	4534454.95	1342784.66	141%	4627280.41	4627280.41
GRAND TOTAL . . . . .											
		8133947.00	252585.74	8386532.74	471857.77	277111.41	9083967.40	974546.07	112%	8226255.58	8226255.58



SELECTION OPTIONS

FROM Fund . . . . : 0120 HIGHWAY  
FROM Department . . . . : 0055 CO.HIGHWAY  
FROM Sub-Dept. . . . : 0056 RD.CONSTR.

THRU Fund . . . . : 0123 MOTOR FUEL  
THRU Department . . . . : 0055 CO.HIGHWAY  
THRU Sub-Dept. . . . : 0056 RD.CONSTR.

FROM Account Number : \*ALL

THRU Account Number : \*ALL

Month End Date . . . . : 12/29/2003  
Summarize To Organization : \*ALL  
Page Break Level . . . . : \*ALL  
Account Type . . . . : REVENUE  
Budget Balances . . . . : ANNUAL  
Display Accounts . . . . : ACCOUNT NUMBER  
Prior Year Balance . . . . : YEAR TO DATE

F I N A N C I A L M A N A G E M E N T  
 BUDGET PERFORMANCE REPORT

Month End Date: 12/29/2003

ACCOUNT NUMBER	ADOPTED BUDGET	BUDGET AMENDMENTS	CURRENT MONTH	Y-T-D REVENUES	BUDGET LESS REVENUES	% USED	LAST YEARS Y-T-D REVENUES
und 0120 - HIGHWAY							
Department 0055 - COUNTY HIGHWAY							

Sub-Dept. 0056 - ROAD & BRIDGE CONSTRUCTION

ACCOUNT CLASSIFICATION RE01 - Taxes

401-0001 Gen Proper	1886536.00	.00	1886536.00	94108.29	1898797.16	12261.16-	101%	1793160.50
407-0010 PerPropRep	.00	.00	.00	.00	.00	.00	0%	3464.86
Taxes TOTALS :	1886536.00	.00	1886536.00	94108.29	1898797.16	12261.16-	101%	1796625.36

ACCOUNT CLASSIFICATION RE03 - Intergovernmental

407-0143 IDOT-GIS	.00	48120.00	48120.00	.00	.00	48120.00	0%	.00
410-0130 Trans.Plan	15000.00	.00	15000.00	625.00	18016.48	3016.48-	120%	20455.00
Intergov. TOTALS :	15000.00	48120.00	63120.00	625.00	18016.48	45103.52	29%	20455.00

ACCOUNT CLASSIFICATION RE04 - Charges For Services

410-0010 Const/Main	22000.00	.00	22000.00	.00	23639.74	1639.74-	108%	155664.23
410-0015 Engineerin	140000.00	.00	140000.00	.00	.00	140000.00	0%	105963.12
410-0022 Labor & Eq	225000.00	.00	225000.00	.00	2526.35	222473.65	1%	223148.19
Chgs.Serv. TOTAL :	387000.00	.00	387000.00	.00	26166.09	360833.91	7%	484775.54

ACCOUNT CLASSIFICATION RE05 - Interest

415-0001 Int Invest	7000.00	.00	7000.00	.00	.00	7000.00	0%	9000.00
Interest TOTALS :	7000.00	.00	7000.00	.00	.00	7000.00	0%	9000.00

ACCOUNT CLASSIFICATION RE07 - Transfer From Other Funds

450-0011 Trans Fund	.00	.00	.00	.00	.00	.00	+++	.00
Trans/Othr TOTAL :	.00	.00	.00	.00	.00	.00	+++	.00

ACCOUNT CLASSIFICATION RE99 - Miscellaneous

400-0000 Unapprop Pd	.00	.00	.00	.00	.00	.00	+++	.00
410-0009 Commodity	160000.00	.00	160000.00	8551.65	1099995.64	50004.36	69%	87776.79
410-0035 Unclassifi	5000.00	.00	5000.00	703.40	4911.68	88.32	98%	4713.69

F I N A N C I A L M A N A G E M E N T  
 BUDGET PERFORMANCE REPORT

Month End Date: 12/29/2003

ACCOUNT NUMBER	ADOPTED BUDGET	BUDGET AMENDMENTS	CURRENT MONTH	Y-T-D REVENUES	AMENDED BUDGET LESS	% USED	LAST YEARS Y-T-D REVENUES
50-0001	Sale Asset	62000.00	62000.00	25000.00	37000.00	40%	65550.00
Misc. TOTALS		227000.00	227000.00	9255.05	139907.32	62%	158040.48

Sub-Dept. TOTALS		2522536.00	48120.00	2570656.00	103988.34	2082887.05	487768.95	81%	2468896.38
------------------	--	------------	----------	------------	-----------	------------	-----------	-----	------------

Department TOTALS		2522536.00	48120.00	2570656.00	103988.34	2082887.05	487768.95	81%	2468896.38
-------------------	--	------------	----------	------------	-----------	------------	-----------	-----	------------

und TOTALS		2522536.00	48120.00	2570656.00	103988.34	2082887.05	487768.95	81%	2468896.38
------------	--	------------	----------	------------	-----------	------------	-----------	-----	------------

und 0121 - BRIDGE MATCHING FUND  
 Department 0055 - COUNTY HIGHWAY

Sub-Dept. 0056 - ROAD & BRIDGE CONSTRUCT'N

ACCOUNT CLASSIFICATION	RE01 - Taxes	Gen Propert	PerPropRep	Taxes TOTALS
401-0001	1285378.00	.00	.00	1285378.00
407-0010	.00	.00	.00	.00
Taxes TOTALS	1285378.00	.00	.00	1285378.00

ACCOUNT CLASSIFICATION RE03 - Intergovernmental

ACCOUNT CLASSIFICATION	RE05 - Interest	Spec.Bridg	Sp.Bridge	Intergov. TOTALS
407-0022	100000.00	.00	.00	100000.00
410-0095	100000.00	.00	.00	100000.00
Intergov. TOTALS	100000.00	.00	.00	100000.00

ACCOUNT CLASSIFICATION RE05 - Interest

ACCOUNT CLASSIFICATION	RE99 - Miscellaneous	Int Invest	Interest TOTALS
415-0001	13000.00	.00	13000.00
Interest TOTALS	13000.00	.00	13000.00

ACCOUNT CLASSIFICATION RE99 - Miscellaneous

ACCOUNT CLASSIFICATION	Unappro Fd	Unclassifi	Misc. TOTALS
400-0000	2000.00	.00	2000.00
410-0035	2000.00	.00	2000.00
Misc. TOTALS	2000.00	.00	2000.00

34

FINANCIAL MANAGEMENT  
 BUDGET PERFORMANCE REPORT  
 Month End Date: 12/29/2003

ACCOUNT NUMBER	ADOPTED BUDGET	BUDGET AMENDMENTS	AMENDED BUDGET	CURRENT MONTH TRANSACTIONS	Y-T-D REVENUES	AMENDED BUDGET LESS	% USED	LAST YEARS Y-T-D REVENUES
----------------	----------------	-------------------	----------------	----------------------------	----------------	---------------------	--------	---------------------------

Sub-Dept. TOTALS :	1400378.00	.00	1400378.00	63650.99	1284903.33	115474.67	92%	1318426.85
Department TOTALS :	1400378.00	.00	1400378.00	63650.99	1284903.33	115474.67	92%	1318426.85

Fund 0122 - MCLEAN COUNTY MATCHING  
 Department 0055 - COUNTY HIGHWAY

Sub-Dept. TOTALS :	1400378.00	.00	1400378.00	63650.99	1284903.33	115474.67	92%	1318426.85
--------------------	------------	-----	------------	----------	------------	-----------	-----	------------

Sub-Dept. 0056 - ROAD & BRIDGE CONSTRUCTION  
 ACCOUNT CLASSIFICATION RE01 - Taxes

401-0001 Gen Propert	964033.00	.00	964033.00	47708.50	962601.34	1431.66	100%	897725.31
407-0010 PerPropert	.00	.00	.00	.00	.00	.00	0%	.00
Taxes TOTALS :	964033.00	.00	964033.00	47708.50	962601.34	1431.66	100%	897725.31

ACCOUNT CLASSIFICATION RE05 - Interest

415-0001 Int Invest	5000.00	.00	5000.00	.00	.00	5000.00	0%	7000.00
Interest TOTALS :	5000.00	.00	5000.00	.00	.00	5000.00	0%	7000.00

ACCOUNT CLASSIFICATION RE99 - Miscellaneous

400-0000 Unapprop Fd	.00	.00	.00	.00	.00	.00	+++	.00
410-0035 Unclassifi	2000.00	.00	2000.00	.00	.00	2000.00	0%	.00
Misc. TOTALS :	2000.00	.00	2000.00	.00	.00	2000.00	0%	.00

Sub-Dept. TOTALS :	971033.00	.00	971033.00	47708.50	962601.34	8431.66	99%	904725.31
Department TOTALS :	971033.00	.00	971033.00	47708.50	962601.34	8431.66	99%	904725.31

Fund TOTALS :	971033.00	.00	971033.00	47708.50	962601.34	8431.66	99%	904725.31
---------------	-----------	-----	-----------	----------	-----------	---------	-----	-----------

Fund 0123 - MOTOR FUEL TAX  
 Department 0055 - COUNTY HIGHWAY

35

F I N A N C I A L M A N A G E M E N T  
 BUDGET PERFORMANCE REPORT

Month End Date: 12/29/2003

ACCOUNT NUMBER	ADOPTED BUDGET	BUDGET AMENDMENTS	CURRENT MONTH	Y-T-D REVENUES	BUDGET LESS YTD REVENUES	% USED	LAST YEARS Y-T-D REVENUES
----------------	----------------	-------------------	---------------	----------------	--------------------------	--------	---------------------------

Sub-Dept. 0056 - ROAD & BRIDGE CONSTRUCT'N

ACCOUNT CLASSIFICATION RE01 - Taxes	2900000.00	.00	2900000.00	.00	2818448.72	81551.28	97%	3162287.99
407-0020 Co.MFTax	2900000.00	.00	2900000.00	.00	2818448.72	81551.28	97%	3162287.99
Taxes TOTALS	2900000.00	.00	2900000.00	.00	2818448.72	81551.28	97%	3162287.99

ACCOUNT CLASSIFICATION RE05 - Interest

415-0001 Int Invest	40000.00	.00	40000.00	.00	13829.24	26170.76	35%	37166.57
415-0100 Int Monymk	.00	.00	.00	.00	.00	.00	+++	.77
415-0200 Int Sweep	.00	.00	.00	.00	.00	.00	+++	.00
415-0250 Int M L	.00	.00	.00	20.14	312.69	312.69-	+++	4893.73
415-0400 Int CD'S	.00	.00	.00	.00	.00	.00	0%	.00
Interest TOTALS	40000.00	.00	40000.00	20.14	14141.93	25858.07	35%	42061.07

ACCOUNT CLASSIFICATION RE07 - Transfer From Other Funds

0450-0011 Trans Fund	.00	.00	.00	.00	.00	.00	+++	.00
Trans/Othr TOTAL	.00	.00	.00	.00	.00	.00	+++	.00

ACCOUNT CLASSIFICATION RE99 - Miscellaneous

0400-0000 Unappro Pd	200000.00	.00	200000.00	.00	200000.00	200000.00	0%	.00
0410-0035 Unclassifi	100000.00	.00	100000.00	.00	100000.00	100000.00	0%	535.74
Misc. TOTALS	300000.00	.00	300000.00	.00	300000.00	300000.00	0%	535.74

Sub-Dept. TOTALS	3240000.00	.00	3240000.00	20.14	2832590.65	407409.35	87%	3204884.80
------------------	------------	-----	------------	-------	------------	-----------	-----	------------

Department TOTALS	3240000.00	.00	3240000.00	20.14	2832590.65	407409.35	87%	3204884.80
-------------------	------------	-----	------------	-------	------------	-----------	-----	------------

Fund TOTALS	3240000.00	.00	3240000.00	20.14	2832590.65	407409.35	87%	3204884.80
-------------	------------	-----	------------	-------	------------	-----------	-----	------------

GRAND TOTAL	8133947.00	48120.00	8182067.00	215367.97	7162982.37	1019084.63	88%	7896933.34
-------------	------------	----------	------------	-----------	------------	------------	-----	------------

26

FINANCIAL MANAGEMENT  
BUDGET PERFORMANCE REPORT

Month End Date: 12/29/2003

ACCOUNT NUMBER	ADOPTED BUDGET	BUDGET AMENDMENTS	AMENDED BUDGET	CURRENT MONTH	Y-T-D ENCUMBRANCES	Y-T-D EXPENDITURES	BUDGET LESS YTD EXPENSES	%	YEARS	LAST Y-T-D EXPENDITURES
Other TOTALS	.00	.00	.00	.00	.00	.00	.00	0%		.00

Sub-Dept. TOTALS	971033.00	.00	971033.00	143814.48	.00	1802680.44	831647.44	186%		850750.27
------------------	-----------	-----	-----------	-----------	-----	------------	-----------	------	--	-----------

Department TOTALS	971033.00	.00	971033.00	143814.48	.00	1802680.44	831647.44	186%		850750.27
-------------------	-----------	-----	-----------	-----------	-----	------------	-----------	------	--	-----------

Fund TOTALS	971033.00	.00	971033.00	143814.48	.00	1802680.44	831647.44	186%		850750.27
-------------	-----------	-----	-----------	-----------	-----	------------	-----------	------	--	-----------

Fund 0123 - MOTOR FUEL TAX  
Department 0055 - COUNTY HIGHWAY

Sub-Dept. 0056 - ROAD & BRIDGE CONSTRUCTION

ACCOUNT CLASSIFICATION	EX01 - Salaries									
00503-0001	FULL-TIME	530826.00	.00	530826.00	3396.71	.00	521489.65	9336.35	98%	535745.09
00516-0001	SEASON EMP	4000.00	.00	4000.00	.00	.00	25860.40	21860.40	647%	27300.00
00526-0001	OT PAY	9000.00	.00	9000.00	.00	.00	86188.49	3811.51	96%	87287.08
00527-0001	INCENT PAY	3000.00	.00	3000.00	.00	.00	3000.00	3000.00	0%	.00
Salaries TOTALS		627826.00	.00	627826.00	3396.71	.00	633538.54	5712.54	101%	650332.17

ACCOUNT CLASSIFICATION EX04 - Services

ACCOUNT CLASSIFICATION	EX05 - Capital									
00715-0002	DO NOT USE	.00	.00	.00	.00	.00	.00	.00	+++	.00
00716-0001	MAINT RD/	900000.00	68831.90	968831.90	4513.37	117161.61	724159.96	127510.33	87%	741323.23
00716-0002	ENG/DESIGN	150000.00	.00	150000.00	2436.07	.00	173457.91	23457.91	116%	726209.88
00718-0001	SCHL/CONF	4000.00	.00	4000.00	21.25	.00	1825.70	2174.30	46%	3438.54
00778-0002	ADM SURCHG	.00	.00	.00	.00	.00	.00	.00	+++	.00
00782-0002	CASH SHORC	.00	.00	.00	.00	.00	.00	.00	+++	.00
00793-0001	TRAVEL EXP	2000.00	.00	2000.00	.00	.00	125.41	1874.59	6%	.00
00795-0002	GAS SERVIC	4000.00	.00	4000.00	109.01	.00	2744.80	1255.20	69%	2843.64
Services TOTALS		1060000.00	68831.90	1128831.90	7079.70	117161.61	902313.78	109356.51	90%	1473815.29

ACCOUNT CLASSIFICATION EX05 - Capital

ACCOUNT CLASSIFICATION	EX06 - Other									
00810-0001	RD/BR/CLVT	1452174.00	.00	1452174.00	259030.75	.00	2939702.63	1487528.63	202%	2392800.24
00820-0001	RIGHTOFWAY	100000.00	.00	100000.00	5700.00	.00	58900.00	41100.00	59%	110332.71
Capital TOTALS		1552174.00	.00	1552174.00	264730.75	.00	2998602.63	1446428.63	193%	2503132.95

ACCOUNT CLASSIFICATION EX06 - Other

F I N A N C I A L M A N A G E M E N T  
 BUDGET PERFORMANCE REPORT

Month End Date: 12/29/2003

ACCOUNT NUMBER	ADOPTED BUDGET	BUDGET AMENDMENTS	AMENDED BUDGET	CURRENT MONTH		Y-T-D		Y-T-D		AMENDED BUDGET LESS YTD EXPENSES	% USED	YEARS	LAST Y-T-D
				TRANSACTIONS	ENCUMBRANCES	EXPENDITURES	EXPENDITURES						
0500-0000	BUDGET BAL	.00	.00	.00	.00	.00	.00	.00	.00	.00	0%		.00
Other TOTALS		.00	.00	.00	.00	.00	.00	.00	.00	.00	0%		.00
Sub-Dept. TOTALS		3240000.00	68831.90	3308831.90	275207.16	117161.61	4534454.95	1342784.66	141%	4627280.41			
Department TOTALS		3240000.00	68831.90	3308831.90	275207.16	117161.61	4534454.95	1342784.66	141%	4627280.41			
Fund TOTALS		3240000.00	68831.90	3308831.90	275207.16	117161.61	4534454.95	1342784.66	141%	4627280.41			
GRAND TOTAL		8133947.00	252585.74	8386532.74	471857.77	277111.41	9083967.40	974546.07	112%	8226255.58			

SELECTION OPTIONS

FROM Fund . . . . . : 0120 HIGHWAY  
FROM Department . . . . . : 0055 CO. HIGHWAY  
FROM Sub-Dept. . . . . : 0056 RD. CONSTR.

THRU Fund . . . . . : 0123 MOTOR FUEL  
THRU Department . . . . . : 0055 CO. HIGHWAY  
THRU Sub-Dept. . . . . : 0056 RD. CONSTR.

FROM Account Number : \*ALL

THRU Account Number : \*ALL

Month End Date . . . . . : 12/29/2003  
Summarize To Organization : \*ALL  
Page Break Level . . . . . : \*ALL  
Account Type . . . . . : REVENUE  
Budget Balances . . . . . : ANNUAL  
Display Accounts . . . . . : ACCOUNT NUMBER  
Prior Year Balance . . . . . : YEAR TO DATE



Month End Date: 12/29/2003

ACCOUNT NUMBER	ADOPTED BUDGET	BUDGET AMENDMENTS	AMENDED BUDGET TRANSACTIONS	CURRENT MONTH	Y-T-D REVENUES YTD	BUDGET LESS REVENUES	% USED	LAST YEARS Y-T-D REVENUES
----------------	----------------	-------------------	-----------------------------	---------------	--------------------	----------------------	--------	---------------------------

Department 0055 - COUNTY HIGHWAY

Sub-Dept. 0056 - ROAD & BRIDGE CONSTRUCT'N

ACCOUNT CLASSIFICATION RE01 - Taxes

0401-0001	Gen Proper	1886536.00	.00	1886536.00	94108.29	1898797.16	12261.16-	101%	1793160.50
0407-0010	PerProp	.00	.00	.00	.00	.00	.00	0%	3464.86
Taxes TOTALS :		1886536.00	.00	1886536.00	94108.29	1898797.16	12261.16-	101%	1796625.36

ACCOUNT CLASSIFICATION RE03 - Intergovernmental

0407-0143	IDOT-GIS	.00	48120.00	48120.00	.00	.00	48120.00	0%	.00
0410-0130	Trans. Plan	15000.00	.00	15000.00	625.00	18016.48	3016.48-	120%	20455.00
Intergov. TOTALS :		15000.00	48120.00	63120.00	625.00	18016.48	45103.52	29%	20455.00

ACCOUNT CLASSIFICATION RE04 - Charges For Services

0410-0010	Const/Main	22000.00	.00	22000.00	.00	23639.74	1639.74-	108%	155664.23
0410-0015	Engineer'n	140000.00	.00	140000.00	.00	.00	140000.00	0%	105963.12
0410-0022	Labor & Eq	225000.00	.00	225000.00	.00	2526.35	222473.65	1%	223148.19
Chgs. Serv. TOTAL :		387000.00	.00	387000.00	.00	26166.09	360833.91	7%	484775.54

ACCOUNT CLASSIFICATION RE05 - Interest

0415-0001	Int Invest	7000.00	.00	7000.00	.00	.00	7000.00	0%	9000.00
Interest TOTALS :		7000.00	.00	7000.00	.00	.00	7000.00	0%	9000.00

ACCOUNT CLASSIFICATION RE07 - Transfer From Other Funds

0450-0011	Trans Fund	.00	.00	.00	.00	.00	.00	+++	.00
Trans/Other TOTAL :		.00	.00	.00	.00	.00	.00	+++	.00

ACCOUNT CLASSIFICATION RE99 - Miscellaneous

0400-0000	Unappro. Fd	.00	.00	.00	.00	.00	.00	+++	.00
0410-0009	Commoditie	160000.00	.00	160000.00	8551.65	109995.64	50004.36	69%	87776.79
0410-0035	Unclassifi	5000.00	.00	5000.00	703.40	4911.68	88.32	98%	4713.69

23

FINANCIAL MANAGEMENT  
BUDGET PERFORMANCE REPORT  
Month End Date: 12/29/2003

ACCOUNT NUMBER	ADOPTED BUDGET	BUDGET AMENDMENTS	CURRENT MONTH BUDGET	Y-T-D REVENUES	AMENDED BUDGET LESS REVENUES	% USED	LAST YEARS Y-T-D REVENUES
450-0001	Sale Asset	62000.00	62000.00	25000.00	37000.00	40%	65550.00
Misc. TOTALS		227000.00	227000.00	9255.05	139907.32	62%	158040.48
Sub-Dept. TOTALS		2522536.00	48120.00	2570656.00	103988.34	2082887.05	487768.95
Department TOTALS		2522536.00	48120.00	2570656.00	103988.34	2082887.05	487768.95
und TOTALS		2522536.00	48120.00	2570656.00	103988.34	2082887.05	487768.95
und 0121 - BRIDGE MATCHING FUND							
Department 0055 - COUNTY HIGHWAY							
Sub-Dept. 0056 - ROAD & BRIDGE CONSTRUCTION							
ACCOUNT CLASSIFICATION RE01 - Taxes							
401-0001	Gen Proper	1285378.00	.00	1285378.00	63650.99	1284268.61	1109.39
407-0010	PerPropRep	.00	.00	.00	.00	.00	.00
Taxes TOTALS		1285378.00	.00	1285378.00	63650.99	1284268.61	1109.39
ACCOUNT CLASSIFICATION RE03 - Intergovernmental							
407-0022	Spec.Bridg	.00	.00	.00	.00	.00	.00
410-0095	Sp.Bridge	100000.00	.00	100000.00	.00	634.72	99365.28
Intergov. TOTALS		100000.00	.00	100000.00	.00	634.72	99365.28
ACCOUNT CLASSIFICATION RE05 - Interest							
415-0001	Int Invest	13000.00	.00	13000.00	.00	.00	13000.00
Interest TOTALS		13000.00	.00	13000.00	.00	.00	13000.00
ACCOUNT CLASSIFICATION RE99 - Miscellaneous							
400-0000	Unappro Fd	.00	.00	.00	.00	.00	.00
410-0035	UnClassifi	2000.00	.00	2000.00	.00	.00	2000.00
Misc. TOTALS		2000.00	.00	2000.00	.00	.00	2000.00

34

FINANCIAL MANAGEMENT  
 BUDGET PERFORMANCE REPORT  
 Month End Date: 12/29/2003

ACCOUNT NUMBER      ADOPTED BUDGET      BUDGET AMENDMENTS      AMENDED BUDGET TRANSACTIONS      CURRENT MONTH REVENUES      Y-T-D REVENUES      BUDGET LESS YTD REVENUES      AMENDED BUDGET LESS YTD REVENUES      % USED      LAST YEARS Y-T-D REVENUES

Sub-Dept. TOTALS :      1400378.00      .00      1400378.00      63650.99      1284903.33      115474.67      92%      1318426.85

Department TOTALS :      1400378.00      .00      1400378.00      63650.99      1284903.33      115474.67      92%      1318426.85

Fund TOTALS . . . . . :      1400378.00      .00      1400378.00      63650.99      1284903.33      115474.67      92%      1318426.85  
 Fund 0122 - MCLEAN COUNTY MATCHING  
 Department 0055 - COUNTY HIGHWAY

Sub-Dept. 0056 - ROAD & BRIDGE CONSTRUCT'N

ACCOUNT CLASSIFICATION RE01 - Taxes

401-0001 Gen Proper      964033.00      .00      964033.00      47708.50      962601.34      1431.66      100%      897725.31  
 407-0010 PerPropRep      .00      .00      .00      .00      .00      .00      0%      .00

Taxes TOTALS :      964033.00      .00      964033.00      47708.50      962601.34      1431.66      100%      897725.31

ACCOUNT CLASSIFICATION RE05 - Interest

415-0001 Int Invest      5000.00      .00      5000.00      .00      .00      5000.00      0%      7000.00

Interest TOTALS :      5000.00      .00      5000.00      .00      .00      5000.00      0%      7000.00

ACCOUNT CLASSIFICATION RE99 - Miscellaneous

400-0000 Unappro Pd      2000.00      .00      2000.00      .00      .00      2000.00      0%      .00  
 410-0035 Unclassifi      2000.00      .00      2000.00      .00      .00      2000.00      0%      .00

Misc. TOTALS :      2000.00      .00      2000.00      .00      .00      2000.00      0%      .00

Sub-Dept. TOTALS :      971033.00      .00      971033.00      47708.50      962601.34      8431.66      99%      904725.31  
 Department TOTALS :      971033.00      .00      971033.00      47708.50      962601.34      8431.66      99%      904725.31  
 Fund TOTALS . . . . . :      971033.00      .00      971033.00      47708.50      962601.34      8431.66      99%      904725.31  
 Fund 0123 - MOTOR FUEL TAX  
 Department 0055 - COUNTY HIGHWAY

59

FINANCIAL MANAGEMENT  
BUDGET PERFORMANCE REPORT

Month End Date: 12/29/2003

ACCOUNT NUMBER	ADOPTED BUDGET	BUDGET AMENDMENTS	CURRENT MONTH	Y-T-D REVENUES	AMENDED BUDGET LESS YTD REVENUES	% USED	LAST YEARS Y-T-D REVENUES
----------------	----------------	-------------------	---------------	----------------	----------------------------------	--------	---------------------------

Sub-Dept. 0056 - ROAD & BRIDGE CONSTRUCT'N

ACCOUNT CLASSIFICATION RE01 - Taxes								
407-0020 Co.MFTax	2900000.00	.00	2900000.00	.00	2818448.72	81551.28	97%	3162287.99
Taxes TOTALS	2900000.00	.00	2900000.00	.00	2818448.72	81551.28	97%	3162287.99

ACCOUNT CLASSIFICATION RE05 - Interest								
415-0001 Int Invest	40000.00	.00	40000.00	.00	13829.24	26170.76	35%	37166.57
415-0100 Int Monymk	.00	.00	.00	.00	.00	.00	+++	.77
415-0200 Int Sweep	.00	.00	.00	.00	.00	.00	+++	.00
415-0250 Int M L	.00	.00	.00	20.14	312.69	312.69	+++	4893.73
415-0400 Int CD'S	.00	.00	.00	.00	.00	.00	0%	.00
Interest TOTALS	40000.00	.00	40000.00	20.14	14141.93	25858.07	35%	42061.07

ACCOUNT CLASSIFICATION RE07 - Transfer From Other Funds

450-0011 Trans Fund	.00	.00	.00	.00	.00	.00	+++	.00
Trans/Other TOTAL	.00	.00	.00	.00	.00	.00	+++	.00

ACCOUNT CLASSIFICATION RE99 - Miscellaneous

0400-0000 Unappro Pd	200000.00	.00	200000.00	.00	200000.00	200000.00	0%	.00
0410-0035 Unclassifi	100000.00	.00	100000.00	.00	100000.00	100000.00	0%	535.74
Misc. TOTALS	300000.00	.00	300000.00	.00	.00	300000.00	0%	535.74

Sub-Dept. TOTALS	3240000.00	.00	3240000.00	20.14	2832590.65	407409.35	87%	3204884.80
------------------	------------	-----	------------	-------	------------	-----------	-----	------------

Department TOTALS	3240000.00	.00	3240000.00	20.14	2832590.65	407409.35	87%	3204884.80
-------------------	------------	-----	------------	-------	------------	-----------	-----	------------

Fund TOTALS	3240000.00	.00	3240000.00	20.14	2832590.65	407409.35	87%	3204884.80
-------------	------------	-----	------------	-------	------------	-----------	-----	------------

GRAND TOTAL	8133947.00	48120.00	8182067.00	215367.97	7162982.37	1019084.63	88%	7896933.34
-------------	------------	----------	------------	-----------	------------	------------	-----	------------

36