



JUSTICE COMMITTEE AGENDA
Law and Justice Center, Room 700

Monday, May 3, 2004

5:00 p.m.

1. Roll Call
2. Chairman's Approval of Minutes – April 5, 2004
3. Appearance by Members of the Public
4. Departmental Matters:
 - A. Sandy Parker, Circuit Clerk
 - 1) Items to be presented for Information:
 - a) Quarterly Statistical Reports for the First Quarter 2004 1-8
 - b) Monthly Statistical Reports for March 2004 9-17
 - c) General Report
 - d) Other
 - B. Amy Davis, Public Defender
 - 1) Items to be presented for Information:
 - a) Monthly Caseload Report for March 2004 18-20
 - b) General Report
 - c) Other
 - C. Roxanne Castleman, Court Services
 - 1) Items to be presented for Information:
 - a) Court Services Statistics 21-22
 - b) Detention In County Statistics 23-24
 - c) Detention Out of County Statistics 25-26
 - d) General Report
 - e) Other

- D. Billie Larkin, Children's Advocacy Center
- 1) Items to be presented for Information:
 - a) Monthly Statistical Report for March 2004 27-28
 - b) General Report
 - c) Other
- E. David Owens, McLean County Sheriff
- 1) Items to be presented for Information
 - a) McLean County Detention Facility Population Report 29-31
 - b) General Report
 - c) Other
- F. Beth Kimmerling, Coroner
- 1) Items to be presented for Action
 - a) Request Approval of an Emergency Appropriation Ordinance Amending the McLean County Fiscal Year 2004 Combined Annual Appropriation and Budget Ordinance General Fund0001, Coroner's Department – 0031 32-33
 - 2) Items to be presented for Information
 - a) March 2004 Report 34
 - b) General Report
 - c) Other
- G. Bill Gamblin, 911 Administrator
- 1) Items to be presented for Information:
 - a) E-911 Statistical Reports 35-42
 - b) General Report
 - c) Other
5. Other Business and Communication
 6. Recommend payment of Bills and Transfers, if any, to County Board
 7. Adjournment

REPORT A
ACTIVITY OF ALL CIVIL CASES
DURING THE FIRST QUARTER OF 2004
IN THE CIRCUIT COURT OF THE 11TH JUDICIAL CIRCUIT
McLEAN COUNTY

CATEGORY	BEGIN PENDING	CODE	NEW FILED	REINSTATED	DISPOSED	END PENDING 2004	END PENDING 2003
Adoption	22	AD	23	0	17	28	24
Arbitration	233	AR	167	47	176	271	445
Chancery	192	CH	95	0	114	173	189
Dissolution of Marriage	570	D	132	0	128	574	526
Eminent Domain	1	ED	2	0	0	3	1
Family	190	F	86	0	82	194	191
Law => \$50,000 - Jury	269	L	23	0	22	270	263
Law = > \$50,000 - Non-Jury	141	L	28	0	17	152	120
Law = < \$50,000 - Jury	10	LM	0	0	0	10	16
Law = < \$50,000 - Non-Jury	103	LM	206	24	207	126	261
Municipal Corporation	1	MC	0	0	0	1	0
Mental Health	15	MH	26	0	31	10	6
Miscellaneous Remedy	177	MR	60	0	86	151	145
Order of Protection	8	OP	48	0	41	15	12
Probate	1,113	P	76	0	85	1,104	1,127
Small Claim	457	SC	593	109	655	504	874
Tax	9	TX	1	0	0	10	10
TOTAL CIVIL	3,511		1,566	180	1,661	3,596	4,210

REPORT B
 ACTIVITY OF ALL CRIMINAL CASES
 DURING THE FIRST QUARTER OF 2004
 IN THE CIRCUIT COURT OF THE 11TH JUDICIAL CIRCUIT
 McLEAN COUNTY

	BEGIN PENDING	CODE	NEW FILED	NO. OF DEFTS. NEW	REINSTATED	DISPOSED	END PENDING 2004	END PENDING 2003
CONTEMPT OF COURT	5	C.C.	10	10	0	6	9	3
CRIMINAL FELONY	844	CF	337	337	3	312	872	874
CRIMINAL MISDEMEANOR	1,017	CM	625	625	10	646	1,006	1,035
TOTAL CRIMINAL	1,866		972	972	13	964	1,887	1,912

REPORT C
 ACTIVITY OF ALL JUVENILE CASES
 DURING THE 1ST QUARTER 2004
 IN THE CIRCUIT COURT OF THE 11TH JUDICIAL CIRCUIT
 McLEAN COUNTY

CATEGORY	BEGIN PENDING	CODE	NEW FILED	NO. OF DEFTS. NEW	REINSTATED	DISPOSED	END PENDING 2004	END PENDING 2003
JUVENILE	34	J	2	2	0	3	33	43
JUVENILE ABUSE & NEGLECT	192	JA	56	56	1	21	228	193
JUVENILE DELINQUENT	88	JD	48	48	25	46	115	107
TOTAL JUVENILE	314		106	106	26	70	376	343

REPORT D
 ACTIVITY OF ALL DUI/TRAFFIC/CONSERVATION/ORDINANCE CASES
 DURING THE FIRST QUARTER 2004
 IN THE CIRCUIT COURT OF THE 11TH JUDICIAL CIRCUIT
 McLEAN COUNTY

CATEGORY	BEGIN PENDING	CODE	NEW FILED	REINSTATED	DISPOSED	END PENDING 2004	END PENDING 2003
CONSERVATION VIOLATION	17	CV	2	0	7	12	11
DRIVING UNDER THE INFLUENCE	394	DT	237	0	208	423	431
ORDINANCE VIOLATION	878	OV	537	0	490	925	624
TRAFFIC VIOLATION	16,551	TR	9,097	90	10,380	15,358	21,420
TOTALS:	17,840		9,873	90	11,085	16,718	22,486

REPORT NO. E
TIME LAPSE OF ALL CASES DISPOSED OF BY JURY VERDICT
IN ALL CATEGORIES
DURING THE FIRST QUARTER OF 2004
IN THE CIRCUIT COURT OF THE 11th JUDICIAL CIRCUIT
McLEAN COUNTY

CASE NUMBER	FILING DATE	DATE OF VERDICT
02 L 78	5/15/02	01/06/04
03 CF 983	10/6/03	1-6-04
03 CM 1326	8/19/03	1/14/04
03 CM 1340	8/19/03	1/16/04
03 CF 52	1/16/03	1/22/04
03 CF 1018	10/15/03	1/21/04
03 CF 83	1/23/03	2/3/04
03 CF 1052	10/21/03	2/3/04
03 CF 307	3/26/03	2/5/04
03 CM 922	6/11/03	2/10/04
03 CF 628	7/7/03	2/18/04
03 CF 672	7/16/03	2/19/04
03 CF 777	8/18/03	2/19/04
02 CF 1373	11-14-02	3-5-04
03 CF 488	5-20-03	3-9-04
03 CM 2085	2-17-03	3-10-04
03 CF 1250	12-15-03	3-16-04
03 CF 497	5-23-03	3-18-04
02 AR 338	5-14-02	3-10-04

NOTE: THIS REPORT SHOULD NOT INCLUDE ANY REINSTATED CASES UNLESS TIME-LAPSE IS COMPUTED FROM DATE OF REINSTATEMENT.

REPORT F
DISPOSITION OF DEFENDANTS CHARGED WITH FELONIES⁽¹⁾
DURING THE FIRST QUARTER 2004
IN THE CIRCUIT COURT OF THE 11TH JUDICIAL CIRCUIT
McLEAN COUNTY

NOLLE	NOT CONVICTED						CONVICTED			TOTAL DEFENDANTS DISPOSED OF
	S.O.L.	REDUCED TO MISDEMEANOR	DISMISSED	OTHER(2)	ACQUITTED BY		GUILTY PLEA	BENCH TRIAL	JURY TRIAL	
					BENCH TRIAL	JURY TRIAL				
43	0	11	0	2*	1	4	241	4	6	312

(1) NOT NECESSARILY DIFFERENT DEFENDANTS

(2) INCLUDES COURT ACTION: NO BILL, TRANSFERRED/NO JURISDICTION; DEATH SUGGESTED/CAUSE ABATED, UNFIT TO STAND TRIAL, SEXUALLY DANGEROUS, TRANSFERS TO WARRANT CALENDAR, AND EXTRADITION PROCEEDING FILED AS A FELONY.

1 Directed verdict

REPORT G
SENTENCE OF DEFENDANTS CHARGED WITH FELONIES
DURING THE FIRST QUARTER OF 2004
IN THE CIRCUIT COURT OF THE 11th JUDICIAL CIRCUIT
McLEAN COUNTY

TOTAL NUMBER OF DEFENDANTS CONVICTED OF FELONIES BY GUILTY PLEA, BENCH TRIAL AND JURY TRIAL (FROM REPORT F). THIS TOTAL MUST EQUAL THE NUMBER OF FELONY SENTENCES ON THE FELONY SENTENCE TABLE BELOW.

TOTAL NUMBER OF CONVICTED FELONIES: 251
(FROM REPORT F)

FELONY SENTENCE TABLE

	CLASS M	CLASS X	CLASS 1	CLASS 2	CLASS 3	CLASS 4	TOTALS
1. DEATH	0	0	0	0	0	0	0
2. LIFE	0	0	0	0	0	0	0
3. IDOC	0	4	17	27	28	56	132
4. PROBATION	0	0	5	21	25	59	110
5. OTHER	0	0	0	3	3	3	9
TOTALS:	0	4	22	51	56	118	251

REPORT H
ORDERS OF PROTECTION ISSUED
DURING THE FIRST QUARTER OF 2004
IN THE CIRCUIT COURT OF THE 11th JUDICIAL CIRCUIT
McLEAN COUNTY

	<u>EMERGENCY</u>	<u>INTERIM</u>	<u>PLENARY</u>
DIVORCE	9	0	5
FAMILY (OP)	27	0	6
CRIMINAL	9	5	4
TOTAL:	45	5	15

REPORT A
ACTIVITY OF ALL CIVIL CASES
DURING THE MONTH OF MARCH 2004
IN THE CIRCUIT COURT OF THE 11TH JUDICIAL CIRCUIT
McLEAN COUNTY

CATEGORY	BEGIN PENDING	CODE	NEW FILED	REINSTATED	DISPOSED	END PENDING 2004	END PENDING 2003
Adoption	22	AD	10	0	4	28	24
Arbitration	265	AR	66	15	75	271	445
Chancery	180	CH	31	0	38	173	189
Dissolution of Marriage	561	D	56	0	43	574	526
Eminent Domain	2	ED	1	0	0	3	1
Family	191	F	34	0	31	194	191
Law => \$50,000 - Jury	276	L	4	0	10	270	263
Law = > \$50,000 - Non-Jury	150	L	8	0	6	152	120
Law = < \$50,000 - Jury	10	LM	0	0	0	10	16
Law = < \$50,000 - Non-Jury	102	LM	71	4	51	126	261
Municipal Corporation	1	MC	0	0	0	1	0
Mental Health	8	MH	8	0	6	10	6
Miscellaneous Remedy	154	MR	18	0	21	151	145
Order of Protection	14	OP	16	0	15	15	12
Probate	1,092	P	33	0	21	1,104	1,127
Small Claim	449	SC	248	36	229	504	874
Tax	10	TX	0	0	0	10	10
TOTAL CIVIL	3,487		604	55	550	3,596	4,210

REPORT B
 ACTIVITY OF ALL CRIMINAL CASES
 DURING THE MONTH OF MARCH 2004
 IN THE CIRCUIT COURT OF THE 11TH JUDICIAL CIRCUIT
 McLEAN COUNTY

	BEGIN PENDING	CODE	NEW FILED	NO. OF DEFTS. NEW	REINSTATED	DISPOSED	END PENDING 2004	END PENDING 2003
CONTEMPT OF COURT	7	C.C.	5	5	0	3	9	3
CRIMINAL FELONY	847	CF	135	135	2	112	872	874
CRIMINAL MISDEMEANOR	1,011	CM	210	210	0	215	1,006	1,035
TOTAL CRIMINAL	1,865		350	350	2	330	1,887	1,912

REPORT C
 ACTIVITY OF ALL JUVENILE CASES
 DURING THE MONTH OF MARCH 2004
 IN THE CIRCUIT COURT OF THE 11TH JUDICIAL CIRCUIT
 McLEAN COUNTY

CATEGORY	BEGIN PENDING	CODE	NEW FILED	NO. OF DEFTS. NEW	REINSTATED	DISPOSED	END PENDING 2004	END PENDING 2003
JUVENILE	33	J	0	0	0	0	33	43
JUVENILE ABUSE & NEGLECT	220	JA	13	13	0	5	228	193
JUVENILE DELINQUENT	107	JD	26	26	7	25	115	107
TOTAL JUVENILE	360		39	39	7	30	376	343

REPORT D
 ACTIVITY OF ALL DUI/TRAFFIC/CONSERVATION/ORDINANCE CASES
 DURING THE MONTH OF MARCH 2004
 IN THE CIRCUIT COURT OF THE 11TH JUDICIAL CIRCUIT
 McLEAN COUNTY

CATEGORY	BEGIN PENDING	CODE	NEW FILED	REINSTATED	DISPOSED	END PENDING 2004	END PENDING 2003
CONSERVATION VIOLATION	12	CV	0	0	0	12	11
DRIVING UNDER THE INFLUENCE	403	DT	95	0	75	423	431
ORDINANCE VIOLATION	920	OV	212	0	207	925	624
TRAFFIC VIOLATION	15,815	TR	3,302	34	3,793	15,358	21,420
TOTALS:	17,150		3,609	34	4,075	16,718	22,486

REPORT F
DISPOSITION OF DEFENDANTS CHARGED WITH FELONIES⁽¹⁾
DURING THE MONTH OF MARCH 2004
IN THE CIRCUIT COURT OF THE 11TH JUDICIAL CIRCUIT
McLEAN COUNTY

		NOT CONVICTED					CONVICTED			TOTAL DEFENDANTS DISPOSED OF		
		NOLLE	S.O.L.	REDUCED TO MISDEMEANOR	DISMISSED	OTHER(2)	ACQUITTED BY		GUILTY PLEA		BENCH TRIAL	JURY TRIAL
							BENCH TRIAL	JURY TRIAL				
11		0	5	0	1	1	0	0	91	0	3	112

(1) NOT NECESSARILY DIFFERENT DEFENDANTS

(2) INCLUDES COURT ACTION: NO BILL, TRANSFERRED/NO JURISDICTION, DEATH SUGGESTED/CAUSE ABATED, UNFIT TO STAND TRIAL, SEXUALLY DANGEROUS, TRANSFERS TO WARRANT CALENDAR, AND EXTRADITION PROCEEDING FILED AS A FELONY.

*1 Case was NOT GUILTY for reason of insanity

1 Case was let on pending that was term In August

REPORT F
DISPOSITION OF DEFENDANTS CHARGED WITH FELONIES⁽¹⁾
THROUGH THE MONTH OF FEBRUARY, 2004
IN THE CIRCUIT COURT OF THE 11TH JUDICIAL CIRCUIT
McLEAN COUNTY

	NOT CONVICTED						CONVICTED			TOTAL DEFENDANTS DISPOSED OF	
	NOLLE	S.O.L.	REDUCED TO MISDEMEANOR	DISMISSED	OTHER(2)	ACQUITTED BY		GUILTY PLEA	BENCH TRIAL		JURY TRIAL
						BENCH TRIAL	JURY TRIAL				
JAN	15	0	1	0	1*	0	1	78	1	1	98
FEB	17	0	5	0	0	0	3	72	3	2	102
MAR	11	0	5	0	1	1	0	91	0	3	112
APR											
MAY											
JUNE											
JULY											
AUG											
SEPT											
OCT											
NOV											
DEC											
TOTAL	43	0	11	0	2*	1	4	241	4	6	312

(1) NOT NECESSARILY DIFFERENT DEFENDANTS

(2) INCLUDES COURT ACTION: NO BILL, TRANSFERRED/NO JURISDICTION, DEATH SUGGESTED/CAUSE ABATED, UNFIT TO STAND TRIAL, SEXUALLY DANGEROUS, TRANSFERS TO WARRANT CALENDAR, AND EXTRADITION PROCEEDING FILED AS A FELONY.

REPORT G
SENTENCE OF DEFENDANTS CHARGED WITH FELONIES
DURING THE MONTH OF MARCH 2004
IN THE CIRCUIT COURT OF THE 11th JUDICIAL CIRCUIT
McLEAN COUNTY

TOTAL NUMBER OF DEFENDANTS CONVICTED OF FELONIES BY GUILTY PLEA, BENCH TRIAL AND JURY TRIAL (FROM REPORT F). THIS TOTAL MUST EQUAL THE NUMBER OF FELONY SENTENCES ON THE FELONY SENTENCE TABLE BELOW.

TOTAL NUMBER OF CONVICTED FELONIES: 94
(FROM REPORT F)

FELONY SENTENCE TABLE

	CLASS M	CLASS X	CLASS 1	CLASS 2	CLASS 3	CLASS 4	TOTALS
1. DEATH	0	0	0	0	0	0	0
2. LIFE	0	0	0	0	0	0	0
3. IDOC	0	1	7	10	13	20	51
4. PROBATION	0	0	1	6	7	24	38
5. OTHER	0	0	0	1	1	3	5
TOTALS:	0	1	8	17	21	47	94

* Conditional Discharge

REPORT H
ORDERS OF PROTECTION ISSUED
DURING THE MONTH OF MARCH 2004
IN THE CIRCUIT COURT OF THE 11TH JUDICIAL CIRCUIT
McLEAN COUNTY

	<u>EMERGENCY</u>	<u>INTERIM</u>	<u>PLENARY</u>
DIVORCE	3	0	2
FAMILY (OP)	8	0	4
CRIMINAL	1	2	0
TOTAL:	12	2	6

May 3, 2004

McLean County Board
Justice and Public Safety Committee
Bloomington, IL 61701

Re: Monthly Caseload - MONTH ENDING March 31, 2004

Dear Committee Members:

Pursuant to statute, I am forwarding this report to your attention and I am causing a copy to be filed with the Circuit Clerk's office of McLean County.

During the above-mentioned time period, in the discharge of our duties to indigent persons in McLean County we have been assigned the following new cases in the area set forth. The activities in which we are involved differ in no substantial manner from those which have earlier been reported.

CASE TYPES	MONTHLY TOTALS 2003	MONTHLY TOTALS 2004	YTD TOTALS 2003	YTD TOTALS 2004	% CHANGE YTD
FELONIES	140	99	291	270	<7%>
MISDEMEANORS	75	98	281	298	6%
DUI	23	29	77	64	<17%>
TRAFFIC	106	64	265	190	<28%>
JUVENILE	32	14	60	56	<7%>
(DELINQUENT)	21	10	41	33	<20%>
(ABUSE/NEGLECT)	11	4	20	23	13%
MENTAL HEALTH CASES	3	2	6	3	<50%>
POST-CONVICTION & SVPCA CASES	2	0	2	0	<100%>
TOTAL	381	306	982	881	<10%>

Following are the caseload assignments to each of the full-time and contract attorneys for the reporting month of: **MONTH ENDING March 31, 2004.**

CASE TYPE	PUBLIC DEFENDER ATTORNEYS	YTD TOTALS	NEW MONTHLY TOTALS	NEW PTR/REVIEW TOTALS
F	TRACY SMITH	36	13	9
F	JAMES TUSEK	41	15	8
F	RONALD LEWIS	33	8	4
F	BRIAN MCELLOWNEY	35	14	6
M	CARLA HARVEY	155	53	2
F	CARLA HARVEY	14	7	2
F	LARRY SPEARS	31	11	6
M	LARRY SPEARS	142	44	6
DUI	MILLICENT ROTH	64	29	16
F	JOHN WRIGHT-C	19	8	0
F	LEE ANN HILL-C	18	7	0
F	TONY TOMKIEWICZ-C	19	7	0
TR	DAWN NATION	190	64	20
J	JON MCPHEE	19	3	0
J	ART FELDMAN	33	10	2
J	ROB KEIR	14	4	0
J	ALAN NOVICK-C	4	1	0
PC/SVP	DAVID BUTLER-C	0	0	0
PVT	PRIVATE COUNSEL	68	21	0
W/D	WITHDRAWN	11	2	0

PTR= Petition to Revoke Probation

F = Felony

J = Juvenile

O = Other

P.C.=Post Conviction Remedy Cases

C= Contract Attorney (6-7 Cases per Month)

DUI= DUI

TR= Traffic

M= Misdemeanor

May 3rd, 2004

TO: Justice Committee
FROM: Amy Johnson Davis
RE: Monthly Report

MARCH 2004 DISPOSITIONS

DISPOSITION	FELONY	MISDEMEANOR	TRAFFIC / DUI
PLEA / ORIGINAL OFFER	36	48	28
PLEA / LESSER	16	2	27
BENCH TRIAL / WIN	0	0	0
BENCH TRIAL / LOSS	1	0	0
JURY TRIAL / WIN	1	1	0
JURY TRIAL / LOSS	3	0	0
DISMISSED / UPFRONT	4	0	3
DISMISSED / TRIAL	1	2	2
KNOCKDOWN	1	0	0
DISMISSED PER PLEA	6	8	13
PRIVATE COUNSEL	12	5	4
PLEA / BLIND	10	0	0
REFILED AS FELONY	N/A	0	0
WITHDRAWN	1	1	0
DIRECTED VERDICT	0	0	0
P.D. DENIED	1	3	0

March 2004

COURT SERVICES ADULT/JUVENILE DIVISION STATISTICS

ADULT DIVISION

7 Officer Supervision Unit plus 3 Officer PSI Unit

Total Caseload – 1104 (1083 last month)

Average caseload per officer 158 (60 AOIC recommendation)

Presentence Reports Completed – 37 (33 last month)

* Total Workload Hours Needed – 2049.00 (1873.80 last month)

** Total Hours Available - 1650.00

* According to AOIC standards it would take this amount of hours per month to complete all requirements of case supervision and report writing.

** The number of work hours available to the division (11 officers working 150 hours each per month).

AOIC workload standards indicate **an additional 2.66 adult officers are needed.** (1.49 last month)

JUVENILE DIVISION

4 Officer Division

Total Caseload – 122 (117 last month)

Average caseload per officer 31 (35 AOIC recommendation)

Social History Reports Completed – 26 (8 last month)

* Total Workload Hours Needed – 538.00 (452.00 last month)

** Total Hours Available 600.00

* According to AOIC standards it would take this amount of hours per month to complete all requirements of case supervision and report writing.

** The number of work hours available to the division (4 officers working 150 hours each per month).

AOIC workload standards indicate **an additional -.48 juvenile officers are needed.** (-.98 last month)

EARLY INTERVENTION PROBATION (EIP)

3 Person unit with a maximum caseload of 45

Total caseload 30

March 2004

SPECIAL PROGRAMS

INTENSIVE PROBATION UNIT ADULT

3 person unit with a maximum caseload of 40

Total Caseload – 39 (48 last month)

INTENSIVE PROBATION UNIT JUVENILE

1 ½ person unit with a maximum caseload of 15

Total Caseload – 13 (15 last month)

DRIVING UNDER THE INFLUENCE UNIT

1 person unit with a maximum caseload of 40

Total Caseload - 62 (64 last month)

JUVENILE INTAKE

2 person unit

Total Informal Conferences - 32 (14 last month)

Total Caseload Informal Probation – 70 (61 last month)

Total Intake Screen Reports – 67 (53 last month)

COMMUNITY SERVICE PROGRAM

1 person unit

Total Caseload Adult - 511 (500 last month)

Total Caseload Juvenile - 37 (40 last month)

Total Hours Completed Adult – 2912.00 (\$15,288.00 Symbolic Restitution)

Total Hours Completed Juvenile – 270.00 (\$1,417.50 Symbolic Restitution)

Total Worksites Used – 36 (36 last month)

DOMESTIC VIOLENCE PROGRAM

3 person unit (2 Officers and 1 Clerk)

Total Probation Caseload – 100 (99 last month)

Total Court Supervision/Conditional Discharge Caseload – 402 (388 last month)

2004
**JUVENILE DETENTION CENTER
 MCLEAN COUNTY**

Ages of Minors Detained	Jan	Feb	Mar	Apr	May	Jun	Jul	Aug	Sep	Oct	Nov	Dec
10	1	0	0	0								
11	1	0	2									
12	0	1	0									
13	5	2	3									
14	1	1	2									
15	8	6	4									
16	9	9	12									
Sex of Minors Detained												
Male	14	12	16									
Female	11	7	7									
Race of Minors Detained												
Caucasian	15	12	14									
African-American	10	6	9									
Hispanic	0	1	0									
Offenses of Which Minor was Detained												
Dispositional Detention	2	4	5									
Warrant	10	4	6									
Aggravated Assault	0	1	0									
Aggravated Battery	0	0	0									
Aggravated Robbery	0	0	0									
Battery	0	0	1									
Burglary	2	0	0									
Court Ordered	1	0	0									
Domestic Battery	1	0	3									
Court Ordered	1	0	0									
DOC Evaluation	1	0	0									
DOC Warrant	0	2	1									
Intimidation	1	0	0									
Motor Vehicle Theft	1	1	1									
Possession of Cannabis Under 2.5	0	0	1									
Reckless Discharge of a Firearm	1	0	0									
Request for Apprehension	4	7	4									

2004
**JUVENILE DETENTION CENTER
 MCLEAN COUNTY**

	2004											
	Jan	Feb	Mar	Apr	May	Jun	Jul	Aug	Sep	Oct	Nov	Dec
Unlawful Use of Weapons	1	0	1									
Residence of Minors Detained												
Bloomington	16	9	10									
Normal	5	7	11									
Chicago	0	1	0									
Heyworth	1	1	2									
Hillsboro	1	0	0									
Peoria	1	0	0									
Springfield	0	1	0									
Warrenville	1	0	0									
Average Daily Population	8.2	13.4	15.5									
Average Daily Population: YTD	8.2	10.8	12.4									
Number of Days in Detention	254	389	480									
Revenue:	50	150	50									

2004
**JUVENILE DETENTION CENTER
 OUT OF COUNTY**


Ages of Minors Detained	Jan	Feb	Mar	Apr	May	Jun	Jul	Aug	Sep	Oct	Nov	Dec
10	0	0	0	0								
11	0	0	0	0								
12	0	0	0	0								
13	0	0	0	0								
14	1	1	1	1								
15	4	1	3	3								
16	7	4	4	4								
Sex of Minors Detained												
Male	9	3	3	7								
Female	3	3	1	1								
Race of Minors Detained												
Caucasian	9	6	7	7								
African-American	3	0	1	1								
Hispanic												
Offenses of Which Minor was Detained												
Dispositional Detention	8	1	1	1								
Warrant	1	2	1	1								
DOC Evaluation	1	2	2	2								
DOC Warrant	1	0	0	0								
Probation Violation	0	1	1	2								
Residential Burglary	0	0	0	1								
Theft Under	1	0	0	0								
Unlawful Possession of Weapon	0	0	0	1								
Residence of Minors Detained												
Adams	1	0	0	0								
DeWitt	2	0	0	3								
DOC	1	0	0	0								
Henry	0	0	0	1								
Lee	0	0	0	1								

2004
JUVENILE DETENTION CENTER
OUT OF COUNTY

	Jan	Feb	Mar	Apr	May	Jun	Jul	Aug	Sep	Oct	Nov	Dec
Livingston		3	2	1								
Logan		1	4	0								
Mason		0	0	1								
Mason		1	0	0								
Peoria		0	0	1								
Rock Island		1	0	0								
Tazewell		2	0	0								
Average Daily Population	2.9	3.8	1.7									
Average Daily Population: YTD	2.9	3.4	2.8									
Number of Days in Detention	89	110	52									
Revenue:	8250	11440	4730									

McLean County Children's Advocacy Center Monthly Statistics

March 2004



	2003 1ST INTERVIEW MONTH/YTD STATS	1ST. INTERVIEW 2004 MONTH/YTD	JUV. SUSPECT INTERVIEW 2004	SIB/WITNESS INTERVIEW 2004	2ND INTERVIEW 2004	OUT OF COUNTY INTERVIEW	TOTAL MONTHLY INTERVIEWS	YTD TOTALS
JANUARY	8/8	13/13	0	11	0	0	24	24
FEBRUARY	8/16	12/25	1	3	1	6	23	47
MARCH	15/31	12/37	2	9	0	1	24	71
APRIL	6/37							
MAY	9/46							
JUNE	12/58							
JULY	12/70							
AUGUST	7/77							
SEPTEMBER	17/94							
OCTOBER	11/105							
NOVEMBER	5/110							
DECEMBER	10/120							
YEAR TO DATE TOTALS	120	37	3	23	1	7	71	71

**CASA Report
March 2004**

The CASA Statistics for March 2004 are as follows:

7 Volunteers Assigned
14 Children served, ages 1 to 13

The Cumulative CASA Statistics are as follows:

9 Cases Assigned Year to Date
96 Active Volunteers
174 Children being served
22 Children currently waiting assignment
0 CASA's resigned this month
20 Court Reports filed
21 Court Hearings Attended

Program Updates:

During the month of March, we completed the 22nd CASA training with a class of 7 new volunteer's sworn in, on March 4, 2004. We held an Educational In-Service on March 11, showing the movie "Capturing the Friedmans" regarding abuse of children in the community by Mr. Friedman. The In-Service was very well attended, and we had a discussion about how child abuse cases were handled, in the past compared to now.

We immediately assigned 6 of the volunteers to the cases we had waiting. We have also been preparing for the Child Abuse Awareness month in April with many community activities.



McLEAN COUNTY SHERIFF'S DEPARTMENT
DAVID OWENS, SHERIFF
"Peace Through Integrity"
Administration Office
(309) 888-5034
104 W. Front Law & Justice Center Room 105
P.O. Box 2400 Bloomington, Illinois 61702-2400

Detective Commander (309) 888-5051
Patrol Commander (309) 888-5166
Patrol Duty Sergeant (309) 888-5019
Jail Division (309) 888-5065
Process Division (309) 888-5040
Records Division (309) 888-5055
Domestic Crimes Division (309) 888-5860
FAX (309) 888-5072

April 23, 2004

TO: Mr. Tari Renner, Chairman
Justice Committee
FROM: Sheriff David Owens
SUBJ: MAY 3RD, 2004 JUSTICE COMMITTEE AGENDA

Dear Chairman Renner:

I would respectfully request that the following item be placed on the May 3rd, 2004 Justice Committee Agenda for information only:

Information

- 1) **McLean County Detention Facility Population Report:** (Please see attached).

If you have any questions prior to the meeting, please feel free to give me a call.

Sincerely,

David Owens
Sheriff

DO:jc

MCDF Average Population
Six Month Comparison
2004

Month	January 2004	February 2004	March 2004	April 2004	May 2004	June 2004	Average
Daily Total	238.06	217.13	206.55	196.37			214.53
In House	198.71	190.21	183.87	175.11			186.98
Female	40.16	31.97	30.81	30.30			33.31
Male	197.90	185.17	175.74	166.04			181.21
Special Needs-Females	7.97	8.21	8.61	8.96			8.44
Special Needs-Males	13.23	11.24	8.68	8.81			10.49
Straight Sent-Females	7.20	5.38	7.81	5.58			6.49
Straight Sent-Males	51.32	45.83	35.35	28.08			40.15
Work Release-Female	2.36	0	.06	1.00			0.86
Work Release-Males	7.84	6.38	8.03	7.04			7.32
Weekenders Females	7.24	6.97	7.03	6.46			6.93
Weekenders Male	13.08	15.03	14.26	16.27			14.66
Other Facilities Female	0	0	0	00.00			0.0
Other Facilities Male	19.87	6.07	1.16	00.00			6.78

MCDF-Population Report
 Second Quarter
 April / 2004

Date	Total Pop	IN House	Spec Needs		Spec Needs		Str. Sent		Work Rel		Week		Other Fac	
			Female	Male	Female	Male	Female	Male	Female	Male	Female	Male	Female	Male
1	194	167	27	167	9	12	6	23	1	9	6	15	0	0
2	182	155	26	156	8	2	6	27	1	9	6	15	0	0
3	193	185	27	166	9	8	4	27	1	9	6	17	0	0
4	194	187	26	168	9	10	3	26	1	8	6	15	0	0
5	187	163	25	162	7	6	3	25	1	8	6	15	0	0
6	189	163	26	163	8	4	2	27	1	9	6	15	0	0
7	192	164	26	166	6	8	4	27	1	9	6	15	0	0
8	196	169	26	170	7	18	4	27	1	10	6	15	0	0
9	188	161	27	161	9	10	4	28	1	10	6	16	0	0
10	197	189	28	169	10	11	4	33	1	8	7	16	0	0
11	201	193	29	172	10	13	4	32	1	8	6	15	0	0
12	200	174	29	171	8	10	4	29	1	8	6	15	0	0
13	200	174	31	169	8	7	5	32	1	8	6	15	0	0
14	194	169	30	164	8	5	5	31	1	8	6	15	0	0
15	207	181	34	173	10	10	7	30	1	8	6	15	0	0
16	204	177	35	169	8	12	7	32	1	7	6	15	0	0
17	208	201	34	174	10	11	7	30	1	6	6	18	0	0
18	207	201	35	172	11	10	7	30	1	6	6	16	0	0
19	203	176	35	168	12	8	7	28	1	6	6	17	0	0
20	200	173	33	167	9	6	7	26	1	5	6	17	0	0
21	200	173	34	166	10	3	7	26	1	5	6	17	0	0
22	192	165	32	160	10	8	8	25	1	5	7	17	0	0
23	189	161	31	158	8	6	7	26	1	5	8	17	0	0
24	205	196	35	170	11	17	8	27	1	5	8	19	0	0
25	197	188	33	164	9	14	8	25	1	5	8	18	0	0
26	197	167	33	163	9	5	8	26	1	4	8	19	0	0
27	186	156	31	155	9	4	5	28	1	4	8	19	0	0
28														
29														
30														
Total	5302	4728	818	4483	242	238	145	730	26	183	168	423	0	0
Average														
Apr-04	196.37	175.11	30.30	166.04	8.96	8.81	5.58	28.08	1.00	7.04	6.46	16.27	0	0.00

**An EMERGENCY APPROPRIATION Ordinance
Amending the McLean County Fiscal Year 2004
Combined Annual Appropriation and Budget Ordinance
General Fund 0001, Coroner's Department 0031**

WHEREAS, the McLean County Board, on November 18, 2003, adopted the Combined Annual Appropriation and Budget Ordinance, which sets forth the revenues and expenditures deemed necessary to meet and defray all legal liabilities and expenditures to be incurred by and against the County of McLean for the 2004 Fiscal Year beginning January 1, 2004 and ending December 31, 2004; and,

WHEREAS, the Combined Annual Appropriation and Budget Ordinance includes the operating budget for the General Fund 0001, Coroner's Department 0031; and,

WHEREAS, the Coroner has received \$1,236.21 from the Death Certificate Surcharge Fund; and,

WHEREAS, 410 ILCS 535/25.5 creates the Death Certificate Surcharge Fund and provides that funds may be used to purchase equipment for the Coroner's Office; and,

WHEREAS, the said funds need to be expended prior to June 30, 2004; and,

WHEREAS, the Justice Committee, at its meeting on Tuesday, May 4, 2004, recommended approval of an Emergency Appropriation Ordinance to recognize the receipt and expenditure of the Death Certificate Surcharge Funds; now therefore,

BE IT ORDAINED by the McLean County Board as follows:

1. That the County Treasurer is directed to add to the appropriated budget of the General Fund 0001, Coroner's Department 0031 the following revenue:

	<u>ADOPTED</u>	<u>ADD</u>	<u>AMENDED BUDGET</u>
Death Certificate Surcharge Fund 0001-0031-0038-0407.0097	\$ 0.00	\$ 1,236.21	\$ 1,236.21

2. That the County Auditor is directed to add to the appropriated budget of the General Fund 0001, Coroner's Department 0031 the following appropriations:

Medical/Nursing Supplies 0001-0047-0052-0622.0001	\$ 0.00	\$ 1,236.21	\$ 1,236.21
--	---------	-------------	-------------

(2)

3. That the County Clerk shall provide a certified copy of this ordinance to the County Administrator, County Auditor, County Treasurer, and the Coroner.

ADOPTED by the County Board of McLean County this 18th day of May, 2004.

ATTEST:

APPROVED:

Peggy Ann Milton, Clerk of the County Board,
McLean County, Illinois

Michael F. Sweeney, Chairman
McLean County Board

e:john/cobd/coroner_surcharge.may04

**Office of the Coroner
McLean County
MARCH 2004 REPORT**

	MAR 2004	MAR 2003	TYTD 2004	LYTD 2003
<i>Cases</i>	70	64	226	206
<i>Autopsies</i>	12	6	27	20
<i>Out/County Autopsies</i>	42	24	108	53
<i>Inquests</i>	3	4	20	15

TOTAL DEPOSITS

	BUDGET	ACTUAL
<i>Copy Fees</i>	\$6,000.00	\$2685.00
<i>Morgue Fees</i>	\$26,250.00	\$14,774.00
<i>Reim/Services</i>	\$250.00	\$100.00
<i>Paid to Facilities Mgt.</i>	\$0	\$5022.00

DEATH INVESTIGATIONS THAT INCLUDE AUTOPSY AND FOLLOW-UP

Traffic Crash – 0

Medical/Sudden death – 5

Homicide – 0

Other (pending tox. & autopsy results and/or inquest ruling) – 8

OPEN DEATH INVESTIGATIONS

Traffic Crash – 1

Homicide – 0

Medical/Sudden death – 8

Other/Pending - 11


Board Memo

Date: 4/16/2004
To: The Honorable Dennis Powell, Chairman, ETSB and Honorable Members
Cc: File
From: W. H. Gamblin, E9-1-1 Administrator
RE: March Statistics and Resolution Report.

Please find attached the following reports:

- Monthly 9-1-1 Call Totals
- Monthly 9-1-1 Hang Up Calls
- Monthly CAD Totals
- Monthly Fire/EMS CAD Totals
- Monthly Law Enforcement CAD Totals
- Resolution Report for March
- ANI/ALI Report for March

Respectfully submitted,



William Gamblin

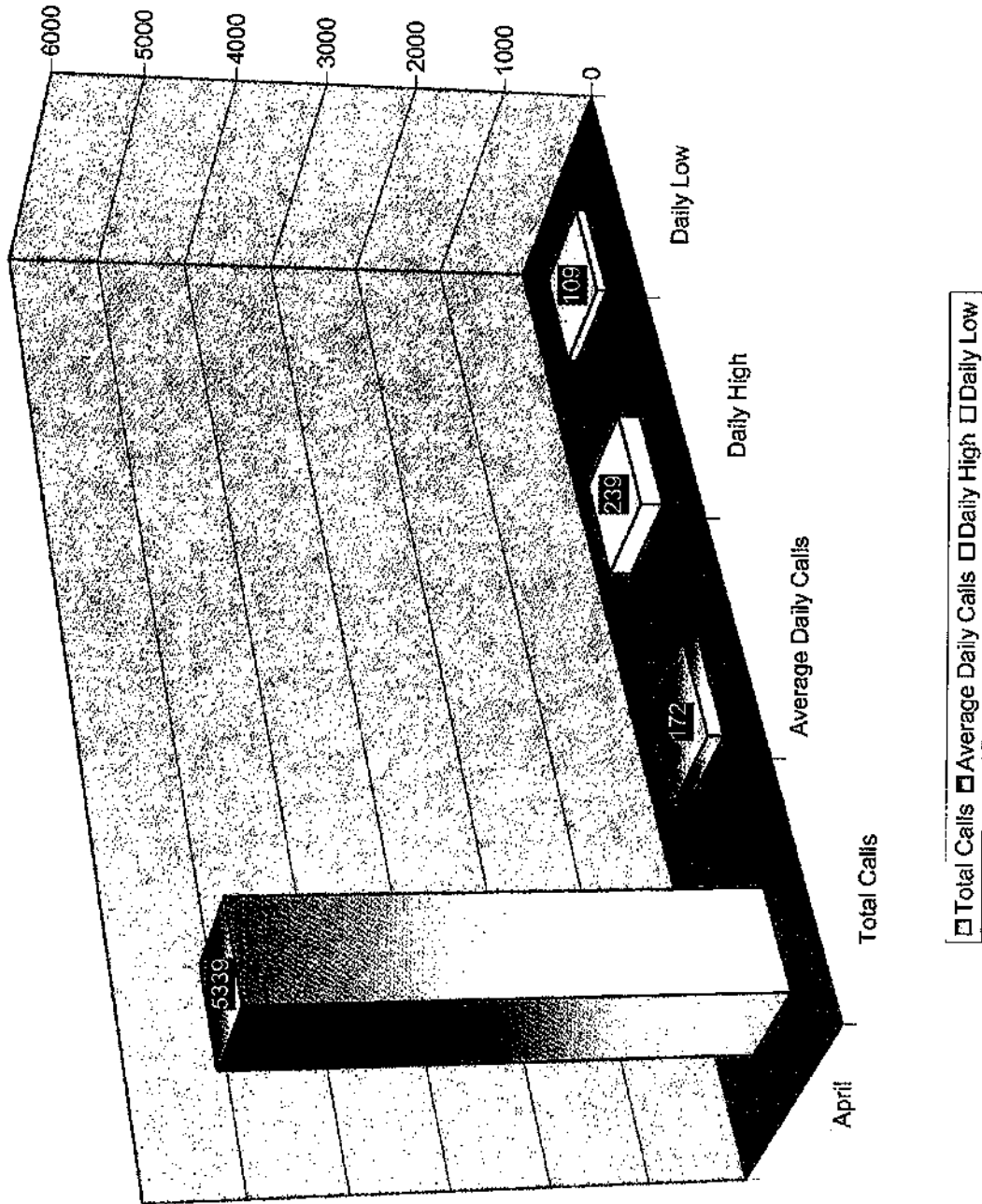
WHG

4/16/2004

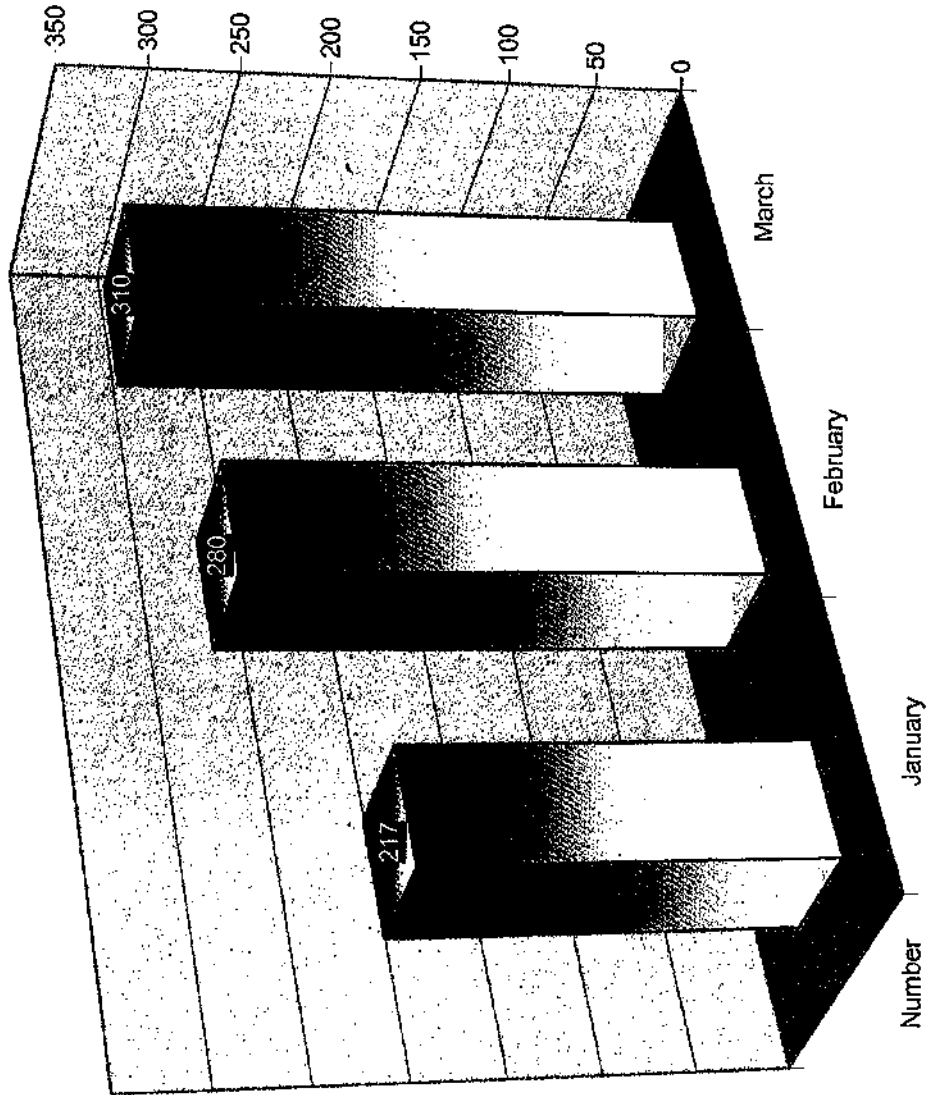
Confidential

1

Monthly 9-1-1 Calls Total




January - March 2004 Hang Up Calls




January February March

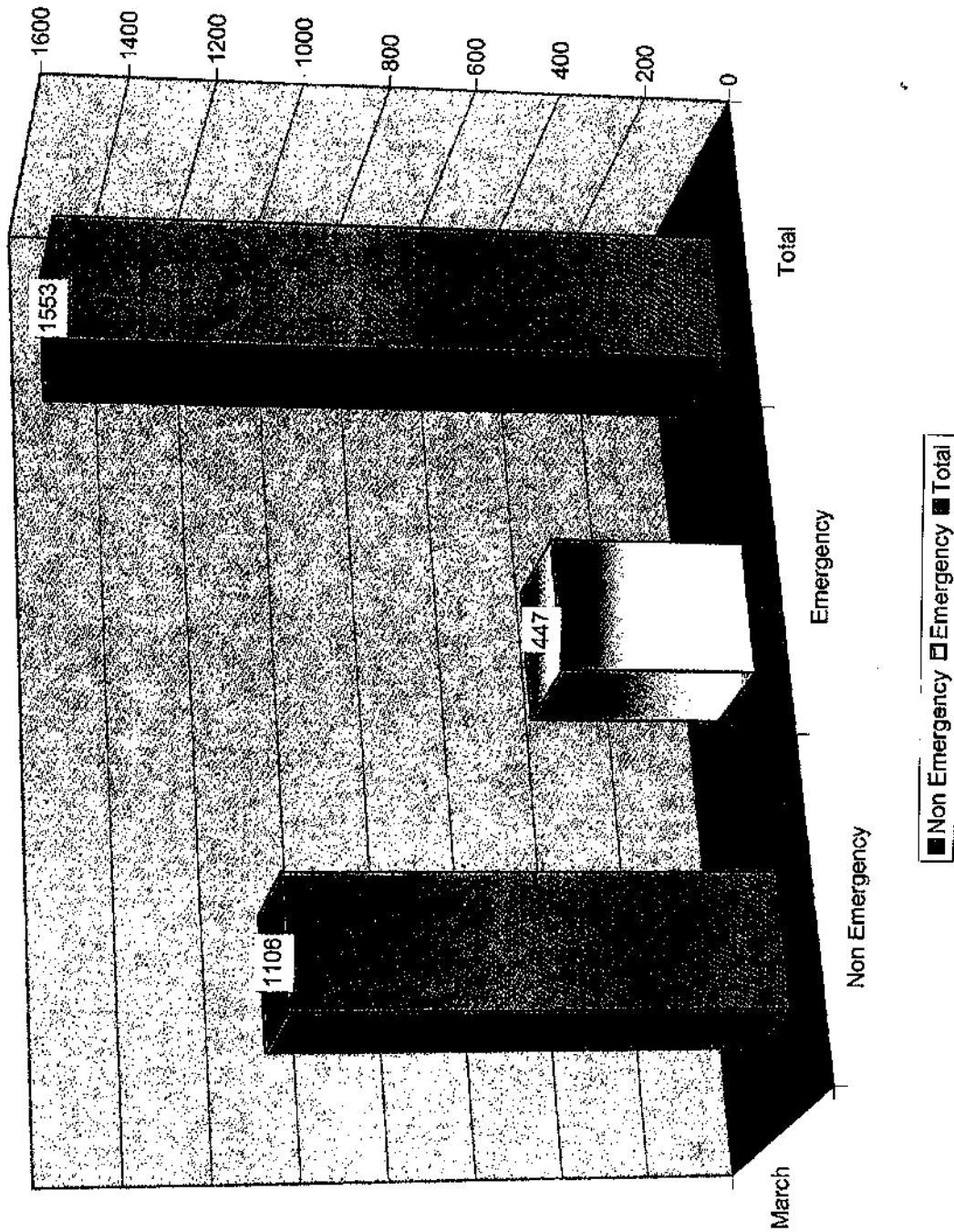
CAD Totals - March 2004



Fire/EMS CAD Calls MARCH 2004



Law Enforcement CAD Totals March 2004



MARCH, 2004

ERROR REPORT (MONTHLY)
COMMUNITY

COMMUNITY	RESIDENTIAL	BUSINESS	TOTAL ERRORS	DATA	#CORRECTED	ERROR TYPE
ANCHOR	0	0	0	1		
ARROWSMITH	0	0	0	1		
BELLFLOWER	0	0	0	2		
BLOOMINGTON	3	34	37	38	15	10*ND; 4*N911; 1*RSD;
CARLOCK	0	0	0	3		
CHENOA	1	3	4	4		
COLFAX	0	0	0			
COOKSVILLE	5	0	5			
CROPSEY	0	0	0	2		
DANVERS	3	0	3	1		
DOWNS	2	1	3	3		
EL PASO	0	0	0	1		
ELLSWORTH	0	1	1	2		
GRIDLEY	0	1	1		1	1*ND
KEYWORTH	0	1	1	1		
HUDSON	2	1	3	1		
LERoy	8	2	10	4		
LEXINGTON	4	2	6	5		
MANSFIELD	0	1	1	1		
MCLEAN	5	4	9		7	1*ND; 4*N911; 1*RSD; 1*WC
MINIER	0	0	0			
NORMAL	4	341	345	6	335	334*N911; 1*RSD
SAYBROOK	1	0	1	5		
SHIRLEY	0	1	1	1		
STANFORD	1	0	1		1	1*RSD
TOWANDA	0	0	0	1		
OTHER	4	1	5	3		3*WC
TOTAL ERRORS	43	394	437	83	362	

*NO STREET NAME = NSN
 *MSAG PROBLEM = MSAG
 *NEED 911 ADDRESS = N911
 *CITY JURISDICTION = CJ
 *CELL TOWER = CT
 *REMOVE STREET DIRECTIONAL = RSD
 *COMMUNITY ERROR=COMM
 *NUMBER DISCONNECTED=ND
 *WRONG COUNTY=WC
 *DATA LINE = DL
 *SPELLING ERROR = SP

ERRORS AS OF FEBRUARY 29, 2004 47
 NEW ERRORS FOR MARCH 390
 ERRORS CORRECTED IN MARCH 362
 ERRORS AS OF MARCH 31, 2004 75
 DATA LINES 83
 ILLINOIS STATE UNIVERSITY 69

MARCH, 2004

ERROR
NO ALI

NUMBER CORRECTED TESTED COMPLETE			
4	4	0	0

NO ANI

NUMBER CORRECTED TESTED COMPLETE			

INCORRECT ADDRESS

NUMBER CORRECTED TESTED COMPLETE			
9	9	5	5

MSAG-STREET RANGE/COMMUNITY

NUMBER CORRECTED TESTED COMPLETE			
3			3

ASSIGNED ADDRESSES-UNINCORPORATED
NEW ROADS (NEW MSAG LISTING)

9
0

TOTAL ERRORS
TOTAL ERRORS CLEARED

16
8