



**JUSTICE COMMITTEE AGENDA
Government Center, Room 400**

Monday, May 2, 2005

5:00 p.m.

1. Roll Call
2. Chairman's Approval of Minutes – April 4, 2005
3. Appearance by Members of the Public
 - A. Ms. Vicki Gnagey, Rural Ambulance Committee
4. Departmental Matters:
 - A. Sandy Parker, McLean County Circuit Clerk
 - 1) Items to be Presented for Information:
 - a) Statistical Reports, March 2005 1-9
 - b) Statistical Reports, First Quarter, 2005 10-17
 - c) Response to Committee Questions on Juvenile and DUI Caseloads 18-19
 - d) General Report
 - e) Other
 - B. Amy Davis, Public Defender
 - 1) Items to be Presented for Information:
 - a) Monthly Caseload Report, March 2005 20-22
 - b) General Report
 - c) Other

C.	Beth C. Kimmerling, Coroner		
	1) <u>Items to be Presented for Information:</u>		
	a) Monthly Report, March 2005		23
	b) General Report		
	c) Other		
D.	Curtis Hawk, Director, E.S.D.A.		
	1) <u>Items to be Presented for Information:</u>		
	a) Follow-up to 2005 Emergency Operations Plan Reviewed by State		24
	b) General Report		
	c) Other		
E.	Roxanne Castleman, Director, Court Services		
	1) <u>Items to be Presented for Action:</u>		
	a) Request Approval of Accreditation Contract between the American Correctional Association and the McLean County Juvenile Detention Center		25-30
	2) <u>Items to be Presented for Information:</u>		
	a) Court Services Adult/Juvenile Division Statistics, March 2005		31-32
	b) Juvenile Detention Center – McLean County Statistics, 2005		33-34
	c) Juvenile Detention Center – Out of County Statistics, 2005		
	d) General Report		35-36
	e) Other		
F.	Ed Books, McLean County Rescue Squad		
	1) <u>Items to be Presented for Information:</u>		
	a) General Report		
	b) Other		
G.	Billie Larkin, Director, Children's Advocacy Center		
	1) <u>Items to be Presented for Action:</u>		
	a) Request Approval of an Interagency Agreement #202306 between the County of McLean on behalf of the McLean County Child Protection Network and the Illinois Criminal Justice Information Authority		37-58

- 2) Items to be Presented for Information:
 - a) Monthly Statistical Report 59
 - b) CASA Report 60
 - c) General Report
 - d) Other

- H. Bill Gamblin, Director, 911 Administration
 - 1) Items to be Presented for Information:
 - a) Status Reports, March 2005 61-108
 - b) General Report
 - c) Other

- I. David Owens, McLean County Sheriff
 - 1) Items to be Presented for Information:
 - a) McLean County Detention Facility Population Report, April 2005 109-111
 - b) General Report
 - c) Other

- J. Bill Yoder, McLean County State's Attorney
 - 1) Items to be Presented for Information:
 - a) General Report 112-113
 - b) Other

5. Other Business and Communication

6. Recommend payment of Bills and Transfers, if any, to the County Board

7. Adjournment

REPORT A
ACTIVITY OF ALL CIVIL CASES
DURING THE MONTH OF MARCH 2005
IN THE CIRCUIT COURT OF THE 11th JUDICIAL CIRCUIT
McLEAN COUNTY

CATEGORY	BEGIN PENDING	CODE	NEW FILED	REINSTATED	DISPOSED	END PENDING 2005	END PENDING 2004
Adoption	25	AD	9	0	3	31	28
Arbitration	242	AR	83	15	63	277	271
Chancery	193	CH	20	0	29	184	173
Dissolution of Marriage	444	D	62	1	58	449	574
Eminent Domain	8	ED	0	0	0	8	3
Family	189	F	41	1	37	194	194
Law => \$50,000 - Jury	290	L	11	0	11	290	270
Law => \$50,000 - Non-Jury	142	L	8	0	4	146	152
Law = < \$50,000 - Jury	8	LM	0	0	0	8	10
Law = < \$50,000 - Non-Jury	139	LM	83	3	71	154	126
Municipal Corporation	1	MC	0	0	0	1	1
Mental Health	12	MH	11	0	15	8	10
Miscellaneous Remedy	152	MR	39	0	34	157	151
Order of Protection	16	OP	17	0	20	13	15
Probate	1,079	P	23	0	34	1,068	1,104
Small Claim	499	SC	229	42	260	510	504
Tax	5	TX	0	0	0	5	10
TOTAL CIVIL	3,444		636	62	639	3,503	3,596

REPORT B
ACTIVITY OF ALL CRIMINAL CASES
DURING THE MONTH OF MARCH 2005
IN THE CIRCUIT COURT OF THE 11TH JUDICIAL CIRCUIT
McLEAN COUNTY

	BEGIN PENDING	CODE	NEW FILED	NO. OF DEFTS. NEW	REINSTATED	DISPOSED	END PENDING 2005	END PENDING 2004
CONTEMPT OF COURT	4	C.C.	4	4	0	3	5	9
CRIMINAL FELONY	876	CF	97	97	0	112	861	872
CRIMINAL MISDEMEANOR	964	CM	228	228	0	163	1,029	1,006
TOTAL CRIMINAL	1,844		329	329	0	278	1,895	1,887

REPORT C
 ACTIVITY OF ALL JUVENILE CASES
 DURING THE MONTH OF MARCH 2005
 IN THE CIRCUIT COURT OF THE 11TH JUDICIAL CIRCUIT
 McLEAN COUNTY

CATEGORY	BEGIN PENDING	CODE	NEW FILED	NO. OF DEFTS. NEW	REINSTATED	DISPOSED	END PENDING 2005	END PENDING 2004
JUVENILE	19	J	5	5	1	0	25	33
JUVENILE ABUSE & NEGLECT	309	JA	9	9	1	14	305	228
JUVENILE DELINQUENT	96	JD	3	3	7	26	80	115
TOTAL JUVENILE	424		17	17	9	40	410	376

REPORT D
 ACTIVITY OF ALL OF ALL DUI/TRAFFIC/CONSERVATION/ORDINANCE CASES
 DURING THE MONTH OF MARCH 2005
 IN THE CIRCUIT COURT OF THE 11TH JUDICIAL CIRCUIT
 McLEAN COUNTY

CATEGORY	BEGIN PENDING	CODE	NEW FILED	REINSTATED	DISPOSED	END PENDING 2005	END PENDING 2004
CONSERVATION VIOLATION	10	CV	0	0	1	9	12
DRIVING UNDER THE INFLUENCE	491	DT	90	0	88	493	423
ORDINANCE VIOLATION	926	OV	151	0	290	787	925
TRAFFIC VIOLATION	16,534	TR	3,177	28	4,813	14,926	15,358
TOTALS:	17,961		3,418	28	5,192	16,215	16,718

REPORT NO. E
TIME LAPSE OF ALL CASES DISPOSED OF BY JURY VERDICT
IN ALL CATEGORIES
DURING THE MONTH OF MARCH 2005
IN THE CIRCUIT COURT OF THE 11th JUDICIAL CIRCUIT
McLEAN COUNTY

CASE NUMBER	FILING DATE	DATE OF VERDICT
03 L 99	6/12/03	3/16/05
01 L 171	01/15/01	3/25/05
04 CF 976	11/3/04	3/3/05
04 CF 943	10/25/04	3/8/05
04 CF 1082	12/2/04	3/9/05
04 CF 857	9/29/04	3/11/05

NOTE: THIS REPORT SHOULD NOT INCLUDE ANY REINSTATED CASES UNLESS TIME-LAPSE IS COMPUTED FROM DATE OF REINSTATEMENT.

REPORT F
DISPOSITION OF DEFENDANTS CHARGED WITH FELONIES⁽¹⁾
DURING THE MONTH OF MARCH 2005
IN THE CIRCUIT COURT OF THE 11TH JUDICIAL CIRCUIT
McLEAN COUNTY

NOLLE	NOT CONVICTED						CONVICTED			TOTAL DEFENDANTS DISPOSED OF
	S.O.L.	REDUCED TO MISDEMEANOR	DISMISSED	OTHER(2)	ACQUITTED BY		GUILTY PLEA	BENCH TRIAL	JURY TRIAL	
					BENCH TRIAL	JURY TRIAL				
18	0	11	0	1	2	74	3	3	112	

(1) NOT NECESSARILY DIFFERENT DEFENDANTS
 (2) INCLUDES COURT ACTION: NO BILL, TRANSFERRED/NO JURISDICTION, DEATH SUGGESTED/CAUSE ABATED, UNFIT TO STAND TRIAL, SEXUALLY DANGEROUS, TRANSFERS TO WARRANT CALENDAR, AND EXTRADITION PROCEEDING FILED AS A FELONY.

*1 Case was NOT GUILTY for reason of insanity
 1 Case was let on pending that was term in August

REPORT F
DISPOSITION OF DEFENDANTS CHARGED WITH FELONIES⁽¹⁾
THROUGH THE MONTH OF MARCH 2005
IN THE CIRCUIT COURT OF THE 11TH JUDICIAL CIRCUIT
McLEAN COUNTY

	NOT CONVICTED							CONVICTED			TOTAL DEFENDANTS DISPOSED OF
	NOLLE	S.O.L.	REDUCED TO MISDEMEANOR	DISMISSED	OTHER(2)	ACQUITTED BY		GUILTY PLEA	BENCH TRIAL	JURY TRIAL	
						BENCH TRIAL	JURY TRIAL				
JAN	4	0	8	0	0	0	1	54	0	0	67
FEB	14	0	5	2	0	0	1	76	0	0	98
MAR	18	0	11	0	1	2	0	74	3	3	112
APR											
MAY											
JUNE											
JULY											
AUG											
SEPT											
OCT											
NOV											
DEC											
TOTAL	36	0	24	2	1	2	2	204	3	3	277

1) NOT NECESSARILY DIFFERENT DEFENDANTS
2) INCLUDES COURT ACTION: NO BILL, TRANSFERRED/NO JURISDICTION, DEATH SUGGESTED/CAUSE ABATED, UNFIT TO STAND TRIAL, SEXUALLY DANGEROUS, TRANSFERS TO WARRANT CALENDAR, AND EXTRADITION PROCEEDING FILED AS A FELONY.

REPORT G
SENTENCE OF DEFENDANTS CHARGED WITH FELONIES
DURING THE MONTH OF MARCH 2005
IN THE CIRCUIT COURT OF THE 11th JUDICIAL CIRCUIT
McLEAN COUNTY

TOTAL NUMBER OF DEFENDANTS CONVICTED OF FELONIES BY GUILTY PLEA, BENCH TRIAL AND JURY TRIAL (FROM REPORT F). THIS TOTAL MUST EQUAL THE NUMBER OF FELONY SENTENCES ON THE FELONY SENTENCE TABLE BELOW.

TOTAL NUMBER OF CONVICTED FELONIES: 80
(FROM REPORT F)

FELONY SENTENCE TABLE

	CLASS M	CLASS X	CLASS 1	CLASS 2	CLASS 3	CLASS 4	TOTALS
1. DEATH	0	0	0	0	0	0	0
2. LIFE	0	0	0	0	0	0	0
3. IDOC	0	1	6	11	4	14	36
4. PROBATION	0	0	5	6	14	18	43
5. OTHER	0	0	0	0	1	0	1
TOTALS:	0	1	11	17	19	32	80

* Conditional Discharge

REPORT H
ORDERS OF PROTECTION ISSUED
DURING THE MONTH OF MARCH 2005
IN THE CIRCUIT COURT OF THE 11TH JUDICIAL CIRCUIT
McLEAN COUNTY

	<u>EMERGENCY</u>	<u>INTERIM</u>	<u>PLENARY</u>
DIVORCE	1	0	0
FAMILY (OP)	9	0	3
CRIMINAL	5	1	5
TOTAL:	15	1	8

REPORT A
ACTIVITY OF ALL CIVIL CASES
DURING THE FIRST QUARTER OF 2005
IN THE CIRCUIT COURT OF THE 11TH JUDICIAL CIRCUIT
McLEAN COUNTY

CATEGORY	BEGIN PENDING	CODE	NEW FILED	REINSTATED	DISPOSED	END PENDING 2005	END PENDING 2004
Adoption	18	AD	21	0	8	31	28
Arbltration	260	AR	169	33	185	277	271
Chancery	190	CH	92	0	98	184	173
Dissolution of Marriage	461	D	159	1	172	449	574
Eminent Domain	9	ED	0	0	1	8	3
Family	185	F	97	1	89	194	194
Law => \$50,000 - Jury	282	L	35	0	27	290	270
Law => \$50,000 - Non-Jury	140	L	20	0	14	146	152
Law = < \$50,000 - Jury	7	LM	0	1	0	8	10
Law = < \$50,000 - Non-Jury	126	LM	217	13	202	154	126
Municipal Corporation	1	MC	0	0	0	1	1
Mental Health	8	MH	36	0	36	8	10
Miscellaneous Remedy	152	MR	87	0	82	157	151
Order of Protection	12	OP	49	0	48	13	15
Probate	1,077	P	72	0	81	1,068	1,104
Small Claim	443	SC	603	129	665	510	504
Tax	5	TX	0	0	0	5	10
TOTAL CIVIL	3,376		1,657	178	1,708	3,503	3,596

REPORT B
 ACTIVITY OF ALL CRIMINAL CASES
 DURING THE MONTH OF MARCH 2005
 IN THE CIRCUIT COURT OF THE 11TH JUDICIAL CIRCUIT
 McLEAN COUNTY

	BEGIN PENDING	CODE	NEW FILED	NO. OF DEFTS. NEW	REINSTATED	DISPOSED	END PENDING 2005	END PENDING 2004
CONTEMPT OF COURT	6	C.C.	8	8	0	9	5	9
CRIMINAL FELONY	805	CF	331	331	2	277	861	872
CRIMINAL MISDEMEANOR	895	CM	642	642	0	508	1,029	1,006
TOTAL CRIMINAL	1,706		981	981	2	794	1,895	1,887

REPORT C
 ACTIVITY OF ALL JUVENILE CASES
 DURING THE 1ST QUARTER 2005
 IN THE CIRCUIT COURT OF THE 11TH JUDICIAL CIRCUIT
 McLEAN COUNTY

CATEGORY	BEGIN PENDING	CODE	NEW FILED	NO. OF DEFTS. NEW	REINSTATED	DISPOSED	END PENDING 2005	END PENDING 2004
JUVENILE	19	J	6	6	1	1	25	33
JUVENILE ABUSE & NEGLECT	304	JA	36	36	1	36	305	228
JUVENILE DELINQUENT	98	JD	24	24	28	70	80	115
TOTAL JUVENILE	421		66	66	30	107	410	376

REPORT D
 ACTIVITY OF ALL DUI/TRAFFIC/CONSERVATION/ORDINANCE CASES
 DURING THE FIRST QUARTER 2005
 IN THE CIRCUIT COURT OF THE 11TH JUDICIAL CIRCUIT
 McLEAN COUNTY

CATEGORY	BEGIN PENDING	CODE	NEW FILED	REINSTATED	DISPOSED	END PENDING 2005	END PENDING 2004
CONSERVATION VIOLATION	18	CV	0	0	9	9	12
DRIVING UNDER THE INFLUENCE	458	DT	250	0	215	493	423
ORDINANCE VIOLATION	967	OV	420	0	600	787	925
TRAFFIC VIOLATION	16,126	TR	9,562	75	10,837	14,926	15,358
TOTALS:	17,569		10,232	75	11,661	16,215	16,718

REPORT NO. E
TIME LAPSE OF ALL CASES DISPOSED OF BY JURY VERDICT
IN ALL CATEGORIES
DURING THE FIRST QUARTER OF 2005
IN THE CIRCUIT COURT OF THE 11th JUDICIAL CIRCUIT
McLEAN COUNTY

CASE NUMBER	FILING DATE	DATE OF VERDICT
01 L 178	10/23/01	1/13/05
04 TR 16602	8/2/04	1/11/05
04 DT 451	6/28/04	1/13/05
04 CF 700	8/2/04	1/11/05
04 CF 65	1/20/04	1/14/05
04 CF 656	7/21/04	1/21/05
00 L 205	12/8/00	2/24/05
04 CF 80	1/22/04	2/9/05
04 CM 1727	9/28/04	2/10/05
04 CF 637	7/19/04	2/16/05
04 CF 485	5/25/04	2/17/05
04 DT 591	8/17/04	2/8/05
04 DT 342	5/10/04	2/9/05
04 DT 534	7/30/04	2/10/05
03 L 99	6/12/03	3/16/05
01 L 171	01/15/01	3/25/05
04 CF 976	11/3/04	3/3/05
04 CF 943	10/25/04	3/8/05
04 CF 1082	12/2/04	3/9/05
04 CF 857	9/29/04	3/11/05

NOTE: THIS REPORT SHOULD NOT INCLUDE ANY REINSTATED CASES UNLESS TIME-LAPSE IS COMPUTED FROM DATE OF REINSTATEMENT.

REPORT F
DISPOSITION OF DEFENDANTS CHARGED WITH FELONIES⁽¹⁾
DURING THE FIRST QUARTER 2005
IN THE CIRCUIT COURT OF THE 11TH JUDICIAL CIRCUIT
McLEAN COUNTY

NOLLE	NOT CONVICTED						CONVICTED			TOTAL DEFENDANTS DISPOSED OF
	S.O.L	REDUCED TO MISDEMEANOR	DISMISSED	OTHER(2)	ACQUITTED BY		GUILTY PLEA	BENCH TRIAL	JURY TRIAL	
					BENCH TRIAL	JURY TRIAL				
36	0	24	2	1	2	2	204	3	3	277

1) NOT NECESSARILY DIFFERENT DEFENDANTS
 2) INCLUDES COURT ACTION: NO BILL, TRANSFERRED/NO JURISDICTION, DEATH SUGGESTED/CAUSE ABATED, UNFIT TO STAND TRIAL, SEXUALLY DANGEROUS, TRANSFERS TO WARRANT
 3) ALLENDAIR, AND EXTRADITION PROCEEDING FILED AS A FELONY.

Directed verdict

REPORT G
SENTENCE OF DEFENDANTS CHARGED WITH FELONIES
DURING THE FIRST QUARTER OF 2005
IN THE CIRCUIT COURT OF THE 11th JUDICIAL CIRCUIT
McLEAN COUNTY

TOTAL NUMBER OF DEFENDANTS CONVICTED OF FELONIES BY GUILTY PLEA, BENCH TRIAL AND JURY TRIAL (FROM REPORT F). THIS TOTAL MUST EQUAL THE NUMBER OF FELONY SENTENCES ON THE FELONY SENTENCE TABLE BELOW.

TOTAL NUMBER OF CONVICTED FELONIES: 210
(FROM REPORT F)

FELONY SENTENCE TABLE

	CLASS M	CLASS X	CLASS 1	CLASS 2	CLASS 3	CLASS 4	TOTALS
1. DEATH	0	0	0	0	0	0	0
2. LIFE	0	0	0	0	0	0	0
3. IDOC	0	2	15	16	16	42	91
4. PROBATION	0	0	10	24	31	48	113
5. OTHER	0	0	0	0	1	5	6
TOTALS:	0	2	25	40	48	95	210

REPORT H
ORDERS OF PROTECTION ISSUED
DURING THE 1ST QUARTER 2005
IN THE CIRCUIT COURT OF THE 11TH JUDICIAL CIRCUIT
McLEAN COUNTY

	<u>EMERGENCY</u>	<u>INTERIM</u>	<u>PLENARY</u>
DIVORCE	2	1	0
FAMILY (OP)	24	1	7
CRIMINAL	9	5	12
TOTAL:	35	7	19

Memorandum

To: Honorable Members of the Justice Committee

CC: John M. Zeunik, County Administrator

From: Sandra K. Parker *Sandy*

Date: 4/26/2005

Re: April Committee Questions Regarding Caseload

At the Committee Meeting held in April, some questions were raised by Member Rackauskas and others regarding the Juvenile and DUI Caseload. I have prepared the following summary for your review.

The table below shows the New Case filings for Juvenile and DUI cases beginning in 1996.

	1996	1997	1998	1999	2000	2001	2002	2003	2004	YTD March 2005
J	34	29	29	18	30	15	21	8	12	6
JA	78	92	118	150	145	70	86	105	224	36
JD	179	192	146	162	147	166	161	110	175	24
DUI	725	702	739	773	836	762	883	835	947	250

As you can see these caseloads can fluctuate quite a bit, however with the exception of 2001, the DUI caseload has been growing over time. Questions concerning the changes in Juvenile Case Filings are best answered by the State's Attorney's Office, who determines whether or not cases should be filed.

We did a specialized report from EJS on DUI filings to see if we could pinpoint the source of any large increases. This report is inflated by 6 cases because of dual agencies being involved in the arrests. This error is insignificant to our purpose here. The inflated numbers are in 2002 and 2004. The details of that report are below. Neither Bloomington nor Normal has had any type of DUI enforcement grant for several years. Normal did indicate that they do hire back on an overtime basis, off duty police to focus on DUI enforcement on certain weekends.

The Sheriff has an IDOT grant that covers Speed Enforcement, Seat Belt enforcement and DUI; however the numbers of citations written by the County generally do not comprise a significant part of the totals. The County did show an increase of 50 citations in 2004 and the Illinois State Police increased by 103 over 2003 filings. The good news is that the fine revenue from both the Sheriff's Tickets and the Illinois State Police remain with us and are deposited into the County General Fund.

DUI CASE FILINGS BY AGENCY AS OF April 5, 2005

Agency	2002	2003	2004	2005
Bloomington PD	242	213	209	62
Chenoa PD	7	19	55	8
Colfax PD	1		1	
Danvers PD	1	2	1	1
Dept. of Natural Resources - Traffic Viol		1		
Gridley PD		1		
Heyworth PD	1	3	5	
Hudson PD	7	2	1	1
Illinois State Police	61	86	183	62
Illinois State University PD	14	16	13	5
Leroy PD	15	11	22	6
Lexington PD	11	16	7	1
McLean County Sheriff PD	146	117	160	44
McLean PD	1			
Normal PD	379	348	293	68
Total Filed	886	835	950	258

May 2, 2005

**McLean County Board
Justice and Public Safety Committee
Bloomington, IL 61701**

Re: Monthly Caseload - MONTH ENDING MARCH 31, 2005

Dear Committee Members:

Pursuant to statute, I am forwarding this report to your attention and I am causing a copy to be filed with the Circuit Clerk's office of McLean County.

During the above-mentioned time period, in the discharge of our duties to indigent persons in McLean County we have been assigned the following new cases in the area set forth. The activities in which we are involved differ in no substantial manner from those which have earlier been reported.

CASE TYPES	MONTHLY TOTALS 2004	MONTHLY TOTALS 2005	YTD TOTALS 2004	YTD TOTALS 2005	% CHANGE YTD
FELONIES	99	140	270	290	7%
MISDEMEANORS	98	126	298	320	7%
DUI	29	29	64	75	15%
TRAFFIC	64	59	190	164	<14%>
JUVENILE	14	10	56	42	<25%>
(DELINQUENT)	10	5	33	18	<45%>
(ABUSE/NEGLECT)	4	5	23	24	4%
MENTAL HEALTH CASES	2	6	3	11	73%
Involuntary Commitment	2	5	3	8	63%
Medication Compliance Orders	0	1	0	3	100%
POST-CONVICTION & SVPKA CASES	0	1	0	3	100%
TOTAL	306	371	881	905	3%

Following are the caseload assignments to each of the full-time and contract attorneys for the reporting month of: **MONTH ENDING: March 31, 2005.**

CASE TYPE	PUBLIC DEFENDER ATTORNEYS	NEW MONTHLY TOTALS	YTD TOTALS	NEW PTR/REVIEW TOTALS
F	TRACY SMITH	9	29	7
F	JAMES TUSEK	20	33	11
F	RONALD LEWIS	17	30	6
F	BRIAN MCELLOWNEY	14	31	5
F	JOHN WRIGHT-C	7	19	N/A
F	LEE ANN HILL-C	11	21	N/A
F	TONY TOMKIEWICZ-C	9	21	N/A
F	CARLA HARVEY	23	54	1
M	CARLA HARVEY	26	93	0
F	LARRY SPEARS	16	24	1
M	LARRY SPEARS	38	92	1
M	DAWN NATION	60	133	2
DUI	MILLCENT ROTH	29	75	22
TR	MILLCENT ROTH	59	164	10
JD	ART FELDMAN	5	18	16
F	ART FELDMAN	1	1	0
JA	JON MCPHEE	4	18	N/A
JA	ROB KEIR	3	13	N/A
JA	ALAN NOVICK-C	0	1	N/A
PC/SVP	KEITH DAVIS-C	1	3	N/A
PVT	PRIVATE COUNSEL	18	70	N/A
W/D	WITHDRAWN	9	27	N/A

PTR= Petition to Revoke Probation
 F = Felony
 J = Juvenile
 O = Other
 P.C.=Post Conviction Remedy Cases

C= Contract Attorney (6-7 Cases per Month)
 DUI= DUI
 TR= Traffic
 M= Misdemeanor

May 2, 2005

TO: Justice Committee

FROM: Amy Johnson Davis

RE: Monthly Report

MARCH 2005 DISPOSITIONS

DISPOSITION	FELONY	MISDEMEANOR	TRAFFIC / DUI
PLEA / ORIGINAL OFFER	28	35	55
PLEA / LESSER	19	20	4
BENCH TRIAL / WIN	1	0	0
BENCH TRIAL / LOSS	0	0	0
JURY TRIAL / WIN	0	0	0
JURY TRIAL / LOSS	0	0	0
DISMISSED / UPFRONT	6	1	1
DISMISSED / TRIAL	2	9	3
KNOCKDOWN	1	0	0
DISMISSED PER PLEA	5	5	3
PRIVATE COUNSEL	11	5	2
PLEA / BLIND	8	0	1
REFILED AS FELONY	N/A	0	0
WITHDRAWN	2	5	2
DIRECTED VERDICT	0	0	0
P.D. DENIED/NOT RECOMMENDED	3	0	0

**Office of the Coroner
McLean County
MARCH REPORT**

	MAR 2005	MAR 2004	TYTD 2005	LYTD 2004
<i>Cases</i>	78	70	223	226
<i>Autopsies</i>	5	12	25	27
<i>Out/County Autopsies</i>	28	42	81	108
<i>Inquests</i>	8	3	20	20

TOTAL DEPOSITS

2005 REVENUE

<i>Copy Fees</i>	\$ 387.00
<i>Morgue Fees</i>	\$10,466.00
<i>Reim/Services</i>	\$0
<i>Paid to Facilities Mgt.</i>	\$ 4,374.00

DEATH INVESTIGATIONS THAT INCLUDE AUTOPSY AND FOLLOW-UP

Traffic Crash – 0

Medical/Sudden death – 3

Homicide – 1

Other (pending tox. & autopsy results and/or inquest ruling) – 1

OPEN DEATH INVESTIGATIONS

Traffic Crash – 0 Homicide – 3

Medical/Sudden death – 4 Other/Pending - 7

**ILLINOIS EMERGENCY
MANAGEMENT AGENCY**



ROD R. BLAGOJEVICH, GOVERNOR
WILLIAM C. BURKE, DIRECTOR

March 25, 2005

Mr. Curtis Hawk, Coordinator
McLean County ESDA
104 W. Front Street
Bloomington, Illinois 61702

Dear Mr. Hawk:

I am pleased to advise you that in accordance with Title 29, Illinois Administrative Rule, Part 301, the McLean County Emergency Operations Plan, dated March, 2005, was reviewed to determine its compliance with the standards established by the Rules for Emergency Services and Disaster Agencies, established pursuant to the Illinois Emergency Management Agency, and was not found to contain deficiencies which would significantly impact your jurisdiction's ability to adequately respond to a disaster.

Enclosed is a remediation plan outlining those areas identified by the Agency reviewer as requiring your attention during the next two-year cycle. The remediation plan will remain on file with your plan until your next update.

Your next update should be received in this office on or before March, 2007.

Sincerely,

Daniel T. Smith
Region Seven Coordinator

Enclosure



COURT SERVICES

Roxanne K. Castleman, Director

104 W. Front Street, P.O. Box 2400 Law & Justice Center Bloomington, IL 61702-2400

Adult Division: (309) 888-5360 Fax (309) 888-5434 Room 103
Juvenile Division: (309) 888-5370 Fax (309) 888-5831 Room 601

Memo

To: Honorable Members of the Justice Committee

From: Roxanne K. Castleman *RKC*

CC: Chief Judge Elizabeth A. Robb

Date: April 25, 2005

Re: Juvenile Detention Re-accreditation Contract

The McLean County Juvenile Detention Center received initial accreditation from the American Correctional Association (ACA) in 1996, and was re-accredited in 1999 and 2003. The present three (3) year accreditation will end in January 2006.

McLean County is one of only two juvenile detention centers in the State of Illinois that is accredited by ACA. There are many advantages to being an accredited facility. Aside from improving the quality of life for the juveniles and staff, it also decreases the county's liability insurance cost, and allows McLean County to have a stronger defense against litigation.

I believe McLean County should continue the process of having the McLean County Juvenile Detention Center accredited, and would so recommend. I have attached for your review a copy of the contract for re-accreditation that needs approval of the McLean County Board.

Mr. Dave Goldberg and I will be present at the upcoming Justice Committee meeting to answer any questions you may have.

Attachment

AMERICAN CORRECTIONAL ASSOCIATION

4380 FORBES BOULEVARD • LANHAM, MARYLAND 20706-4322

301 • 918 • 1800 Fax 301 • 918 • 1900

WWW.ACA.ORG



March 29, 2005

EXECUTIVE COMMITTEE

Gwendolyn C. Chunn, NC
President

Harold W. Clarke, NE
Vice President

Gary D. Maynard, IA
President-Elect

Evelyn I. Ridley-Turner, IN
Treasurer

Charles J. Kehoe, VA
Immediate Past President

Mary Ann Saar, MD
Board of Governors
Representative

Mark H. Saunders, OH
Board of Governors
Representative

James A. Gondles, Jr., CAE
Executive Director

David D. Goldberg, Superintendent
McLean County Juvenile Detention Center
903 North Main
Normal, IL 61761

Dear Superintendent Goldberg:

The three-year accreditation award for the McLean County Juvenile Detention Center will end in January 2006. To keep your accreditation continuous, it is our suggestion that you contact your regional manager now to schedule your accreditation audit. In order for your facility to be considered at the panel hearings in January 2006, your audit must be completed no later than October 7, 2005.

Enclosed are copies of the Reaccreditation Contract which will formally enter the McLean County Juvenile Detention Center in the reaccreditation process. Please have both originals signed and return them to this office along with the enclosed Organization Summary to my attention before the first payment due date. A fully executed contract will be returned to you when the Association's Executive Director, James A. Gondles, Jr., signs them.

If you have any questions concerning reaccreditation, please do not hesitate to call our office at (301) 918-1835. Thank you for your continuous support of accreditation. We look forward to hearing from you and working with you in the future.

Sincerely,

Randal Williams

Office Manager

Standards and Accreditation

AMERICAN CORRECTIONAL ASSOCIATION

ACCREDITATION CONTRACT

THIS CONTRACT is made by and between the American Correctional Association, hereinafter referred to as the "Association," and the undersigned, the McLean County Juvenile Detention Center, hereinafter referred to as the "Agency."

WITNESSETH:

WHEREAS, the Association has been established and exists for the purpose of improving correctional agencies, institutions and programs through the process of accreditation; and,

WHEREAS, accreditation is a process administered by an impartial, elected Commission which certifies whether or not an agency, institution or program meets and maintains compliance with American Correctional Association standards in order to be accredited; and,

WHEREAS, the Association has developed the Manual of Standards for Juvenile Detention Facilities, third edition, and the 2004 Standards Supplement, containing standards approved for the accreditation of such agencies, facilities, and programs; and,

WHEREAS, the Commission is in the process of accrediting Juvenile Detention Facilities throughout the United States; and,

WHEREAS, the Agency realizes the benefits accruing from accreditation and wishes to seek accreditation from the Commission.

NOW, THEREFORE, in consideration of the mutual covenants and conditions, the parties hereby agree as follows:

1. The Agency:

- a. Accepts the standards and criteria for accreditation, including subsequent modifications or amendments thereto;
- b. Has statutory and/or other legal authority to enter into this Contract with reference to its decision to seek accreditation for the following specified agencies, facilities or programs:

McLean County Juvenile Detention Center

- c. Will adhere to the policies and procedures of the Commission and the Association with reference to the accreditation process as stated in the Agency Manual of Accreditation Policy and Procedure, and other documents supplied by the Association; and,
- d. Will strive at all times to achieve and/or maintain the accreditation status, as specified in the Agency Manual of Accreditation Policy and Procedure.

2. The Association shall:

- a. Use only standards approved by the American Correctional Association in the accreditation process, making judgments of compliance based on written documentation, visual confirmation, or both;
- b. Provide information on the accreditation program and process, and the participation of the

- agency, facility or program therein, to the Agency's governing and/or contract authority;
- c. Conduct an orientation to the accreditation program and process, if requested, at the Agency's expense;
 - d. Cooperate with the Agency, its Administrator, Accreditation Manager and staff in requests for assistance, information, and materials required in the implementation and conduct of the accreditation process;
 - e. Appoint all auditors/consultants based upon their experience and demonstrated knowledge;
 - f. Conduct reconsideration hearings using procedures approved by the Association and the Board of Commissioners;
 - g. Maintain, in accordance with its policies and procedures, confidentiality of all documents submitted as part of the accreditation process, including, but not limited to, the Self-Evaluation Report and the Visiting Committee Reports;
 - h. Provide to the agency, facility, or program if awarded accreditation, a Certificate of Accreditation; this certificate shall identify the agency, facility, or program and the year in which accreditation is awarded; the certificate and all copies and facsimiles remain the property of the American Correctional Association, and shall be returned to the Association upon the expiration or loss, for any reason, of accreditation; and,
 - i. Publish the name of the accredited agency, facility, or program in an annual summary.
3. The Agency hereby covenants and agrees to pay an accreditation fee in the amount of **\$10,900.00** payable without deduction or refund as stipulated in the following schedule:
- a. In consideration of preparation, planning and activating the accreditation process for the herein named agency, facility, or program which involves staff time and other expenses, 50% of the total accreditation fee **\$5,450.00** shall be payable within 30 days from the commencement of this contract, but not later than July 6, 2005.
 - b. In consideration of completion of the standards compliance audit, the remaining 50% of the total accreditation fee **\$5,450.00** shall be due on January 6, 2006, or 30 days after completion of the audit, whichever comes first.
 - c. This accreditation fee includes attendance before the Commission panel hearing for one person. This includes round trip supersaver airfare, airport or hotel parking, two nights lodging (not to exceed the lowest, single ACA rate for the headquarter hotel), per diem of \$32.00 per day – \$6.00 for breakfast, \$10.00 for lunch and \$16.00 for dinner (up to 2.5 days), and miscellaneous expenses totaling \$25.00.
4. The Agency hereby agrees to pay in addition to the accreditation fee provided for in paragraph 3 the actual cost of a reaudit, plus 25% administrative fee, not to exceed \$3,000.00, for any reaudit necessary to verify required minimum levels of compliance with standards and/or compliance with life-health-safety standards found in non-compliance at the time of the standards compliance audit or monitoring visit.
5. The Agency agrees to pay, in addition to the other accreditation fees provided herein, for the actual cost of field consultation services to the facility/program, which are requested in writing by the agency. The cost will be the actual expenses of the visit plus 25% administrative fee, not to exceed \$3,000.00.
6. a. This Contract shall be effective upon signing by the second party, and shall remain in full force until the earlier of 3 years after accreditation is granted or the Contract is terminated pursuant to subparagraph b).
- b. The Agency may terminate this Contract upon 30 days written notice to the Association. The

Association may terminate this Contract for cause, upon 30 days written notice to the Agency. The Association's decision of termination may be appealed by the Agency within 30 days of notification of the decision.

- c. This contract will automatically expire 24 months from the date of execution by the Association in the event that a standards compliance audit has not occurred.
- d. All accreditation, administrative, and annual fees due are payable as of the effective date of termination, shall remain a debt to the Association, and all fees paid are non-refundable.

7. This Contract shall be governed in all respects by the laws of the State of Illinois.

IN WITNESS WHEREOF, the parties hereto have caused this contract to be signed by their duly authorized representatives. The dates of the contract period will be adjusted in accordance with the date of the agency's signature.

For the:

For the:

MCLEAN COUNTY JUVENILE DETENTION CENTER

AMERICAN CORRECTIONAL ASSOCIATION

By: _____

By: _____

Title: _____

Title: Executive Director

Date: _____

Date: _____

Please send invoice to:

Name: _____

Facility: _____

Address: _____

Telephone Number: _____

March 2005

COURT SERVICES ADULT/JUVENILE DIVISION STATISTICS

ADULT DIVISION

6 Officer Supervision Unit plus 3 Officer PSI Unit

Total Caseload – 1042 (1045 last month)

Average caseload per officer 174 (60 AOIC recommendation – 175 last month)

Presentence Reports Completed – 37 (14 last month)

* Total Workload Hours Needed – 1884.00 (1623.00 last month)

** Total Hours Available - 1650.00

* According to AOIC standards it would take this amount of hours per month to complete all requirements of case supervision and report writing.

** The number of work hours available to the division (10 officers working 150 hours each per month).

AOIC workload standards indicate **an additional 2.06 adult officers are needed.** (.32 last month)

JUVENILE DIVISION

4 Officer Division

Total Caseload – 154 (146 last month)

Average caseload per officer 38.5 (33 AOIC recommendation)

Social History Reports Completed – 15 (10 last month)

* Total Workload Hours Needed – 647.00 (563.00 last month)

** Total Hours Available 600.00

* According to AOIC standards it would take this amount of hours per month to complete all requirements of case supervision and report writing.

** The number of work hours available to the division (4 officers working 150 hours each per month).

AOIC workload standards indicate **an additional .32 juvenile officers are needed.** (-.25 last month)

EARLY INTERVENTION PROBATION (EIP)

3 Person unit with a maximum caseload of 45

Total caseload 34

March 2005

SPECIAL PROGRAMS

INTENSIVE PROBATION UNIT ADULT

2 person unit with a maximum caseload of 40

Total Caseload – 47 (47 last month)

INTENSIVE PROBATION UNIT JUVENILE

1 ½ person unit with a maximum caseload of 15

Total Caseload – 15 (13 last month)

DRIVING UNDER THE INFLUENCE UNIT

1 person unit with a maximum caseload of 40

Total Caseload - 55 (51 last month)

JUVENILE INTAKE

2 person unit

Total Preliminary Conferences - 19 (12 last month)

Total Caseload Informal Probation – 46 (51 last month)

Total Intake Screen Reports – 50 (49 last month)

COMMUNITY SERVICE PROGRAM

1 person unit

Total Caseload Adult - 538 (546 last month)

Total Caseload Juvenile - 69 (72 last month)

Total Hours Completed Adult – 5476.00 (\$28,749.00 Symbolic Restitution \$5.25)

Total Hours Completed Juvenile – 465.00 (\$2,41.25 Symbolic Restitution \$5.25)

Total Worksites Used – 38 (38 last month)

DOMESTIC VIOLENCE PROGRAM

3 person unit (2 Officers and 1 Clerk)

Total Probation Caseload – 114 (111 last month)

Total Court Supervision/Conditional Discharge Caseload – 489 (489 last month)

2005
JUVENILE DETENTION CENTER
MCLEAN COUNTY

Ages of Minors Detained	Jan	Feb	Mar	Apr	May	Jun	Jul	Aug	Sep	Oct	Nov	Dec
10	0	0	0	0								
11	0	1	0									
12	1	1	1									
13	1	3	0									
14	4	4	1									
15	2	6	10									
16	8	4	5									
Sex of Minors Detained												
Male	12	14	11									
Female	4	5	6									
Race of Minors Detained												
Caucasian	8	11	7									
African-American	8	8	10									
Hispanic	0	0	0									
Offenses of Which Minor was Detained												
Dispositional Detention	1	8	6									
Warrant	7	4	2									
Aggravated Arson	0	1	0									
Aggravated Battery	0	2	2									
Assault	1	0	0									
Burglary	0	0	1									
DOC Warrant	0	1	0									
Domestic Battery	1	0	2									
Possession of Cannabis	0	0	1									
Possession of Cannabis With Intent to Deliver	1	1	0									
Possession of Controlled Substance		1	0									
Predatory Aggravated Criminal Sexual Assault	1	0	0									
Request for Apprehension	3	1	2									
Robbery	1	0	0									
Unlawful Use of Weapons	0	0	1									

2005
**JUVENILE DETENTION CENTER
 MCLEAN COUNTY**

	Jan	Feb	Mar	Apr	May	Jun	Jul	Aug	Sep	Oct	Nov	Dec
Residence of Minors Detained												
Bloomington	12	12	10									
Normal	3	3	4									
Chenoa	0	1	0									
Chicago	0	1	0									
Decatur	0	1	0									
Fairbury	0	0	1									
Heyworth	1	0	0									
Lexington	0	0	1									
Peoria	0	1	0									
Ransom	0	0	1									
Average Daily Population	8.7	10.9	8.7									
Average Daily Population:YTD	8.7	9.8	9.4									
Number of Days in Detention	271	305	269									
Revenue:	50	50	50									

2005
**JUVENILE DETENTION CENTER
 OUT OF COUNTY**

Ages of Minors Detained	Jan	Feb	Mar	Apr	May	Jun	Jul	Aug	Sep	Oct	Nov	Dec
10	0	0	0	0								
11	0	0	0	0								
12	0	1	1	1								
13	0	2	2	3								
14	6	14	14	6								
15	5	5	5	3								
16	3	4	4	7								
Sex of Minors Detained												
Male	10	14	13									
Female	4	12	7									
Race of Minors Detained												
Caucasian	9	20	17									
African-American	5	6	3									
Hispanic	0	0	0									
Offenses of Which Minor was Detained												
Dispositional Detention	6	18	8									
Warrant	4	2	5									
Aggravated Battery	1	0	1									
Aggravated Domestic Battery	0	1	0									
Arson	0	1	0									
Burglary	0	1	0									
Criminal Damage to Property	1	0	0									
Disorderly Conduct	0	0	1									
DOC Evaluation	2	0	1									
DOC Warrant	0	1	0									
Domestic Battery	0	1	1									
Harassment by Telephone	0	1	0									
Home Confinement Violation	0	0	1									
Mail Tampering	0	0	1									
Possession of Cannabis	0	0	1									

2005
**JUVENILE DETENTION CENTER
 OUT OF COUNTY**

	Jan	Feb	Mar	Apr	May	Jun	Jul	Aug	Sep	Oct	Nov	Dec
Residence of Minors Detained												
DOC	0	1	0	0								
DeWitt	0	0	1									
DuPage	1	0	0									
Livingston	4	8	9									
Logan	4	11	4									
Mercer	0	1	0									
Putnam	0	1	0									
Rock Island	1	1	0									
Tazewell	0	1	3									
Winnabago	0	1	0									
Woodford	4	1	3									
Average Daily Population	3.5	4	7.1									
Average Daily Population:YTD	3.5	3.8	4.9									
Number of Days in Detention	110	112	221									
Revenue:	7890	7330	16740									



**ILLINOIS
CRIMINAL JUSTICE
INFORMATION AUTHORITY**

120 South Riverside Plaza • Suite 1016 • Chicago, Illinois 60606 • (312) 793-8550

March 31, 2005

Ms. Billie Larkin
Executive Director
McLean County Child Protection Network
200 West Front Street, 5th Floor
Bloomington, Illinois 61701

Dear Ms. Larkin:


Enclosed please find interagency agreement #202306 between your office and the Authority for the InfoNet Technology Purchase Program. This grant will support costs for the purchase of an InfoNet computer, printer, and/or high speed Internet access. Specifications for the equipment and Internet service are included in Attachment A of the agreement. Costs for one year of Internet service may be supported through this grant only if the procurement is issued and annual service is paid for prior to the termination of the agreement on July 31, 2005.

Please note that the purchase of equipment through this grant must adhere to a competitive procurement process as outlined in Section 11 of the agreement. Therefore, a minimum of three bids must be obtained prior to any purchase. Also, equipment purchased through this grant will be considered property of your agency and you will be responsible for the management and disposition of the equipment, as required in Section 25 of this agreement.

Please review the enclosed document and notify me if revisions are necessary. If all is in order, please obtain the necessary signatures on the agreement and certification forms and return the entire package to my attention for further processing. In addition, please complete certification, the fiscal information sheet and the cash request form and return them to me with the signed agreement.

If you have any questions, please feel free to contact me at (312) 793-8950.

Sincerely,


Karen M. Griffiths

Enclosures
Cc: 202306

PROGRAM TITLE: CAC Technology Upgrades

AGREEMENT NUMBER: 202306

PREVIOUS AGREEMENT NUMBER(S):

ESTIMATED START DATE: March 1, 2005

SOURCES OF PROGRAM FUNDING:

Victims of Crime Act/FY 02 Funds \$ 2,349
Matching Funds \$ 588
Over-Matching Funds \$
Total: \$ 2,937

IMPLEMENTING AGENCY: The County of McLean on behalf of the McLean County Child Protection Network

ADDRESS: 200 W. Front Street, Suite 500B
Bloomington, Illinois 61701

FEDERAL EMPLOYER IDENTIFICATION NUMBER: 37-6001869

AUTHORIZED OFFICIAL: Michael Sweeney
TITLE: McLean County Board Chairman
TELEPHONE: 309-888-5110

PROGRAM FINANCIAL OFFICER: Rebecca McNeil
TITLE: Treasurer
TELEPHONE: 309-888-5100

PROGRAM AGENCY: McLean County Child Protection Network/CASA

ADDRESS: 200 W. Front Street, Suite 500B
Bloomington, Illinois 61701

PROGRAM DIRECTOR: Billie Larkin
TITLE: Executive Director
TELEPHONE: 309-888-5854
E-MAIL: billie@mclean.gov

FISCAL CONTACT PERSON: Mary Whitaker
AGENCY: McLean County Child Protection Network
TITLE: Asst. Director of Operations
TELEPHONE: 309-888-5853
FAX: 309-888-4969
E-MAIL: marywh@mclean.gov

PROGRAM CONTACT PERSON: Laura Tuffentsamer
TITLE: Associate Director of Training
TELEPHONE: 309-888-5852
FAX: 309-888-4969
E-MAIL: laurat@mclean.gov

INTERAGENCY AGREEMENT

Victims of Crime Act of 1984

This interagency agreement is entered into by the Illinois Criminal Justice Information Authority, with its offices at 120 South Riverside Plaza, Chicago, Illinois 60606, hereinafter referred to as the "Authority", and The County of McLean on behalf of the McLean County Child Protection Network, hereinafter referred to as the "Implementing Agency," with its principal offices at 200 West Front Street, Bloomington, Illinois 61701, for implementation of the CAC Technology Upgrades Program.

WHEREAS, Section 7(k) of the Illinois Criminal Justice Information Act (20 ILCS 3930/7(k)) establishes the Authority as the agency "to apply for, receive, establish priorities for, allocate, disburse and spend grants of funds that are made available...from the United States pursuant to the federal Crime Control Act of 1973, as amended, and similar federal legislation, and to enter into agreements with the United States government to further the purposes of this Act, or as may be required as a condition of obtaining federal funds;" and

WHEREAS, pursuant to the Victims of Crime Act of 1984, the Authority has been designated as the State agency responsible for administering this program; and

WHEREAS, pursuant to the Authority's rules entitled "Operating Procedures for the Administration of Federal Funds," (20 Illinois Administrative Code 1520 et seq.) the Authority awards federal funds received by the State of Illinois pursuant to the Victims of Crime Act of 1984 and enters into interagency agreements with state agencies, units of local government, and not-for-profit organizations for the use of these federal funds; and

WHEREAS, the priorities of the Illinois Victims of Crime Program are:

Services to victims of crime, with priority given to victims of sexual assault, domestic violence and child abuse, and underserved victims of violent crime;

Services that assist the crime victim in participating in criminal justice proceedings and obtaining compensation for loss suffered as a result of victimization; and

Training of persons who provide services to victims of crime; and

WHEREAS, to ensure the minimum provisions of basic services to all victims of crime, the Authority's Action Plan prioritizes funding programs in the following manner:

Continue current victim service initiatives;

Provide victim services to underserved or unserved areas;

Expand and strengthen current victim services; and

Implement new victim service initiatives after other funding areas are adequately addressed; and

WHEREAS, the Authority designated the Implementing Agency to receive funds for the purpose of implementing a program to address one of the named areas.

NOW, THEREFORE, BE IT AGREED by and between the Illinois Criminal Justice Information Authority and the Implementing Agency as follows:

ILLINOIS CRIMINAL JUSTICE INFORMATION AUTHORITY
Federal and State Grants Unit

SECTION 1. DEFINITIONS

"Program": means a planned, integrated approach to an identified problem which is characterized by clear goals, measurable objectives, the implementation of strategies to achieve those objectives and a mechanism for assessing the effectiveness of those strategies.

SECTION 2. PERIOD OF PERFORMANCE AND COSTS INCURRED

The period of performance of this agreement shall be from March 1, 2005 through July 31, 2005.

Costs incurred before the execution date of this agreement may be charged to this agreement if included in Exhibit B, incurred during the period of performance, and the Implementing Agency performed in accordance with the terms and conditions of this agreement.

The Authority shall not be responsible for costs incurred before or after the period of performance of this agreement.

SECTION 3. COMMENCEMENT OF PERFORMANCE

If performance has not commenced within 60 days of the original starting date of this agreement, the Implementing Agency agrees to report by letter to the Authority the steps taken to initiate the program, the reasons for the delay, and the expected starting date.

If the program is not operational within 90 days of the starting date of this agreement, the Implementing Agency agrees to submit a second letter to the Authority explaining the implementation delay. The Authority may at its discretion either cancel this agreement or extend the implementation date of the program past the 90-day period.

If the program is interrupted for more than 30 days after commencement, due to loss of staff or any other reason, the Implementing Agency agrees to notify the Authority in writing explaining the reasons for the interruption and the steps being taken to resume operation of the program. The Authority may, at its discretion, reduce the amount of federal funds awarded and/or terminate this agreement if the program is interrupted for more than 90 days.

If this agreement is terminated due to this section, the Authority will only pay for those services rendered as of the date service delivery ceased. Any funds advanced to the Implementing Agency and not expended as of that date shall be repaid to the Authority upon notification by the Authority.

SECTION 4. PROGRAM DESCRIPTION AND BUDGET

The Implementing Agency agrees to undertake and perform in a satisfactory manner in accordance with the terms and conditions of this agreement, the program described in the Program Description attached and incorporated as Exhibit A and the Budget attached and incorporated as Exhibit B.

- a) In administering the program described in Exhibit A the Implementing Agency agrees that it:
 - i) Is a nonprofit organization or public agency that provides services to victims of crime;
 - ii) Has a record of providing effective service to victims of crime and at least 20 percent of its financial support (including in-kind contributions) is from non-federal sources; or, if has not yet demonstrated a record of providing services, it can demonstrate that 25-50 percent of its financial support comes from non-federal sources;
 - iii) Utilizes volunteers;

- iv) Promotes coordinated public and private efforts within the community served to aid crime victims;
 - v) Assists victims in seeking available crime victim compensation benefits;
 - vi) Maintains statutorily required civil rights statistics on victims served by race, national origin, sex, age, and disability, and permits reasonable access to its books, documents, papers, and records to determine whether the Implementing Agency is complying with applicable civil rights laws; this requirement is waived when the Implementing Agency is providing a service, such as telephone counseling, where soliciting the information may be inappropriate or offensive to the crime victim;
 - vii) Provides services to victims of federal crimes on the same basis as victims of State and local crimes;
 - viii) Provides services to crime victims, at no charge, through the program described in Exhibit A; and
 - ix) Maintains confidentiality of client-counselor information, as required by State and federal law.
- b) The Implementing Agency certifies that only those costs related to the delivery of direct services to victims of crime shall be paid pursuant to this agreement, in accordance with Exhibit B.

SECTION 5. PAYMENT

The Authority agrees to make payment to the Implementing Agency for the administration and implementation of the program described in Exhibit A. Upon receipt of the fiscal and progress reports described in Section 9 of this agreement, quarterly payments will be made to the Implementing Agency. No payment will be made until all outstanding reports are received by the Authority, including outstanding reports from previously funded Authority programs. In addition, due to the unique requirements of the program being funded, the Implementing Agency may request that an advance payment be made during any quarter and must include supporting documentation with the request. Requests for advance payment are subject to review and approval. No payment will be made to an Implementing Agency unless and until the Implementing Agency is in full compliance with applicable state and federal laws and the terms and conditions of this agreement.

The maximum amount of federal funds payable under this agreement is \$2,349 and is dependent on the expenditure of matching funds as described in Section 6 and Exhibit B, and the performance of the Implementing Agency in accordance with the terms and conditions of this agreement.

The Implementing Agency must provide for the deposit of program funds, including federal and matching funds, into a bank account in the name of the Implementing Agency, either depositing such funds into an account separate from any of its other bank accounts or treating such funds as a separate line item per its budget and audited financial statements. Federal funds shall be immediately deposited into such bank account.

SECTION 6. MATCH

The Implementing Agency certifies that it (a) meets the requirements of Section 4 of this agreement and (b) has at least 20 percent of its support (including in-kind contributions) from sources other than federal funds for the program described in Exhibit A. Therefore one dollar in cash or in-kind match is required for each four dollars of federal funding received.

Failure of the Implementing Agency to apply non-federal financial support to the program described in Exhibit A in the amount of at least 20 percent of such program's costs, shall result in a proportionate reduction in the amount of federal funds awarded under this agreement and may result in the return of funds already awarded. To meet this matching funds requirement, the Implementing Agency shall apply non-federal financial support to the program, as described in Exhibit B.

SECTION 7. OBLIGATIONAL LIMITATION

Payment under this agreement is subject to passage of a suitable and sufficient appropriation by the Illinois General Assembly. Obligations of the State of Illinois will cease immediately without penalty of further payment being required in any fiscal year should the actions of the General Assembly or any applicable funding source result in the failure to appropriate or otherwise make available sufficient funds for this agreement.

SECTION 8. NON-SUPPLANTATION

The Implementing Agency certifies that Federal funds made available under this agreement will not be used to supplant available state and local funds, but will be used to increase the amounts of funds that, in the absence of these Federal and matching funds, would be made available to the Implementing Agency for crime victim assistance services.

SECTION 9. REPORTING REQUIREMENTS

Unless required on a more frequent basis by the Authority, the Implementing Agency agrees to submit the following minimum data to the Authority on a quarterly basis, with quarters beginning at the start of the calendar year, within 15 days following the quarter covered by the report:

- a) **Victim Statistics:** Total number of victims served by program, type of crime, type of services provided, race, national origin, sex, age, and disability, where such information is voluntarily furnished by those receiving services; and
- b) **Staff Information:** Number of hours contributed during the reporting period by paid and volunteer professional and clerical staff and interns.
- c) **Program Information and Activities:** Number of referrals to other agencies.

The Implementing Agency agrees to submit the following information as required by the Authority:

- a) Changes which have been made in the program since receiving the federal funds which will benefit victims of crime;
- b) A short description of how the program has coordinated its activities with other service providers in the community;
- d) A short description of how the program has assisted crime victims in seeking available crime victim compensation benefits;
- e) Victim statistics, including the total number of victims served by criminal justice status (i.e. reporting/non-reporting, prosecution/non-prosecution);
- f) Staff information, including the number of hours of training received by volunteers and paid staff; and
- g) Program information and activities, including the number of hours of training presented, number of

hours of public information and education programs presented.

The Implementing Agency is further required to submit quarterly fiscal reports and to file year-end program financial status reports, the content and form of which will be determined by the Executive Director of the Authority.

The Implementing Agency agrees to report any additional information required by the Executive Director of the Authority.

SECTION 10. MAINTENANCE OF RECORDS

The Implementing Agency agrees to maintain records which document activity reported to the Authority pursuant to Section 9 of this agreement. Such records shall be accessible to the Authority for monitoring purposes no more than 10 days following a request that such records be produced by the Implementing Agency. Inability of the Implementing Agency to produce such records or failure to produce such records shall be cause for suspension or termination of this agreement.

The Implementing Agency agrees to retain financial and program records for a minimum of 3 years after the expiration date of this agreement, or 3 years after closure of Implementing Agency's most recent audit report, whichever is later. The Implementing Agency shall maintain, for this 3-year period, adequate books, records, and supporting documents to verify the amounts, recipients, and uses of all disbursements of funds passing in conjunction with this agreement; the agreement and all books, records, and supporting documents related to the agreement shall be available for review and audit by the Auditor General, federal awarding agency personnel, the Authority, or any person duly authorized by the Authority; and the Implementing Agency agrees to cooperate fully with any audit conducted by the Auditor General, the federal awarding agency, the Authority or any person duly authorized by the Authority, and to provide full access to all relevant materials. Failure to maintain the books, records, and supporting documents required by this Section shall establish a presumption in favor of the State for the recovery of any funds paid by the State under the agreement for which adequate books, records, and supporting documentation are not available to support their purported disbursement.

If any litigation, claim, negotiation, audit, review or other action involving the records has been started before the expiration of the 3-year period, the records must be retained until the completion of the action and resolution of all issues that arise from it or until the end of the regular 3-year period, whichever is later.

SECTION 11. PROCUREMENT REQUIREMENTS, REQUESTS FOR PROPOSALS, CONFLICT OF INTEREST

All procurement transactions shall be conducted by the Implementing Agency in a manner to provide, to the maximum extent practical, open and free competition. The Implementing Agency must use procurement procedures that minimally adhere to all applicable laws, executive orders and federal guidelines. The Implementing Agency shall also adhere, and assure that its contractors and subcontractors adhere, to all applicable certification and disclosure requirements of the Illinois Procurement Code.

The Implementing Agency shall follow its established procurement process if it minimally adheres to applicable federal guidelines, and the following requirements. If the Implementing Agency's established procurement process is less competitive than the following requirements, the following more competitive requirements must be adhered to in lieu of the Implementing Agency's procurement process.

- For procurements of \$100,000 or less, the Implementing Agency must solicit quotes or bids from at least three sources.
- For procurements over \$100,000, the Implementing Agency must formally advertise the proposed procurement

through an Invitation for Bids (IFB), or a Request for Proposals (RFP) process.

All RFPs over \$100,000, that involve the use of federal or matching funds, must be submitted by the Implementing Agency to the Authority for review and written approval prior to their issuance. In addition, the Authority reserves the right to request that any RFP or IFB, regardless of its dollar amount, be submitted to the Authority for review and approval prior to its issuance.

As required by the Authority, the Implementing Agency shall submit documentation regarding its procurement procedures and grant-funded purchases for Authority review and approval, to assure adherence to applicable federal guidelines.

The Implementing Agency agrees to comply with applicable provisions of the Illinois Procurement Code (30 ILCS 500) prohibiting conflicts of interest, and all applicable terms, conditions and provisions of the code are made a part of this agreement the same as though they were incorporated and included herein.

No employee, officer or agent of the Implementing Agency shall participate in the selection, or in the award or administration of a contract supported by federal funds if a conflict of interest, real or apparent, would be involved.

SECTION 12. DISCLOSURE OF SOLICITATION FOR EMPLOYMENT

The Implementing Agency shall notify the Authority's Ethics Officer if the Implementing Agency solicits or intends to solicit for employment any of the Authority's employees during any part of the award funding process or during the term of any interagency agreement awarded.

SECTION 13. ELIGIBILITY FOR EMPLOYMENT IN THE UNITED STATES

The Implementing Agency shall complete and keep on file, as appropriate, the Immigration and Naturalization Service Employment Eligibility Form (I-9). This form shall be used by the Implementing Agency to verify that persons employed by the Implementing Agency are eligible to work in the United States.

SECTION 14. INSPECTION AND AUDIT

If required by revised Office of Management and Budget Circular A-133 "Audits of States, Local Governments, and Non-Profit Organizations," the Implementing Agency agrees to provide for an independent audit of its activities. Audits shall be made annually, unless A-133 allows the Implementing Agency to undergo biennial audits. Audits shall be made in accordance with the General Accounting Standards for Audit of Governmental Organizations, Programs, Activities and Functions, the Guidelines for Financial and Compliance Audits of Federally Assisted Programs, any compliance supplements approved by the Office of Management and Budget, and generally accepted auditing standards established by the American Institute of Certified Public Accountants. Copies of all audits must be submitted to the Authority no later than 9 months after the close of the Implementing Agency's audit period.

Known or suspected violations of any law encountered during audits, including fraud, theft, embezzlement, forgery, or other serious irregularities, must be immediately communicated to the Authority and appropriate federal, State, and local law enforcement officials.

The Implementing Agency agrees to develop and maintain a record-keeping system to document all agreement related activities and expenditures. These records will act as the original source material for compilation of the data required in Section 9 and all other program activity.

The Authority shall have access for purposes of monitoring, audit and examination to all relevant books, documents, papers, and records of the Implementing Agency, and to relevant books, documents, papers and records of subcontractors.

SECTION 15. CLOSE-OUT REQUIREMENTS

Within 45 days of the expiration date of this agreement or any approved extension thereof the following documents must be submitted by the Implementing Agency to the Authority: (a) final financial status report; (b) final progress reports; (c) property inventory report; and (d) other documents required by the Authority.

SECTION 16. NATIONAL HISTORIC PRESERVATION ACT COMPLIANCE

If the Implementing Agency is considering renovation work that would alter or otherwise improve the exterior or interior of a structure that will be used to accommodate the grant program, the Implementing Agency shall assist the Authority and Office for Victims of Crime (OVC) in complying with the National Historic Preservation Act (NHPA).

The Implementing Agency must establish and maintain records to determine if the structure is 50 years or older. If any portion of the structure is 50 years or older, the Implementing Agency shall consult with the Illinois Historic Preservation Agency. The Implementing Agency shall amend the proposed renovation work to avoid any potential adverse impact to an historic structure, as determined as a result of the consultation. The Implementing Agency cannot begin the proposed renovation of a structure 50 years or older until the implementing agency receives written approval from the Authority and OVC.

The Implementing Agency acknowledges that this section applies to proposed renovation work whether or not it is being specifically funded with federal grant or matching funds. As long as the proposed renovation is being conducted by the Implementing Agency or any third party to accommodate the use of the federal grant or matching funds, the Implementing Agency must assist the Authority and OVC in complying with the NHPA.

If the records established and maintained by the Implementing Agency clearly document that the structure is less than 50 years old, the Implementing Agency must submit these documents to the Authority to receive approval for being exempt from the NHPA.

SECTION 17. IMPLEMENTING AGENCY COMPLIANCE

The Implementing Agency agrees to comply with all applicable laws, regulations, and guidelines of the State of Illinois, the Federal Government and the Authority in the performance of this agreement, including but not limited to:

- Those laws, regulations and guidelines specified in Sections 19 and 25 of this agreement.
- The provisions of 28 CFR applicable to grants and cooperative agreements including Part 18, Administrative Review Procedures; Part 20, Criminal Justice Information Systems; Part 22, Confidentiality of Identifiable Research and Statistical Information; Part 23, Criminal Intelligence Systems Operating Policies; Part 30, Intergovernmental Review of Department of Justice Programs and Activities; Part 42, Non-Discrimination/Equal Employment Opportunity Policies and Procedures; Part 46, Protection of Human Subjects; Part 61, Procedures for Implementing the National Environmental Policy Act; Part 63, Floodplain Management and Wetland Protection Procedures; and Part 67, Governmentwide Debarment and Suspension (Nonprocurement).
- Guidance to Federal Financial Assistance Recipients Regarding Title VI Prohibition Against National Origin Discrimination Affecting Limited English Proficient Persons (Federal Register, June 18, 2002, Volume 67, Number 117, Page 41455-41472).
- Section 8136 of the Department of Defense Appropriations Act of 1988 (P.L. 100-463, effective October 1,

1988),

- National Environmental Policy Act of 1969, 42 U.S.C. pars. 4321 et seq.
- National Historic Preservation Act of 1966, 16 U.S.C. pars. 470 et seq.
- Flood Disaster Protection Act of 1973, 42 U.S.C. pars 4001 et seq.
- Clean Air Act of 1970, 42 U.S.C. pars. 7401 et seq.
- Clean Water Act, 33 U.S.C. pars. 1368 et seq.; Executive Order 11738; and EPA regulations (40 CFR Part 15).
- Federal Water Pollution Control Act of 1948, as amended, 33 U.S.C. pars. 1251 et seq.
- Safe Drinking Water Act of 1974, 42 U.S.C. pars. 300f et seq.
- Endangered Species Act of 1973, 16 U.S.C. pars. 1531 et seq.
- Wild and Scenic Rivers Act of 1968, as amended, 16 U.S.C. pars. 1271 et seq.
- Historical and Archeological Data Preservation Act of 1960, as amended, 16 U.S.C. pars. 469 et seq.
- Coastal Zone Management Act of 1972, 16 U.S.C. pars. 1451 et seq.
- Coastal Barrier Resources of 1982, 16 U.S.C. pars. 3501 et seq.
- Indian Self Determination Act, 25 U.S.C. par. 450f.
- Intergovernmental Cooperation Act of 1968, 42 U.S.C. 4201 et seq.
- Uniform Relocation Assistance and Real Property Acquisition Policies Act of 1970, 42 U.S.C. pars. 4601 et seq.
- Hatch Political Activity Act of 1940, as amended, 5 U.S.C. pars. 1501 et seq.
- Animal Welfare Act of 1970, 7 U.S.C. pars. 2131 et seq.
- Demonstration Cities and Metropolitan Development Act of 1966, 42 U.S.C. pars. 3301 et seq.
- Federal Fair Labor Standards Act of 1938, as amended, 29 U.S.C. pars. 201 et seq.

SECTION 18. EQUAL EMPLOYMENT OPPORTUNITY PROGRAM

The following requirements apply to for-profit entities, and state, county or other local units of government: If the Implementing Agency has 50 or more employees, is receiving more than \$25,000, either through this agreement or in aggregate grant funds in any fiscal year, and has a service population with a minority representation of 3 percent or more, the Implementing Agency agrees to formulate, implement and maintain an equal employment opportunity program relating to employment practices affecting minority persons and women. If the Implementing Agency has 50 or more employees, is receiving more than \$25,000, either through this agreement or in aggregate grant funds in any fiscal year, and has a service population with a minority representation of less than 3 percent, the Implementing Agency agrees to formulate, implement and maintain an equal employment opportunity program relating to practices

affecting women. If required by this section or Section 19 of this agreement, the Implementing Agency hereby certifies that an equal employment opportunity program will be in effect on or before the effective date of this Agreement. In addition, any Implementing Agency receiving \$500,000 or more through this agreement, or \$1,000,000 or more in aggregate grant funds in an 18 month period, shall submit a copy of its equal employment opportunity plan as directed by the Authority.

SECTION 19. NONDISCRIMINATION

The Implementing Agency certifies that no person shall be excluded from participation in, denied the benefits of, subjected to discrimination under, or denied employment in connection with any activity funded under this agreement on the basis of race, color, age, religion, national origin, disability, or sex. The Implementing Agency agrees to have written sexual harassment policies which satisfy the requirements set forth in the Illinois Human Rights Act (775 ILCS 5).

The Implementing Agency assures compliance with the following laws, and all associated rules and regulations:

- Non-Discrimination requirements of the Omnibus Crime Control and Safe Streets Act of 1968, as amended, 42 U.S.C. 3789(d);
- Title VI of the Civil Rights Act of 1964, as amended;
- Section 504 of the Rehabilitation Act of 1973, as amended;
- The Americans with Disabilities Act, 42 U.S.C. 12101 et seq.;
- Title IX of the Education Amendments of 1972;
- The Age Discrimination Act of 1975;
- The Department of Justice Non-Discrimination Regulations, 28 CFR Part 42, subparts C, D, E, and G;
- The Department of Justice regulations on disability discrimination, 28 CFR Part 35 and Part 39;
- The Illinois Human Rights Act, 775 ILCS 5;
- The Public Works Employment Discrimination Act, 775 ILCS 10;
- The Illinois Environmental Barriers Act, 410 ILCS 25.

All applicable provisions, rules and regulations of these Acts are made a part of this agreement by reference as though set forth fully herein.

In the event that a federal or State court or administrative agency makes a finding of discrimination after a due process hearing on the grounds of race, color, age, religion, national origin, disability, or sex against the Implementing Agency, or any subgrantee or contractor of the Implementing Agency, the Implementing Agency will forward a copy of the finding to the Authority. The Authority will forward a copy of the finding to the Office for Civil Rights, Office of Justice Programs.

The Implementing Agency certifies that it shall not pay any dues or fees on behalf of its employees or agents or subsidize or otherwise reimburse them for payment of their dues or fees to any club which unlawfully discriminates, and that it shall comply with all provisions of the Discriminatory Club Act (775 ILCS 25).

SECTION 20. CONFIDENTIALITY OF INFORMATION

The Implementing Agency agrees not to use or reveal any research or statistical information furnished under this program by any person and identifiable to any specific private person for any purpose other than the purpose for which such information was obtained in accordance with this program and all applicable federal guidelines and legislation. Such information shall be immune from legal process and shall not, without the consent of the person furnishing the information, be admitted as evidence or used for any purpose in any action, suit or other judicial, legislative or administrative proceeding.

SECTION 21. ASSIGNMENT

The Implementing Agency shall make no assignment or transfer of this agreement, any subcontracts under this agreement or of any of the monies due hereunder without prior written approval of the Authority. In the event that the Authority approves such an assignment or transfer, the terms and conditions of this agreement shall apply to and bind the party or parties to whom such work is assigned or transferred as fully and completely as the Implementing Agency is bound and obligated.

SECTION 22. SUBCONTRACTING

The use of subcontractors for any work or professional services that involves the use of federal or matching funds is subject to Authority approval. Any work or professional services subcontracted for shall be specified by written contract and subject to all terms and conditions contained in this agreement. If the use of subcontractors is approved by the Authority, the terms and conditions of this agreement shall apply to and bind the party or parties to whom such work is subcontracted as fully and completely as the Implementing Agency is bound and obligated. The Implementing Agency shall make reasonable efforts to assure that all subcontractors adhere to the terms and conditions of this agreement. The Authority shall not be responsible for the performance, acts or omissions of any subcontractor.

Subcontracts over \$100,000 that are funded with federal or matching funds must be submitted by the Implementing Agency for Authority review and approval prior to their effective dates and execution by the Implementing Agency. In addition, the Authority reserves the right to require that any subcontract funded with federal or matching funds, regardless of its dollar amount, be submitted to the Authority for review and approval prior to its effective date and execution by the Implementing Agency.

As required by the Authority, the Implementing Agency shall submit documentation regarding contracts to be funded with federal or matching funds for Authority review and approval, to assure adherence to applicable federal guidelines.

Approval of the use of subcontractors by the Authority does not relieve the Implementing Agency of its obligation to assure performance under this agreement.

SECTION 23. INDEPENDENT CONTRACTOR

The Implementing Agency, in the performance of this agreement, shall act as an independent contractor and not as an agent or employee of the Authority. The Authority shall not be responsible for the performance, acts or omissions of the Implementing Agency. The Implementing Agency shall be liable, and agrees to be liable for, and shall indemnify, defend and hold the Authority harmless for all claims, suits, judgments and damages arising from the performance of this agreement, to the extent permitted by law.

SECTION 24. EXHIBITS

The documents appended are made a part of this agreement, as exhibits: The Implementing Agency shall perform the services subject to this agreement in accordance with all terms, conditions, and provisions set forth in such exhibits.

SECTION 25. TERMINATION OR SUSPENSION OF THE INTERAGENCY AGREEMENT

The Implementing Agency shall operate in conformance with the following State and federal laws and guidelines, currently in effect and hereafter amended, when applicable: the Victims of Crime Act of 1984; Office of Justice Programs, Office for Victims of Crime, Victims of Crime Act Victim Assistance Grant Final Program Guidelines (62 FR 19607, April 22, 1997); the Office of Justice Programs' Financial Guide; Office of Management and Budget Circulars A-21, A-87, A-102, A-110, A-122, and A-133; the Illinois Grant Funds Recovery Act (30 ILCS 705); Illinois Procurement Code (30 ILCS 500); the State Comptroller Act (15 ILCS 405); the U.S. Department of Justice Regulations Governing Criminal History Record Information Systems (28 CFR Part 20.1 et seq.); the U.S. Department of Justice Regulations Governing Confidentiality of Identifiable Research and Statistical Information (28 CFR Part 22.1 et seq.); the U.S. Department of Justice Regulations Governing Governmentwide Debarment and Suspension (28 CFR Part 67.100 et seq.) and the rules of the Authority (20 Ill. Adm. Code 1520 et seq.).

The Executive Director of the Authority, in accordance with the Authority's Operating Procedures for the Administration of Federal Funds, may suspend or terminate performance of this agreement for nonconformance with any State or federal law or regulation, with such guidelines as specified in this section, or with the terms or conditions of this agreement.

SECTION 26. CERTIFICATIONS REGARDING DEBARMENT AND A DRUG-FREE WORKPLACE

As required by the Authority, the Implementing Agency shall complete and submit the Certification Regarding A Drug-Free Workplace and shall certify that neither it nor its principals are presently debarred, suspended, proposed for debarment, declared ineligible, or voluntarily excluded from participation in this transaction by any federal department or agency.

The Implementing Agency certifies that it has not been barred from contracting with any unit of State or local government as a result of a violation of Section 33E-3 or 33E-4 of the Criminal Code of 1961, as amended.

SECTION 27. CERTIFICATION REGARDING LOBBYING

Federal funds are prohibited from being used for influencing or attempting to influence persons in connection with covered federal transactions, which include the awarding, making, entering into, extension, continuation, renewal, amendment, or modification, of federal grants or contracts. If receiving more than \$100,000 pursuant to this agreement, Implementing Agency agrees to provide a Certification Regarding Lobbying to the Authority and, if applicable, a Disclosure of Lobbying Activities form. If a subcontractor will receive more than \$100,000 in federal funds pursuant to this agreement, Implementing Agency will provide to the Authority a Certification Regarding Lobbying and, if applicable, a Disclosure of Lobbying Activities form signed by the subcontractor. The Implementing Agency must provide these certifications and disclosures as required by the Authority.

SECTION 28. INTERNATIONAL ANTI-BOYCOTT CERTIFICATION

The Implementing Agency certifies that neither it nor any substantially-owned affiliated company is participating or shall participate in an international boycott in violation of the provisions of the U.S. Export Administration Act of 1979 or the regulations of the U.S. Department of Commerce promulgated under that Act.

SECTION 29. DRUG FREE WORKPLACE CERTIFICATION

If the Implementing Agency has 25 or more employees and is receiving \$5,000 or more under this agreement, the Implementing Agency certifies that it provides, and will continue to provide, a drug free workplace in accordance

with the Drug Free Workplace Act (30 ILCS 580).

The Act requires that no grantee or contractor shall receive a grant or be considered for the purposes of being awarded a contract for the procurement of any property or services from the State unless that grantee or contractor has certified to the State that the grantee or contractor will provide a drug free workplace. False certification or violation of the certification may result in sanctions including, but not limited to, suspension of contract or grant payments, termination of the contract or grant and debarment of contracting or grant opportunities with the State for at least one (1) year but not more than five (5) years.

For the purpose of this certification, "grantee" or "contractor" means a corporation, partnership, or other entity with twenty-five (25) or more employees at the time of issuing the grant, or a department, division, or other unit thereof, directly responsible for the specific performance under a contract or grant of \$5,000 or more from the State.

The contractor/grantee certifies and agrees that it will provide a drug free workplace by:

- (a) Publishing a statement:
 - (1) Notifying employees that the unlawful manufacture, distribution, dispensing, possession or use of a controlled substance, including cannabis, is prohibited in the grantee's or contractor's workplace.
 - (2) Specifying the actions that will be taken against employees for violations of such prohibition.
 - (3) Notifying the employee that, as a condition of employment on such contract or grant, the employee will:
 - (A) abide by the terms of the statement; and
 - (B) notify the employer of any criminal drug statute conviction for a violation occurring in the workplace no later than five (5) days after such conviction.
- (b) Establishing a drug free awareness program to inform employees about:
 - (1) the dangers of drug abuse in the workplace;
 - (2) the grantee's or contractor's policy of maintaining a drug free workplace;
 - (3) any available drug counseling, rehabilitation, and employee assistance program; and
 - (4) the penalties that may be imposed upon an employee for drug violations.
- (c) Providing a copy of the statement required by subparagraph (a) to each employee engaged in the performance of the contract or grant and to post the statement in a prominent place in the workplace.
- (d) Notifying the contracting or granting agency within ten (10) days after receiving notice under part (B) of paragraph (3) of subsection (a) above from an employee or otherwise receiving actual notice of such conviction.
- (e) Imposing a sanction on, or requiring the satisfactory participation in a drug abuse assistance or rehabilitation program by, any employee who is so convicted, as required by section 580/5 of the Drug Free Workplace Act.
- (f) Assisting employees in selecting a course of action in the event drug counseling, treatment, and

rehabilitation is required and indicating that a trained referral team is in place.

- (g) Making a good faith effort to continue to maintain a drug free workplace through implementation of the Drug Free Workplace Act.

SECTION 30. STATEMENTS, PRESS RELEASES, ETC.

When issuing statements, press releases, requests for proposals, bid solicitations, and other documents describing projects or programs funded in whole or in part with federal money, the Implementing Agency shall clearly state (1) the percentage of the total cost of the program or project which will be financed with federal money, and (2) the dollar amount of federal funds for the project or program.

SECTION 31. COPYRIGHTS, PATENTS

If this agreement results in a copyright, the Authority and the Office for Victims of Crime reserve a royalty-free, nonexclusive and irrevocable license to reproduce, publish or otherwise use, and to authorize others to use, for government purposes, the work or the copyright to any work developed under this agreement and any rights of copyright to which a grantee, subgrantee or a contractor purchases ownership with grant support.

If this agreement results in the production of patentable items, patent rights, processes, or inventions, the Implementing Agency shall immediately notify the Authority. The Authority will provide the Implementing Agency with further instruction on whether protection on the item will be sought and how the rights in the item will be allocated and administered in order to protect the public interest, in accordance with federal guidelines.

SECTION 32. PUBLICATIONS

The Implementing Agency shall submit to the Authority for review, a draft of any publication that will be issued by the Implementing Agency describing or resulting from programs or projects funded in whole or in part with federal or matching funds, no later than 60 days prior to its printing.

For publications over 20 pages, the Authority will submit comments to the Implementing Agency no later than 30 days after receipt of the draft. If more than one such publication is submitted, the Authority reserves the right to extend the 30-day review period.

For publications of 20 pages or less, the Authority will submit comments to the Implementing Agency no later than 10 working days after receipt of the draft. If more than one such publication is submitted, the Authority reserves the right to extend the 10-day review period.

The Authority reserves the right to require the resubmission of any publication for additional review and comment, prior to its printing.

The Implementing Agency shall submit to the Authority, copies, the number of which will be specified by the Authority, of the final publication no later than 20 days prior to release of the final publication.

Exceptions to the above publication requirements may be granted upon prior Authority approval.

Any such publication shall contain the following statement:

"This project was supported by Grant # 2002-VA-GX-0017, awarded by the Office for Victims of Crime, Office of Justice Programs, U.S. Department of Justice, through the Illinois Criminal Justice Information Authority. Points of view or opinions contained within this document are those of the author and do not necessarily represent the official position or policies of the U.S. Department of Justice, or the Illinois Criminal Justice Information Authority."

These publication requirements pertain to any written, visual or sound publication, but are inapplicable to press releases, newsletters and issue analyses.

SECTION 33. FEDERAL TAXPAYER IDENTIFICATION NUMBER

Under penalties of perjury, the Implementing Agency certifies that the name, correct taxpayer identification number, and legal status listed below are correct:

Name: The County of McLean on behalf of the McLean County Child Protection Network

Taxpayer Identification Number:

Employer Identification Number 36-6001569

(Enter the name of the entity as used to apply for the entity's EIN and the EIN.)

Legal Status (check one):

- | | |
|--|---|
| <input type="checkbox"/> Individual | <input type="checkbox"/> Nonresident Alien |
| <input type="checkbox"/> Sole Proprietorship | <input type="checkbox"/> Tax Exempt/Hospital/Extended Care Facility |
| <input type="checkbox"/> Partnership/Legal Corporation | <input type="checkbox"/> Pharmacy/Funeral Home/Cemetery Corporation |
| <input type="checkbox"/> Corporation | <input type="checkbox"/> Medical Corporation |
| <input checked="" type="checkbox"/> Government | <input type="checkbox"/> Pharmacy (non-corporate) |
| <input type="checkbox"/> Estate or Trust | |

SECTION 34. FEDERAL GRANT INFORMATION

By signing this agreement, the Implementing Agency acknowledges that it has been informed of the following information regarding the federal funds received under this agreement:

- Federal Awarding Agency: Office of Justice Programs, Office for Victims of Crime
- Catalog of Federal Domestic Assistance (CFDA) Number and Title: 16.575 Crime Victims Assistance
- Grant Award Name and Number: Crime Victim Assistance Grant Program (2002-VA-GX-0017)
- Grant Award Year: Federal Fiscal Year 2002

SECTION 35. RENEGOTIATION, MODIFICATION, OR AMENDMENT OF THE INTERAGENCY AGREEMENT

No alteration, variation, modification, termination, addition to or waiver of any provisions of this agreement shall be valid or binding unless in writing, and signed by the parties. For purposes of modification of this agreement which do not involve increases or decreases in funding, the signature of one representative of the Implementing Agency is sufficient. The parties agree to renegotiate, modify, or amend this agreement to ensure continued consistency with federal and State laws, and regulations.

SECTION 36. INTEGRATION

This document and the exhibits, amendments, and items incorporated by reference constitute the entire agreement between the parties pertaining to the subject matter of this agreement and supersede all prior and contemporaneous agreements and understandings of the parties, oral or written, which are not fully expressed herein. No alleged covenant, representation, or condition not expressed in this agreement shall affect or be effective to interpret, change or restrict the express provisions of this agreement.

SECTION 37. SEVERABILITY

If any term or provision of this agreement is held invalid, unenforceable, voidable or void, that term or provision shall not affect the other terms or provisions of this agreement which can be given effect without the invalid term or provision.

SECTION 38. CERTIFICATION TO ALLOWABLE SERVICES, ACTIVITIES, AND COSTS

Implementing Agency certifies that it, and its subcontractors, shall use VOCA and match funds for only allowable services, activities and costs, as described in the Victims of Crime Act Crime Victims Assistance Program Guidelines; Section E. Services, Activities, and Costs at the Subrecipient Level.

Implementing Agency certifies that it, and its subcontractors, shall not use VOCA or match funds to pay for presentations given by VOCA or match funded personnel, unless the following conditions are adhered to. A small portion of a VOCA or match funded staff person's time may be used to give presentations to groups provided the primary purpose of the presentation is to inform people about the VOCA funded project and available services. These presentations should serve as a means of outreach to the project's target population either through reaching out to individual crime victims or through agencies that typically have contact with the target population.

- VOCA or match funded staff time, not to exceed an average of 4 hours per month, may be used to provide public presentations to community groups and schools provided the primary purpose of the presentation is to inform people about the VOCA funded project and available services.
- VOCA or match funded staff time, not to exceed an average of 10 hours per month, may be used to provide public presentations to criminal justice personnel and medical service providers provided the primary purpose of the presentation is to inform people about the VOCA funded project and available services.

SECTION 39. EQUIPMENT REQUIREMENTS

If, for an item of equipment described in Exhibit B to be funded with either federal or matching funds, the Implementing Agency does not have a purchase order dated within 90 days after the start date of the agreement, the Implementing Agency shall submit a letter to the Authority explaining the delay in the purchase of equipment. The Authority may, in its discretion:

- A. Reduce the amount of federal funding;
- B. Cancel this agreement;
- C. Allow the Implementing Agency to reallocate the federal or matching funds that were allocated for such equipment to other allowable, Authority approved costs; or

- D. Extend the period to purchase this equipment past the 90-day period.

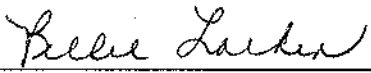
SECTION 40. ACCEPTANCE

The terms of this interagency agreement are hereby accepted and executed by the proper officers and officials of the parties hereto:

Lori G. Levin
Executive Director
Illinois Criminal Justice Information Authority
Date

Michael Sweeney
Board Chair
McLean County
Date

Rebecca McNeil
Board Treasurer
McLean County
Date



Billie M. Larkin
Executive Director
McLean County Child Protection Network
4-12-05
Date

EXHIBIT A: PROGRAM NARRATIVE

InfoNet Technology Purchases The County of McLean on behalf of the McLean County Child Protection Network (CAC) Agreement # 202306

I. SUMMARY OF PROGRAM

The Authority partnered with the Illinois Coalition Against Domestic Violence (ICADV) and the Illinois Coalition Against Sexual Assault (ICASA) to develop a data collection system for victim service providers called InfoNet. During 2004, the Authority collaborated with the Children's Advocacy Centers of Illinois to make InfoNet available to the advocacy centers in the state. InfoNet is a web-based application maintained centrally by professionally trained technical staff at the Authority. At the core of the system is a server database that resides at the Authority. Victim service agencies throughout Illinois access this database using a web-browser.

The Authority wants to ensure that children advocacy centers (CACs), which started to use InfoNet during the fall of 2004, have access to the latest technologies in order to support maximum efficiency when using the application. This grant will support the purchase of computer equipment, including computers and printers, and/or high speed Internet access.

II. STATEMENT OF PROBLEM

To ensure maximum efficiency when using InfoNet, centers need resources for technology, including computers, printers, and high speed Internet access. The availability of funds for technology will allow centers to: 1) purchase additional computers and/or printers for staff who will access InfoNet; and/or 2) secure high speed Internet access to facilitate the transmission of data between the child advocacy center and the Authority. Newly procured equipment will meet the minimum specifications listed in Attachment A.

III. GOALS AND OBJECTIVES

Goal 1: Ensure child advocacy centers (CACs) have equipment needed to ensure maximum efficiency when using the web-based data collection system, InfoNet.

Objective 1: Determine technology needs to meet minimum specifications for InfoNet (Attachment A).

Objective 2: Purchased equipment and/or high-speed Internet access using a

competitive process.

IV. PROGRAM STRATEGIES

The CAC will work with Authority staff to determine technology needs based on minimum specifications for accessing InfoNet. The CAC will engage in a competitive process to identify a vendor and purchase the needed computer, printer, and/or high speed Internet access. Authority staff will continue to work closely with end-users to monitor the expenditure of funds and the efficiency of the new equipment.

V. IMPLEMENTATION SCHEDULE

Task	Date Begun	Date Completed	Staff Responsible
Determine technology needs	03/28/05	04/29/05	CAC and Authority staff
Select vendor	05/02/05	05/06/05	CAC staff
Purchase computer, printer, and/or high speed Internet access	05/09/05	06/01/05	CAC staff
Submit final report to Authority	06/15/05	06/15/05	CAC staff

VI. PERFORMANCE INDICATORS

The CAC will report the number of computers, printers, and/or high-speed Internet connections purchased with grant funds. The CAC will also provide a brief summary that describes the impact of the equipment or Internet connection.

EXHIBIT B: BUDGET DETAIL

**InfoNet Technology Upgrades
The County of McLean on behalf of the McLean County Child Protection
Network (CAC)
AGREEMENT # 202306
(March 28, 2005 to June 30, 2005)**

Budget Item	Federal Amount	Match Amount	Total
Equipment	\$2,349	\$588	\$2,937
Total	\$2,349	\$588	\$2,937

EXHIBIT B: BUDGET NARATIVE

The CAC will be responsible for purchasing a total of \$2,349 in computers, printers, and/or high speed Internet access and reporting in-kind match totaling \$588. (Staff time entering data into InfoNet will be reported for the match contribution).

InfoNet
Minimum Computer Specifications


Computer		
Hardware	Processor	2.20 G HZ Processor (higher is better)
	Memory	256 MB RAM
	Hard Drive	40 GB ATA 100 7200 RPM drive
	Video Adapter	Minimum resolution 800x600 256 colors
	Monitor	Color monitor CRT with 17" screen or flat panel. Minimum resolution 1024 X 768 X 256
	Floppy Drive	3.5" 1.44 MB diskette drive
	CD-ROM	48X CD-ROM drive
	Network Card	10/100-base-T Ethernet network card
	Software	Operating System
Productivity Software		Microsoft Office Professional Edition

Printer		
	Speed	20ppm
	Memory	32MB
	Input Capacity	Standard 100-sheet input tray

Internet Connectivity	Broadband	The recommended high-speed connections include ISDN, DSL and cable. DSL is probably the best option if it is available in your area. To check DSL availability, go to www.dslreports.com . ISDN is also a viable option but it may be expensive because customers are usually charged for usage rather than a flat service fee. Also, while cable service is widely available throughout Illinois, it is not always available for business use.

McLean County Children's Advocacy Center Monthly Statistics

March, 2005

	2004 1ST INTERVIEW MONTH/YTD STATS	1ST. INTERVIEW 2005 MONTH/YTD	JUV. SUSPECT INTERVIEW 2005	SIB/WITNESS INTERVIEW 2005	2ND INTERVIEW 2005	OUT OF COUNTY INTERVIEW	TOTAL MONTHLY INTERVIEWS	YTD TOTALS
JANUARY	13/13	19/19	2	4	0	0	25	25
FEBRUARY	12/25	5/24	0	7	0	5	17	42
MARCH	12/37	19/43	1	5	0	2	27	69
APRIL	15/52							
MAY	15/67							
JUNE	14/81							
JULY	21/102							
AUGUST	18/120							
SEPTEMBER	16/136							
OCTOBER	10/146							
NOVEMBER	12/158							
DECEMBER	20/178							
YEAR TO DATE TOTALS	178	43	3	16	0	7	69	69



Children's Advocacy Center CASA of McLean County

200 West Front 5th Floor

Bloomington, Illinois 61701

(309) 888-5656

FAX (309) 888-4969

CASA Report March 2005

The CASA Assignments for March:

No Volunteers Assigned*

No New Children Served

The March Program Statistics:

15 Cases Assigned to Date

80 Active CASA Volunteers

143 McLean County Children Served

19 Court Hearings Attended

18 Court Reports Filed

Program Updates:

* The CASA program did not assign any new cases this month, however, we successfully closed 3 cases involving 8 children, that went home to live with their biological parent, with whom they had a bond. All of the parent's overcame huge obstacles to have their children returned to them.

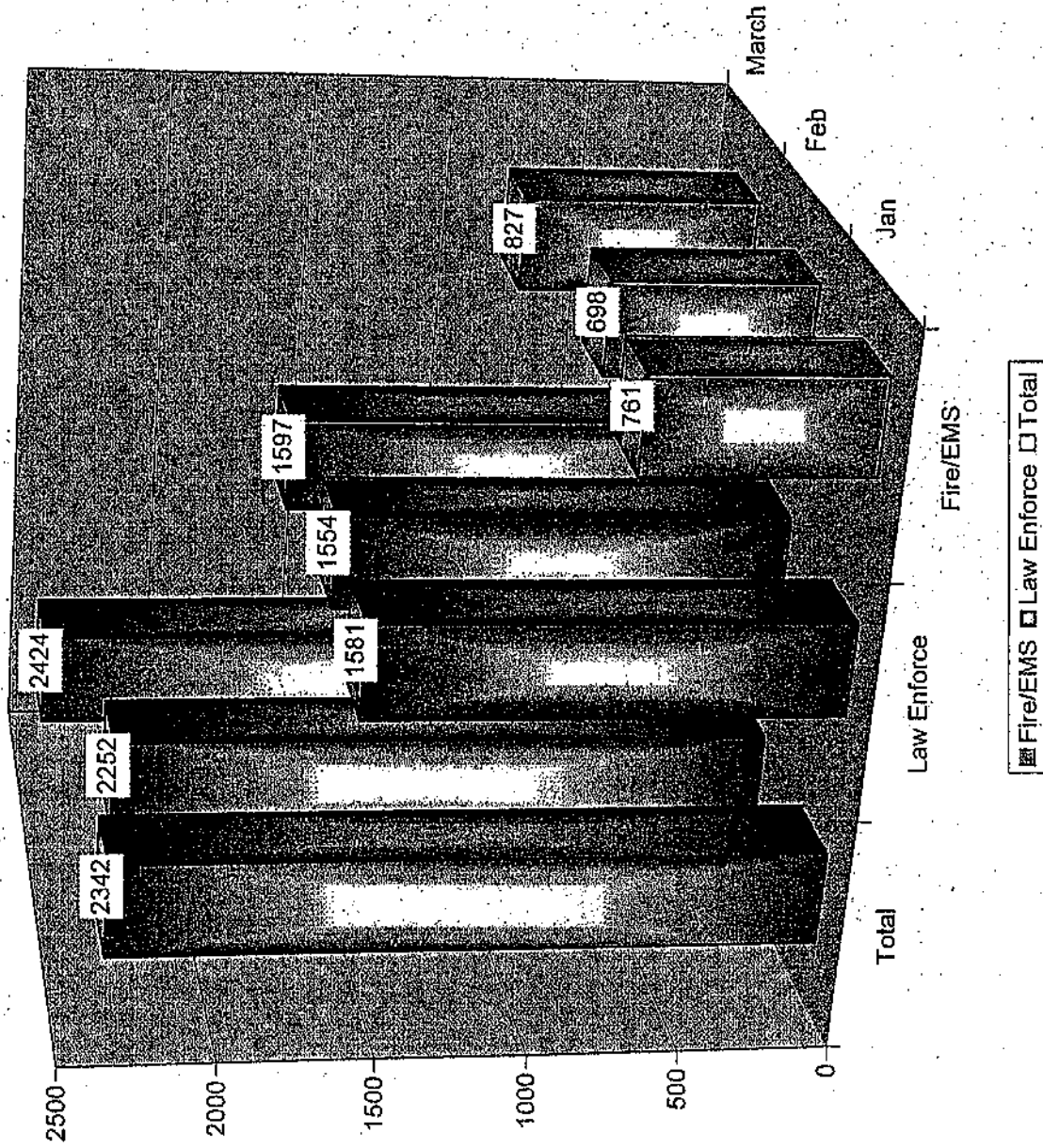
The 25th CASA training class began on January 31, 2005, and ran during the months of February and March on Monday's and Wednesday's respectively. We Swore-In a class of 7 individuals on March 16, 2005. Mr. Joe Gibson, Executive Director of Path, and the Child Protection Network's Board President, and Judge Donald Bernardi addressed the new class of graduates. These new volunteers will soon be assigned a case.

On March 22, 2005 the CASA office held an evening In-Service on "CASA Court Report Writing". The CASA supervisors presented sample reports and gave suggestions regarding the type of information that should be included in their court reports. The In-Service was well attended for an evening In-Service.


CAD Report March 2005

Total CAD Responses
Fire Responses
Law Enforcement Responses


Total CAD Responses March 2005



March 2005 Fire CAD Responses



March 2005 Law Enforcement CAD Responses



9-1-1 Statistics

March, 2005

1. Daily Incoming Calls by Type
2. Daily Totals/Average
3. Monthly Transfer Destinations
4. March To/From Transfers
5. March Ring Time Range
6. March Incoming Call Types
7. March Call Counts/Average Time
8. Weekly Call Count Hour v Day
9. Monthly Call Count Hour V Day

Date	Total	Admin	911	Wireline	Wireless	TTY	Abandoned
01-Mar-2005	513	366 (71.3%)	147 (28.7%)	85 (57.8%)	62 (42.2%)	0 (0.0%)	4 (2.7%)
02-Mar-2005	457	316 (69.1%)	141 (30.9%)	82 (58.2%)	59 (41.8%)	0 (0.0%)	3 (2.1%)
03-Mar-2005	495	356 (71.9%)	139 (28.1%)	83 (59.7%)	56 (40.3%)	0 (0.0%)	6 (4.3%)
04-Mar-2005	626	427 (68.2%)	199 (31.8%)	104 (52.3%)	95 (47.7%)	1 (0.5%)	13 (6.5%)
05-Mar-2005	614	427 (69.5%)	187 (30.5%)	90 (48.1%)	97 (51.9%)	0 (0.0%)	9 (4.8%)
06-Mar-2005	492	316 (64.2%)	176 (35.8%)	96 (54.5%)	80 (45.5%)	0 (0.0%)	9 (5.1%)
07-Mar-2005	558	387 (69.4%)	171 (30.6%)	96 (56.1%)	75 (43.9%)	0 (0.0%)	8 (4.7%)
08-Mar-2005	567	409 (72.1%)	158 (27.9%)	94 (59.5%)	64 (40.5%)	0 (0.0%)	4 (2.5%)
09-Mar-2005	489	353 (72.2%)	136 (27.8%)	93 (68.4%)	43 (31.6%)	0 (0.0%)	6 (4.4%)
10-Mar-2005	525	367 (69.9%)	158 (30.1%)	93 (58.9%)	65 (41.1%)	0 (0.0%)	10 (6.3%)
11-Mar-2005	524	366 (69.8%)	158 (30.2%)	84 (53.2%)	74 (46.8%)	0 (0.0%)	4 (2.5%)
12-Mar-2005	565	369 (65.3%)	196 (34.7%)	97 (49.5%)	99 (50.5%)	1 (0.5%)	8 (4.1%)
13-Mar-2005	461	295 (64.0%)	166 (36.0%)	113 (68.1%)	53 (31.9%)	0 (0.0%)	5 (3.0%)
14-Mar-2005	559	418 (74.8%)	141 (25.2%)	78 (55.3%)	63 (44.7%)	0 (0.0%)	3 (2.1%)
15-Mar-2005	626	418 (66.8%)	208 (33.2%)	101 (48.6%)	107 (51.4%)	0 (0.0%)	8 (3.8%)
16-Mar-2005	548	374 (68.2%)	174 (31.8%)	95 (54.6%)	79 (45.4%)	0 (0.0%)	5 (2.9%)
17-Mar-2005	593	394 (66.4%)	199 (33.6%)	125 (62.8%)	74 (37.2%)	0 (0.0%)	13 (6.5%)
18-Mar-2005	583	393 (67.4%)	190 (32.6%)	117 (61.6%)	73 (38.4%)	0 (0.0%)	8 (4.2%)
19-Mar-2005	480	307 (64.0%)	173 (36.0%)	78 (45.1%)	95 (54.9%)	0 (0.0%)	8 (4.6%)
20-Mar-2005	523	322 (61.6%)	201 (38.4%)	117 (58.2%)	84 (41.8%)	0 (0.0%)	11 (5.5%)
21-Mar-2005	585	396 (67.7%)	189 (32.3%)	99 (52.4%)	90 (47.6%)	0 (0.0%)	9 (4.8%)
22-Mar-2005	550	388 (70.5%)	162 (29.5%)	97 (59.9%)	65 (40.1%)	0 (0.0%)	4 (2.5%)
23-Mar-2005	577	401 (69.5%)	176 (30.5%)	98 (55.7%)	78 (44.3%)	0 (0.0%)	8 (4.5%)
24-Mar-2005	536	330 (61.6%)	206 (38.4%)	104 (50.5%)	102 (49.5%)	0 (0.0%)	8 (3.9%)
25-Mar-2005	647	425 (65.7%)	222 (34.3%)	118 (53.2%)	104 (46.8%)	0 (0.0%)	4 (1.8%)
26-Mar-2005	570	385 (67.5%)	185 (32.5%)	96 (51.9%)	89 (48.1%)	0 (0.0%)	7 (3.8%)
27-Mar-2005	466	316 (67.8%)	150 (32.2%)	78 (52.0%)	72 (48.0%)	0 (0.0%)	3 (2.0%)
28-Mar-2005	607	431 (71.0%)	176 (29.0%)	88 (50.0%)	88 (50.0%)	0 (0.0%)	6 (3.4%)

Daily Incoming Call Types

Requested period:
 From: 01-Mar-2005 00:00:00
 Until: 31-Mar-2005 23:59:59

Report template: Daily Incoming Call Types
 Analyzing subject type: Position Group entity: All

Company
 Report run: 07-Apr-2005 11:13:44
 Run by operator: My Name
 Add more info here...

Date	Total	Admin	911	Wireline	Wireless	TTY	Abandoned
29-Mar-2005	641	428 (66.8%)	213 (33.2%)	131 (61.5%)	82 (38.5%)	0 (0.0%)	5 (2.3%)
30-Mar-2005	665	424 (63.8%)	241 (36.2%)	110 (45.6%)	131 (54.4%)	0 (0.0%)	14 (5.8%)
31-Mar-2005	581	379 (65.2%)	202 (34.8%)	104 (51.5%)	98 (48.5%)	0 (0.0%)	13 (6.4%)
Total	17223	11683 (67.8%)	5540 (32.2%)	3044 (54.9%)	2496 (45.1%)	2 (0.0%)	226 (4.1%)

Daily Incoming Call

Report template: Daily Incoming Call for 911 and Admin
Analyzing subject type: Position Group entity: All

METCOM

<u>Date</u>	<u>Calls</u>	
01-Mar-2005	445	
02-Mar-2005	406	
03-Mar-2005	431	
04-Mar-2005	555	
05-Mar-2005	534	
06-Mar-2005	433	
07-Mar-2005	491	
08-Mar-2005	509	
09-Mar-2005	441	
10-Mar-2005	470	
11-Mar-2005	483	
12-Mar-2005	497	
13-Mar-2005	404	
14-Mar-2005	489	
15-Mar-2005	536	
16-Mar-2005	487	
17-Mar-2005	521	
18-Mar-2005	517	
19-Mar-2005	439	
20-Mar-2005	460	
21-Mar-2005	503	
22-Mar-2005	484	
23-Mar-2005	518	
24-Mar-2005	477	
25-Mar-2005	572	
26-Mar-2005	508	
27-Mar-2005	419	
28-Mar-2005	534	
29-Mar-2005	572	
30-Mar-2005	583	
31-Mar-2005	519	
Total :	15237	(491.5 / Day)

Daily Incoming Call

Report template: Daily Incoming Call for 911 and Admin
Analyzing subject type: Position Group entity: All

METNOR

<u>Date</u>	<u>Calls</u>	
01-Mar-2005	68	
02-Mar-2005	51	
03-Mar-2005	64	
04-Mar-2005	71	
05-Mar-2005	80	
06-Mar-2005	59	
07-Mar-2005	67	
08-Mar-2005	58	
09-Mar-2005	48	
10-Mar-2005	55	
11-Mar-2005	41	
12-Mar-2005	68	
13-Mar-2005	57	
14-Mar-2005	70	
15-Mar-2005	90	
16-Mar-2005	61	
17-Mar-2005	72	
18-Mar-2005	66	
19-Mar-2005	41	
20-Mar-2005	63	
21-Mar-2005	82	
22-Mar-2005	66	
23-Mar-2005	59	
24-Mar-2005	59	
25-Mar-2005	75	
26-Mar-2005	62	
27-Mar-2005	47	
28-Mar-2005	73	
29-Mar-2005	69	
30-Mar-2005	82	
31-Mar-2005	62	
Total :	1986	(64.1 / Day)

Daily Incoming Call

Report template: Daily Incoming Call for 911 and Admin
Analyzing subject type: Position Group entity: All

TRAIN

<u>Date</u>	<u>Calls</u>	
01-Mar-2005	0	
02-Mar-2005	0	
03-Mar-2005	0	
04-Mar-2005	0	
05-Mar-2005	0	
06-Mar-2005	0	
07-Mar-2005	0	
08-Mar-2005	0	
09-Mar-2005	0	
10-Mar-2005	0	
11-Mar-2005	0	
12-Mar-2005	0	
13-Mar-2005	0	
14-Mar-2005	0	
15-Mar-2005	0	
16-Mar-2005	0	
17-Mar-2005	0	
18-Mar-2005	0	
19-Mar-2005	0	
20-Mar-2005	0	
21-Mar-2005	0	
22-Mar-2005	0	
23-Mar-2005	0	
24-Mar-2005	0	
25-Mar-2005	0	
26-Mar-2005	0	
27-Mar-2005	0	
28-Mar-2005	0	
29-Mar-2005	0	
30-Mar-2005	0	
31-Mar-2005	0	
Total :	0	(0.0 / Day)

Monthly Transfer By Destination

Report template: Monthly 911 and Admin Transfers by Destination to Call Takers, Voice and Data Circuits
 Analyzing subject type: Position Group entity: All

Mar 2005

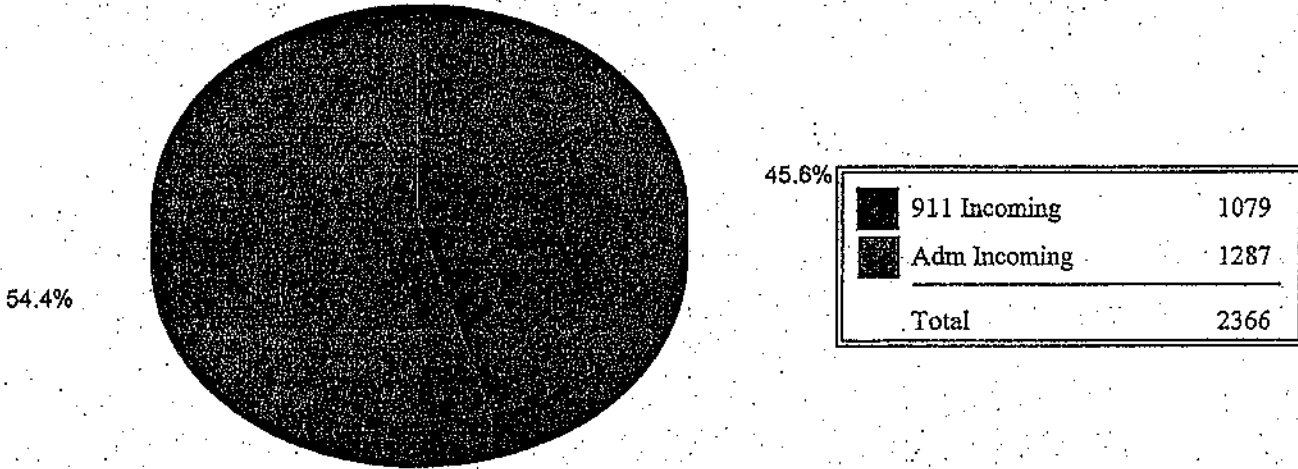
Destination	Total	Admin	911	Wireline	Wireless
BKUP8	1035 (43.7%)	322 (31.1%)	713 (68.9%)	578 (81.1%)	135 (18.9%)
BPD	413 (17.5%)	405 (98.1%)	8 (1.9%)	4 (50.0%)	4 (50.0%)
ISPD6R	197 (8.3%)	34 (17.3%)	163 (82.7%)	29 (17.8%)	134 (82.2%)
NPD	162 (6.8%)	158 (97.5%)	4 (2.5%)	2 (50.0%)	2 (50.0%)
BKUP9	134 (5.7%)	87 (64.9%)	47 (35.1%)	33 (70.2%)	14 (29.8%)
ISPD6	131 (5.5%)	26 (19.8%)	105 (80.2%)	4 (3.8%)	101 (96.2%)
MCSO	117 (4.9%)	116 (99.1%)	1 (0.9%)	0 (0.0%)	1 (100.0%)
JAIL	46 (1.9%)	46 (100.0%)	0 (0.0%)	0 (0.0%)	0 (0.0%)
BPDSGT	23 (1.0%)	20 (87.0%)	3 (13.0%)	1 (33.3%)	2 (66.7%)
Manual	21 (0.9%)	6 (28.6%)	15 (71.4%)	7 (46.7%)	8 (53.3%)
MCDSP6	16 (0.7%)	12 (75.0%)	4 (25.0%)	2 (50.0%)	2 (50.0%)
ISUPD	13 (0.5%)	12 (92.3%)	1 (7.7%)	0 (0.0%)	1 (100.0%)
MCDSP2	13 (0.5%)	13 (100.0%)	0 (0.0%)	0 (0.0%)	0 (0.0%)
MCDSP4	8 (0.3%)	7 (87.5%)	1 (12.5%)	0 (0.0%)	1 (100.0%)
MCDSP1	7 (0.3%)	6 (85.7%)	1 (14.3%)	0 (0.0%)	1 (100.0%)
MCDSP5	7 (0.3%)	5 (71.4%)	2 (28.6%)	2 (100.0%)	0 (0.0%)
MCDSP7	5 (0.2%)	5 (100.0%)	0 (0.0%)	0 (0.0%)	0 (0.0%)
LANGLN	4 (0.2%)	1 (25.0%)	3 (75.0%)	2 (66.7%)	1 (33.3%)
MCDSP3	4 (0.2%)	2 (50.0%)	2 (50.0%)	0 (0.0%)	2 (100.0%)
POIMCL	3 (0.1%)	1 (33.3%)	2 (66.7%)	2 (100.0%)	0 (0.0%)
JAILSG	2 (0.1%)	2 (100.0%)	0 (0.0%)	0 (0.0%)	0 (0.0%)
PATHCC	2 (0.1%)	0 (0.0%)	2 (100.0%)	2 (100.0%)	0 (0.0%)
BROMER	1 (0.0%)	1 (100.0%)	0 (0.0%)	0 (0.0%)	0 (0.0%)
JOES	1 (0.0%)	0 (0.0%)	1 (100.0%)	0 (0.0%)	1 (100.0%)
STJOE	1 (0.0%)	0 (0.0%)	1 (100.0%)	0 (0.0%)	1 (100.0%)
Total	2366	1287 (54.4%)	1079 (45.6%)	668 (61.9%)	411 (38.1%)

Monthly Transfer By Destination


Report template: Monthly 911 and Admin Transfers by Destination to Call Takers, Voice and Data Circuits
Analyzing subject type: Position Group entity: All

Mar 2005

Transfer Count



Type of 911 Transfer Count



Monthly Transfers

Report template: Monthly 911 and Admin Transfers to Call Takers, Voice and Data Circuits
 Analyzing subject type: Position Group entity: All

Mar-2005

<u>Source</u>	<u>Destination</u>	<u>Occurrences</u>
MCDSP4	BKUP8	477 (20.2%)
MCDSP6	BKUP8	221 (9.3%)
MCDSP4	BPD	181 (7.7%)
MCDSP3	BKUP8	142 (6.0%)
MCDSP2	BKUP8	109 (4.6%)
MCDSP4	NPD	74 (3.1%)
MCDSP4	ISPD6R	72 (3.0%)
MCDSP2	BPD	72 (3.0%)
MCDSP6	BPD	70 (3.0%)
MCDSP4	ISPD6	66 (2.8%)
MCDSP4	BKUP9	61 (2.6%)
MCDSP3	BPD	55 (2.3%)
MCDSP4	MCSO	55 (2.3%)
MCDSP1	BKUP8	51 (2.2%)
MCDSP6	ISPD6R	42 (1.8%)
MCDSP5	BKUP8	32 (1.4%)
MCDSP6	ISPD6	31 (1.3%)
MCDSP3	ISPD6R	30 (1.3%)
MCDSP6	NPD	29 (1.2%)
MCDSP2	ISPD6R	28 (1.2%)
MCDSP3	NPD	27 (1.1%)
MCDSP6	BKUP9	27 (1.1%)
MCDSP1	BPD	25 (1.1%)
MCDSP2	NPD	23 (1.0%)
MCDSP4	JAIL	23 (1.0%)
MCDSP6	MCSO	22 (0.9%)
MCDSP2	BKUP9	21 (0.9%)
MCDSP3	ISPD6	18 (0.8%)
MCDSP3	BKUP9	16 (0.7%)
MCDSP3	MCSO	16 (0.7%)
MCDSP6	JAIL	14 (0.6%)
MCDSP2	MCSO	13 (0.5%)
MCDSP5	ISPD6R	12 (0.5%)
MCDSP4	Manual	11 (0.5%)
MCDSP4	BPDSGT	11 (0.5%)
MCDSP2	ISPD6	9 (0.4%)
MCDSP1	ISPD6R	9 (0.4%)
MCDSP1	MCSO	8 (0.3%)
MCDSP5	BPD	8 (0.3%)
MCDSP4	MCDSP6	7 (0.3%)
MCDSP3	MCDSP1	6 (0.3%)
MCDSP1	NPD	6 (0.3%)
MCDSP4	ISUPD	6 (0.3%)
MCDSP1	ISPD6	5 (0.2%)
MCDSP5	BKUP9	5 (0.2%)
MCDSP3	MCDSP6	5 (0.2%)
MCDSP1	BPDSGT	5 (0.2%)
MCDSP3	MCDSP4	5 (0.2%)
MCDSP3	Manual	4 (0.2%)

Monthly Transfers

Report template: Monthly 911 and Admin Transfers to Call Takers, Voice and Data Circuits
Analyzing subject type: Position Group entity: All

Mar-2005

<u>Source</u>	<u>Destination</u>	<u>Occurences</u>
MCDSP3	JAIL	4 (0.2%)
MCDSP3	MCDSP2	4 (0.2%)
MCDSP4	MCDSP2	4 (0.2%)
MCDSP3	BPDSGT	4 (0.2%)
MCDSP1	BKUP9	3 (0.1%)
MCDSP6	ISUPD	3 (0.1%)
MCDSP2	MCDSP3	3 (0.1%)
MCDSP6	BPDSGT	3 (0.1%)
MCDSP7	BKUP8	3 (0.1%)
MCDSP5	NPD	3 (0.1%)
MCDSP6	MCDSP2	3 (0.1%)
MCDSP3	MCDSP5	3 (0.1%)
BKUP8	ISPD6R	2 (0.1%)
MCDSP5	MCDSP6	2 (0.1%)
MCDSP4	POIMCL	2 (0.1%)
MCDSP6	MCDSP5	2 (0.1%)
MCDSP6	Manual	2 (0.1%)
BKUP8	Manual	2 (0.1%)
BKUP9	ISPD6R	2 (0.1%)
MCDSP3	ISUPD	2 (0.1%)
MCDSP3	MCDSP7	2 (0.1%)
MCDSP1	JAIL	2 (0.1%)
MCDSP1	MCDSP2	2 (0.1%)
MCDSP4	MCDSP5	2 (0.1%)
MCDSP5	ISUPD	2 (0.1%)
BKUP8	MCSO	2 (0.1%)
MCDSP3	LANGLN	1 (0.0%)
MCDSP4	PATHCC	1 (0.0%)
MCDSP4	LANGLN	1 (0.0%)
MCDSP2	MCDSP4	1 (0.0%)
MCDSP5	LANGLN	1 (0.0%)
MCDSP2	Manual	1 (0.0%)
MCDSP1	Manual	1 (0.0%)
MCDSP3	PATHCC	1 (0.0%)
MCDSP3	STJOE	1 (0.0%)
MCDSP3	JOES	1 (0.0%)
MCDSP5	ISPD6	1 (0.0%)
BKUP9	ISPD6	1 (0.0%)
MCDSP5	MCSO	1 (0.0%)
MCDSP1	MCDSP3	1 (0.0%)
BKUP9	MCDSP6	1 (0.0%)
BKUP8	JAIL	1 (0.0%)
MCDSP3	JAILSG	1 (0.0%)
MCDSP2	JAIL	1 (0.0%)
MCDSP2	POIMCL	1 (0.0%)
BKUP8	BKUP9	1 (0.0%)
MCDSP5	MCDSP7	1 (0.0%)
BKUP8	BPD	1 (0.0%)
MCDSP4	MCDSP7	1 (0.0%)

Monthly Transfers

Report template: Monthly 911 and Admin Transfers to Call Takers, Voice and Data Circuits

Analyzing subject type: Position Group entity: All

Mar-2005

<u>Source</u>	<u>Destination</u>	<u>Occurrences</u>
MCDSP2	JAILSG	1 (0.0%)
MCDSP5	MCDSP4	1 (0.0%)
MCDSP6	MCDSP4	1 (0.0%)
MCDSP6	MCDSP7	1 (0.0%)
MCDSP6	MCDSP1	1 (0.0%)
BKUP9	BPD	1 (0.0%)
MCDSP3	BROMER	1 (0.0%)
MCDSP7	JAIL	1 (0.0%)
MCDSP2	LANGLN	1 (0.0%)
MCDSP2	MCDSP6	1 (0.0%)

Mar-2005

Call Count per Range

	Total	0 to 7 sec	8 to 14 sec	15 to 21 sec	22 to 28 sec	29 to 35 sec	36 to 42 sec
911 Incoming	5540	5514 (99.5%)	23 (0.4%)	3 (0.1%)	0 (0.0%)	0 (0.0%)	0 (0.0%)
Adm Incoming	11683	11555 (98.9%)	113 (1.0%)	13 (0.1%)	0 (0.0%)	1 (0.0%)	1 (0.0%)
Total	17223	17069 (99.1%)	136 (0.8%)	16 (0.1%)	0 (0.0%)	1 (0.0%)	1 (0.0%)

Monthly-Ringing Time Ranges


Report template: Monthly Ringing Time Ranges
Analyzing subject type: Position Group entity: All

Requested period:
From: 01-Mar-2005 00:00:00
Until: 31-Mar-2005 23:59:59

Company
Report run: 07-Apr-2005 10:42:54
Run by operator: My Name
Add more info here...

Number of Calls vs Call Type

Mar-2005




<u>Mar-2005</u>	<u>Total Calls</u>	<u>Wireline</u>	<u>Wireless</u>	<u>TTY</u>	<u>Abandoned</u>
911 Incoming	5540	3044 (54.9%)	2496 (45.1%)	2 (0.0%)	226 (4.1%)
Adm Incoming	11683	---	---	---	---
Total	17223				

Mar-2005

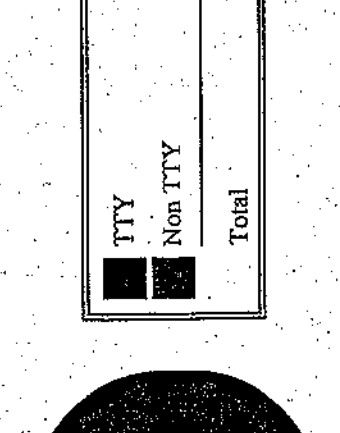
Call Count

Type of 911 Call Count



Wireline	3044
Wireless	2496
Total	5540

911 TTY Count



Abandoned	226
Non Abandoned	5314
Total	5540

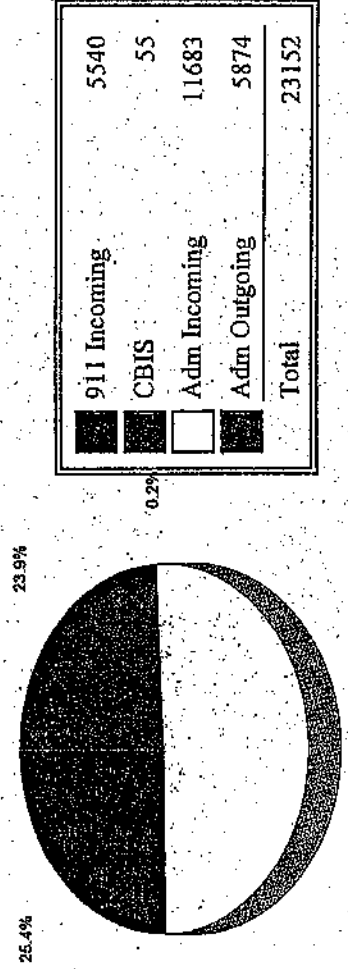
<u>Mar-2005</u>	<u>Calls</u>	<u>Average Ringing</u> (seconds)	<u>Average Call Duration</u> (seconds)	<u>Average Hold Time</u> (seconds)	<u>Total Holds</u> (count)
911 Incoming	5540	1	81	39	43
Call Back In Service	55	---	26	0	0
Adm Incoming	11683	1	66	27	1626
Adm Outgoing	5874	---	43	45	36
Total	23152				1705

Monthly-Call Counts and Average Time

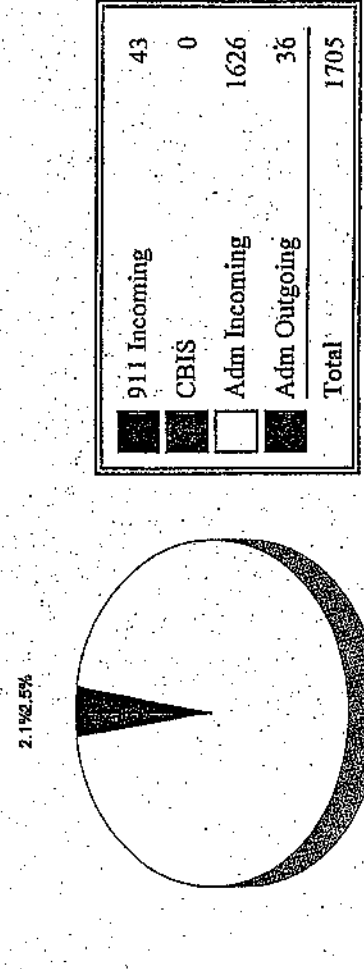
Report template: Monthly Call Count and Average Time
 Analyzing subject type: Position Group entity: All

Mar-2005

Call Count



Hold Count



Weekly- Hou vs Day of Week

Report template: Weekly Calls for 911 and Admin Circuits - Hour vs Day of Week
 Analyzing subject type: Position Group entity: All

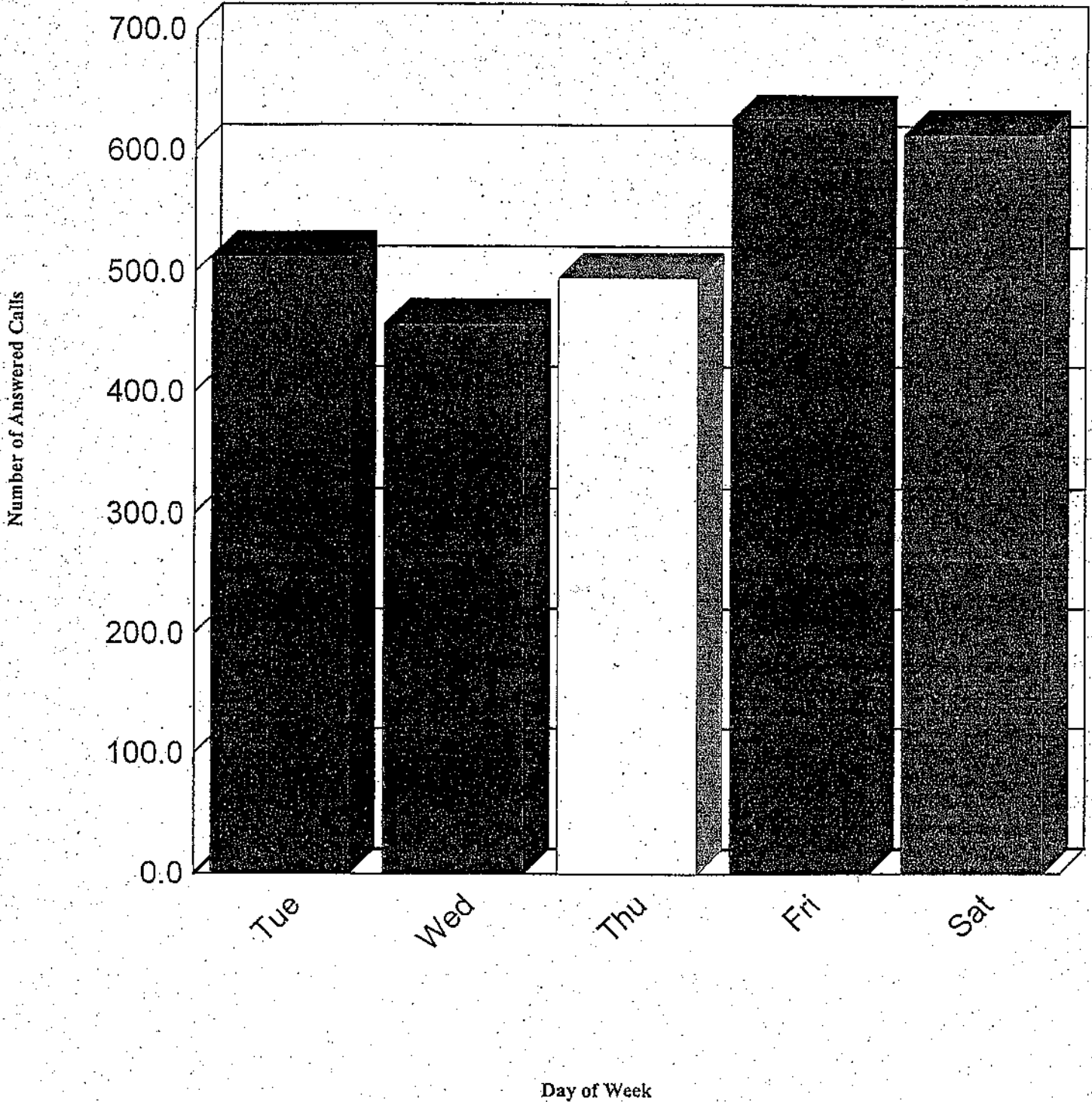
27-Feb-2005	Tue	Wed	Thu	Fri	Sat	Total
00:00:00	12	14	12	29	31	98
01:00:00	3	7	9	13	22	54
02:00:00	3	11	17	9	16	56
03:00:00	9	8	10	15	18	60
04:00:00	1	6	2	11	16	36
05:00:00	4	2	11	12	10	39
06:00:00	13	5	7	8	6	39
07:00:00	16	14	16	34	24	104
08:00:00	33	18	27	23	25	126
09:00:00	40	37	21	21	22	141
10:00:00	24	30	24	43	24	145
11:00:00	26	17	35	20	20	118
12:00:00	27	19	36	35	30	147
13:00:00	29	27	32	31	37	156
14:00:00	24	25	27	35	39	150
15:00:00	22	26	21	56	28	153
16:00:00	30	40	30	29	29	158
17:00:00	37	29	24	44	32	166
18:00:00	28	34	15	30	32	139
19:00:00	34	10	20	26	32	122
20:00:00	14	15	23	19	34	105
21:00:00	26	21	26	27	27	127
22:00:00	32	18	32	30	33	145
23:00:00	26	24	18	26	27	121
Total	513	457	495	626	614	2705

Weekly- Hou vs Day of Week

Report template: Weekly Calls for 911 and Admin Circuits - Hour vs Day of Week
Analyzing subject type: Position Group entity: All

27-Feb-2005

Total Number of Answered Calls vs Day of Week

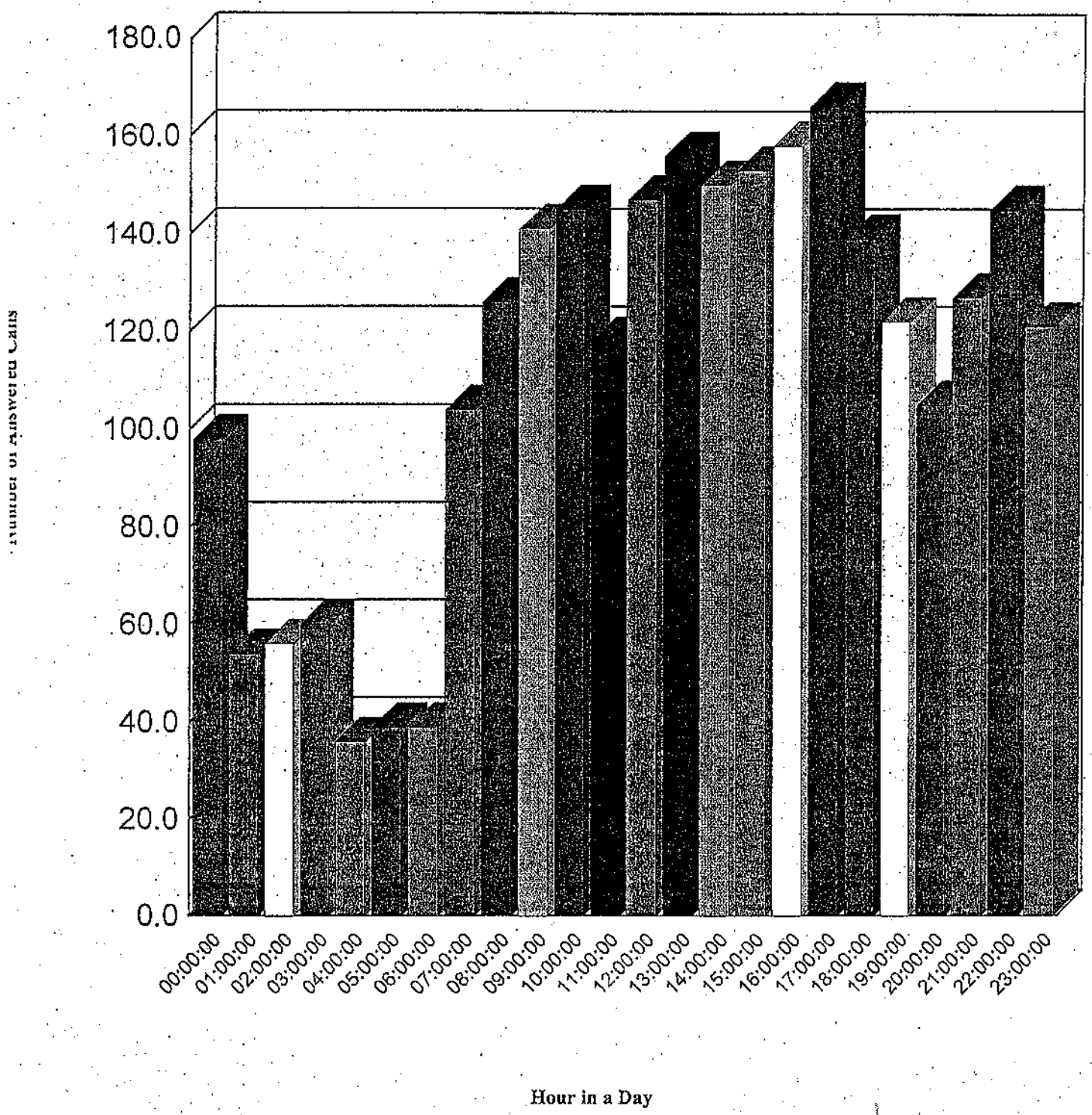


Weekly- Hou vs Day of Week

Report template: Weekly Calls for 911 and Admin Circuits - Hour vs Day of Week
Analyzing subject type: Position Group entity: All

17-Feb-2005

Total Number of Answered Calls vs Hour in a Day



Weekly- Hou vs Day of Week

Report template: Weekly Calls for 911 and Admin Circuits - Hour vs Day of Week
 Analyzing subject type: Position Group entity: All

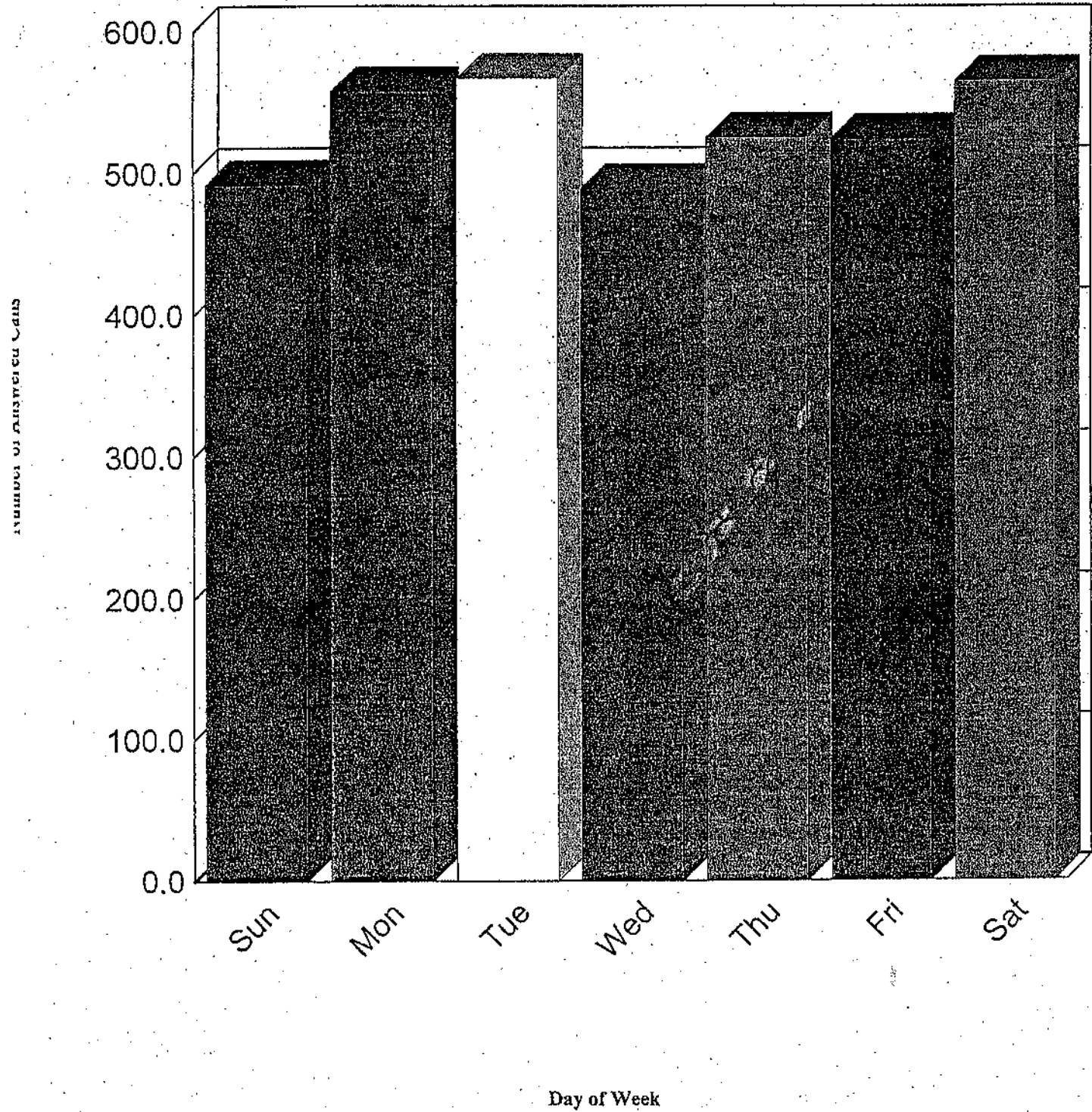
06-Mar-2005	Sun	Mon	Tue	Wed	Thu	Fri	Sat	Total
00:00:00	29	23	10	12	10	18	20	122
01:00:00	22	21	17	12	22	20	8	122
02:00:00	29	6	10	7	15	12	13	92
03:00:00	24	3	7	6	7	15	24	86
04:00:00	9	3	3	8	4	11	12	50
05:00:00	8	2	6	10	4	2	5	37
06:00:00	1	14	7	4	10	9	12	57
07:00:00	11	33	23	19	24	22	15	147
08:00:00	11	30	28	21	26	27	29	172
09:00:00	20	34	18	27	20	19	31	169
10:00:00	24	36	24	35	42	30	25	216
11:00:00	19	38	27	29	25	23	32	193
12:00:00	26	29	39	28	23	21	38	204
13:00:00	14	24	36	27	23	21	41	186
14:00:00	24	33	42	23	20	23	32	197
15:00:00	33	33	34	29	35	22	25	211
16:00:00	28	41	35	36	29	33	23	225
17:00:00	31	35	38	23	47	41	15	230
18:00:00	32	28	41	28	25	23	24	201
19:00:00	12	26	31	31	30	19	43	192
20:00:00	23	26	30	30	23	24	27	183
21:00:00	24	19	31	18	24	37	26	179
22:00:00	17	12	19	16	17	25	19	125
23:00:00	21	9	11	10	20	27	26	124
Total	492	558	567	489	525	524	565	3720

Weekly- Hou vs Day of Week

Report template: Weekly Calls for 911 and Admin Circuits - Hour vs Day of Week
Analyzing subject type: Position Group entity: All

16-Mar-2005

Total Number of Answered Calls vs Day of Week

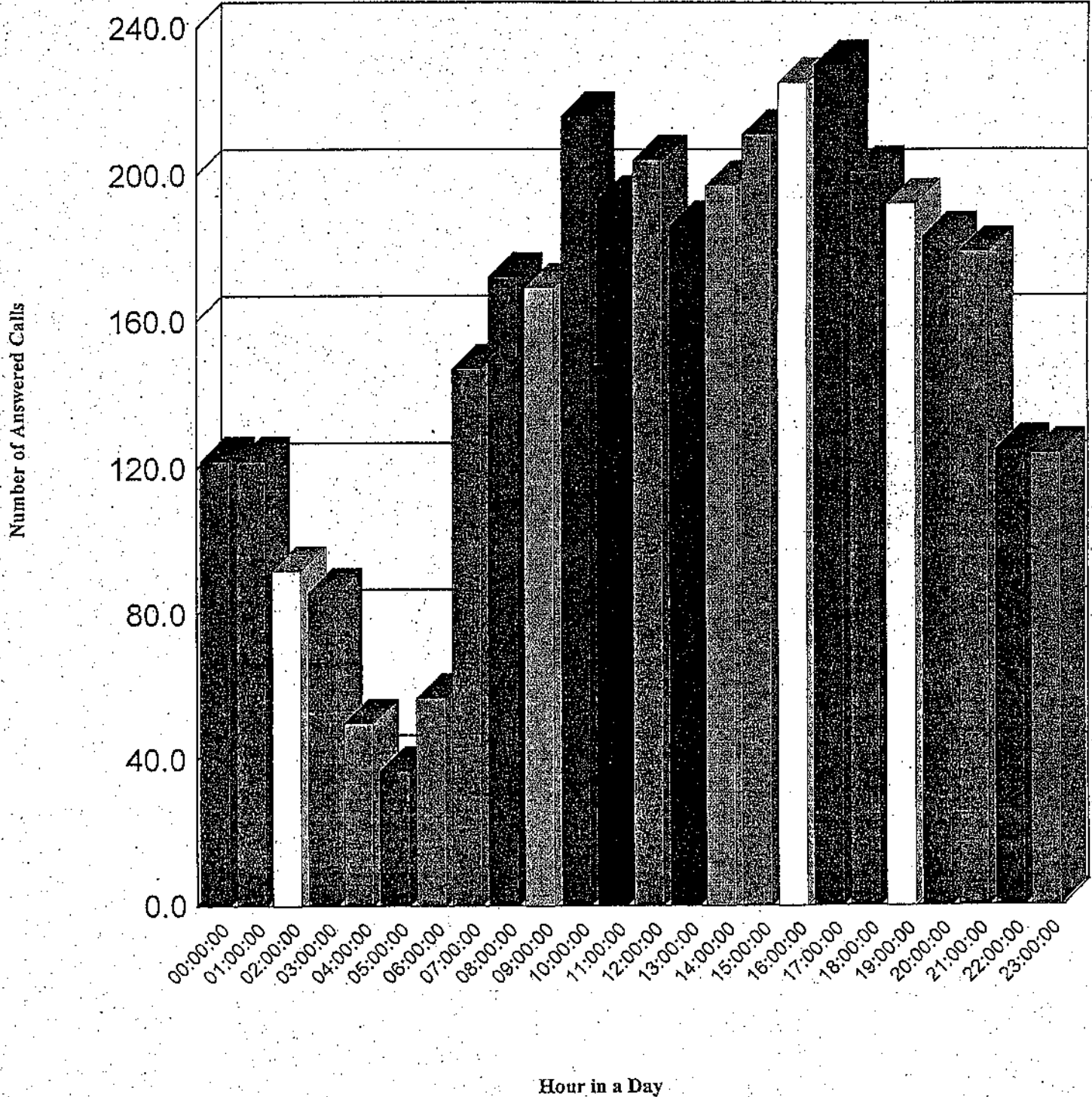


Weekly- Hou vs Day of Week

Report template: Weekly Calls for 911 and Admin Circuits - Hour vs Day of Week
Analyzing subject type: Position Group entity: All

06-Mar-2005

Total Number of Answered Calls vs Hour in a Day



Weekly- Hou vs Day of Week

Report template: Weekly Calls for 911 and Admin Circuits - Hour vs Day of Week
 Analyzing subject type: Position Group entity: All

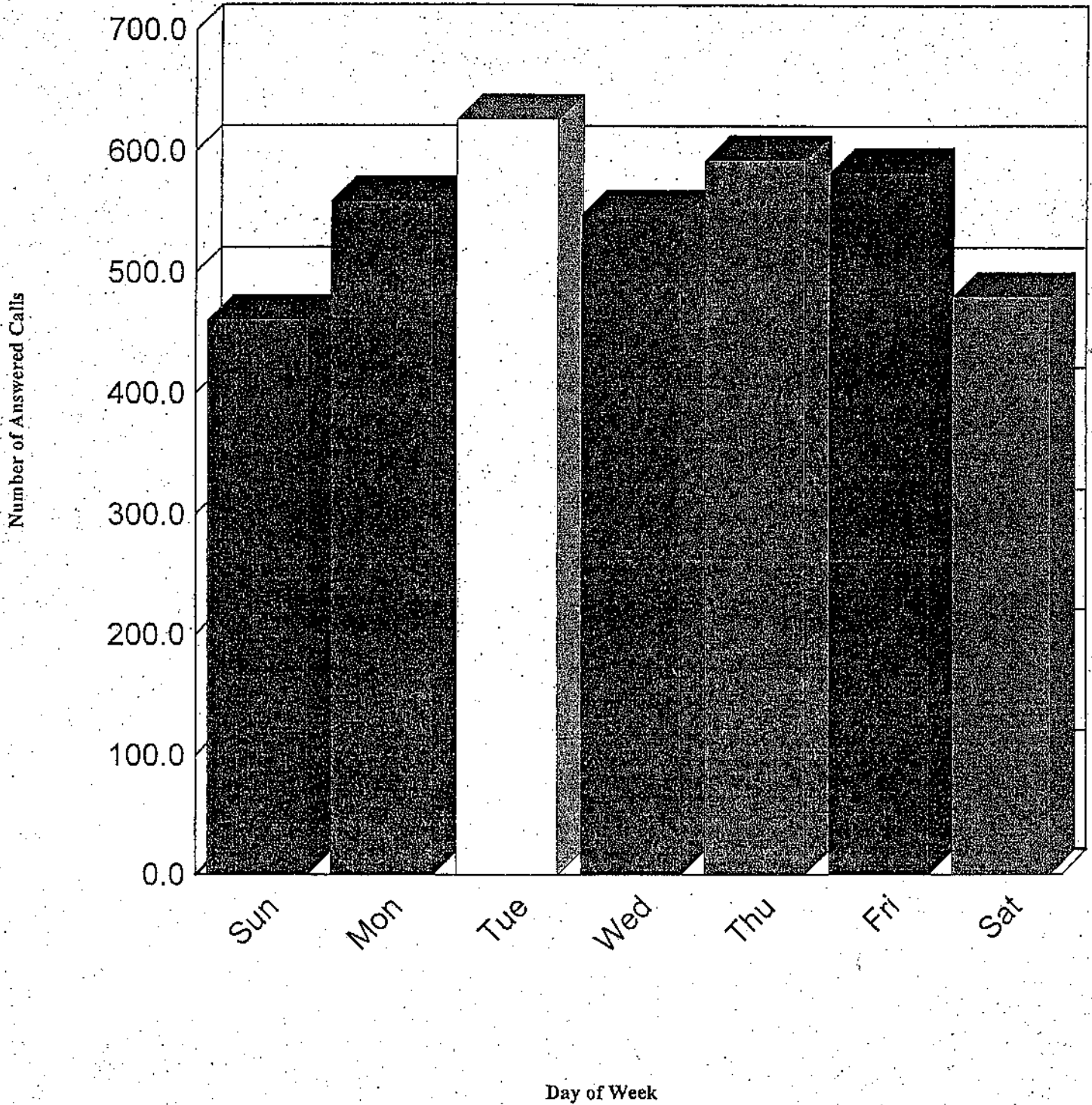
13-Mar-2005	Sun	Mon	Tue	Wed	Thu	Fri	Sat	Total
00:00:00	14	8	12	14	10	9	17	84
01:00:00	16	4	8	6	14	14	16	78
02:00:00	14	14	8	6	19	11	11	83
03:00:00	17	5	12	8	11	9	19	81
04:00:00	6	5	9	3	5	11	3	42
05:00:00	10	3	6	0	15	8	10	52
06:00:00	13	8	6	15	8	8	5	63
07:00:00	9	19	14	23	28	21	17	131
08:00:00	13	30	19	38	25	30	12	167
09:00:00	19	45	23	30	22	23	22	184
10:00:00	27	29	29	28	37	26	24	200
11:00:00	22	42	30	30	32	43	29	228
12:00:00	13	50	22	20	30	20	24	179
13:00:00	20	42	23	42	41	37	13	218
14:00:00	33	34	46	34	30	54	23	254
15:00:00	30	30	54	42	30	32	42	260
16:00:00	24	32	53	33	57	37	18	254
17:00:00	28	33	59	38	32	36	18	244
18:00:00	27	19	42	33	32	40	22	215
19:00:00	34	21	41	30	26	28	34	214
20:00:00	29	16	21	25	19	24	31	165
21:00:00	18	33	40	24	15	26	26	182
22:00:00	15	25	29	14	30	25	17	155
23:00:00	10	12	20	12	25	11	27	117
Total	461	559	626	548	593	583	480	3850

Weekly- Hou vs Day of Week

Report template: Weekly Calls for 911 and Admin Circuits - Hour vs Day of Week
Analyzing subject type: Position Group entity: All

13-Mar-2005

Total Number of Answered Calls vs Day of Week



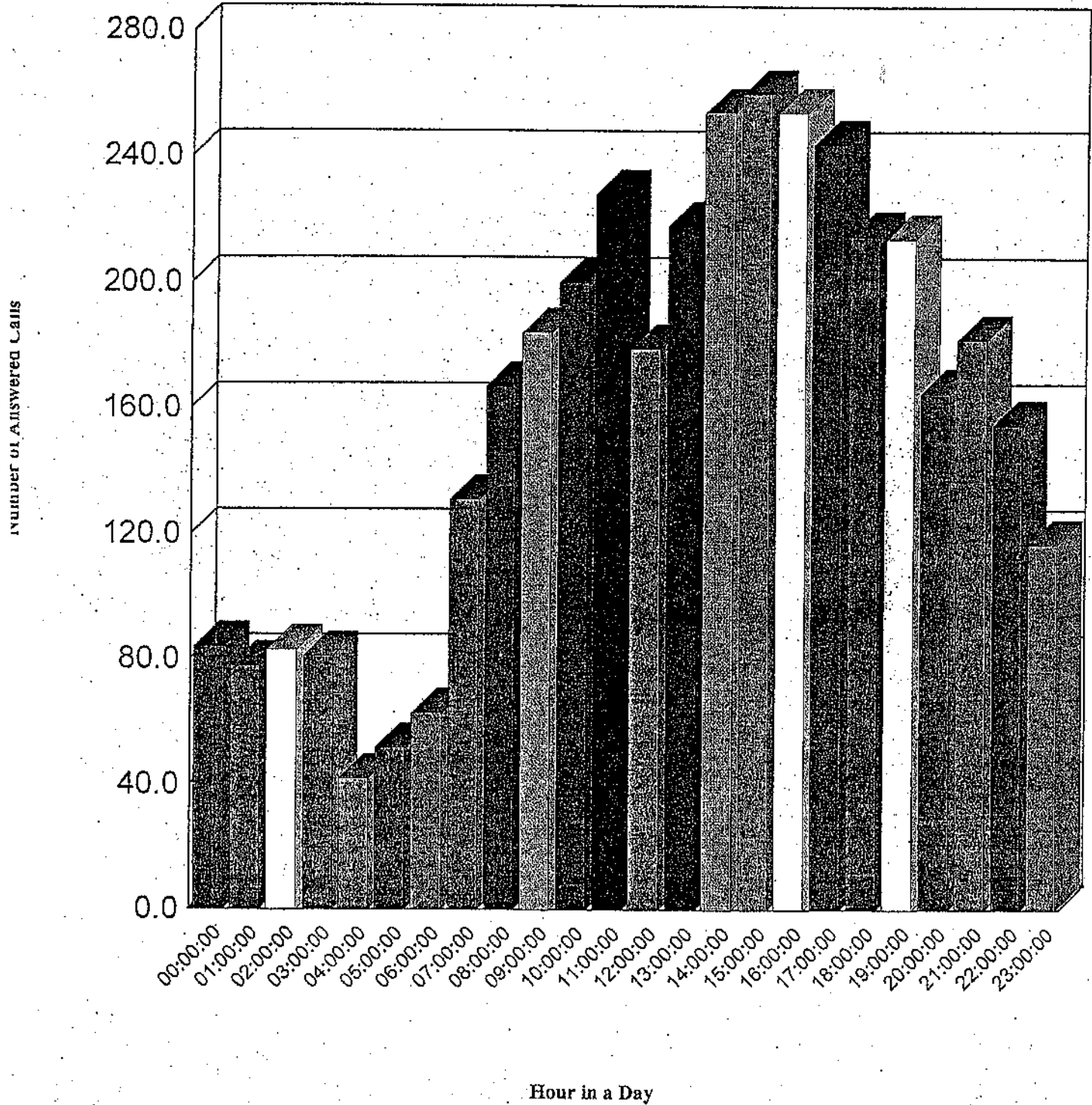
Weekly- Hou vs Day of Week

Report template: Weekly Calls for 911 and Admin Circuits - Hour vs Day of Week

Analyzing subject type: Position Group entity: All

13-Mar-2005

Total Number of Answered Calls vs Hour in a Day



Weekly- Hou vs Day of Week

Report template: Weekly Calls for 911 and Admin Circuits - Hour vs Day of Week
 Analyzing subject type: Position Group entity: All

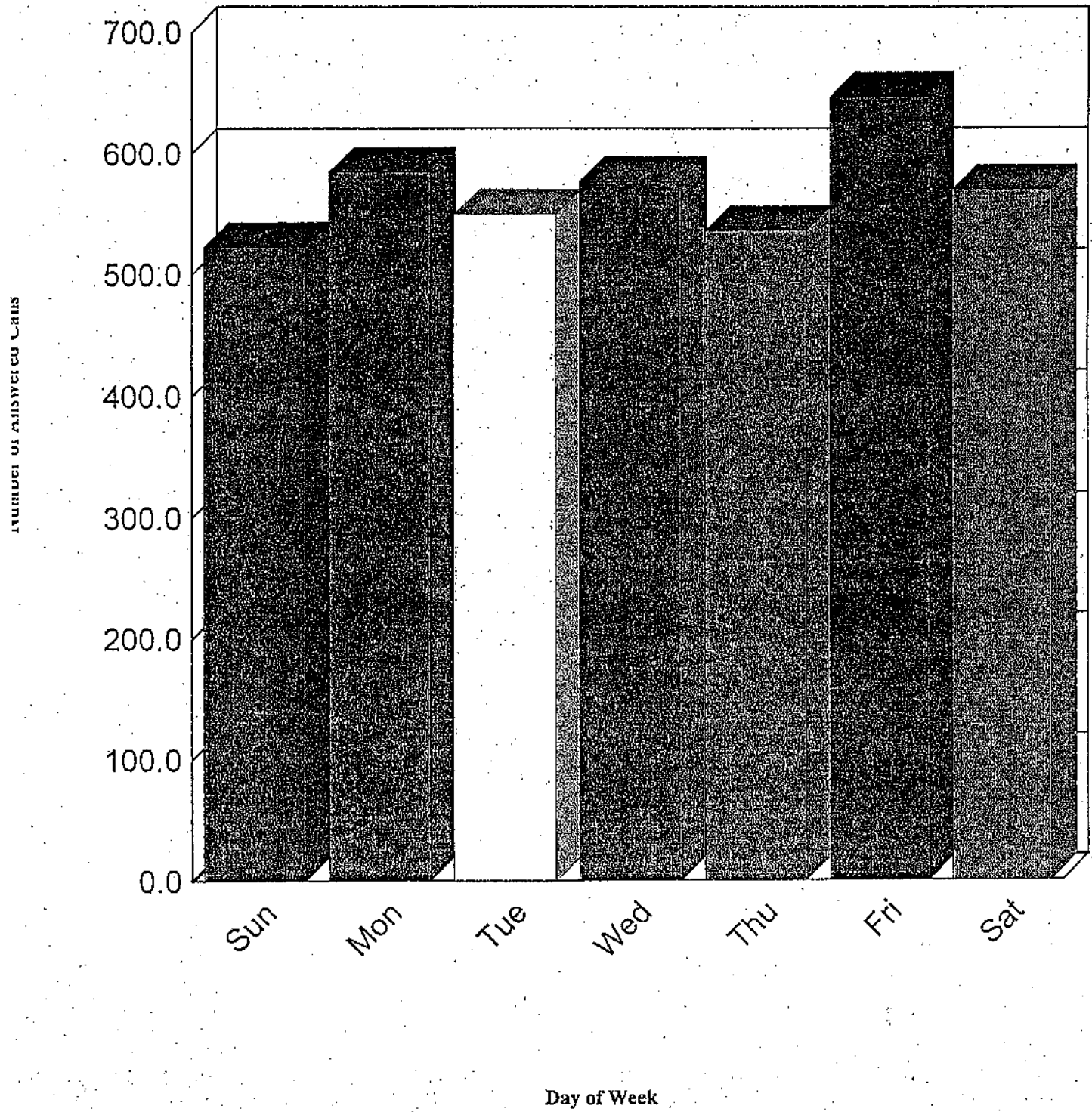
20-Mar-2005.	Sun	Mon	Tue	Wed	Thu	Fri	Sat	Total
00:00:00	14	19	11	7	10	18	17	96
01:00:00	8	16	17	10	14	21	27	113
02:00:00	21	11	8	12	10	25	11	98
03:00:00	16	6	15	4	5	12	12	70
04:00:00	8	13	11	13	10	11	15	81
05:00:00	11	3	1	11	11	14	9	60
06:00:00	20	8	14	20	15	11	6	94
07:00:00	12	11	18	21	18	18	33	131
08:00:00	34	28	20	32	25	27	31	197
09:00:00	21	17	34	34	24	31	19	180
10:00:00	29	30	23	23	31	29	29	194
11:00:00	14	33	30	36	24	42	45	224
12:00:00	24	39	24	18	29	34	32	200
13:00:00	20	33	25	36	35	24	37	210
14:00:00	41	22	46	36	32	47	27	251
15:00:00	20	42	35	47	29	37	28	238
16:00:00	47	45	28	25	49	37	14	245
17:00:00	37	38	40	34	20	42	25	236
18:00:00	33	37	27	29	32	46	19	223
19:00:00	21	33	29	37	31	24	14	189
20:00:00	17	30	27	14	21	25	33	167
21:00:00	22	32	23	22	25	27	33	184
22:00:00	11	24	24	30	22	23	25	159
23:00:00	22	15	20	26	14	22	29	148
Total	523	585	550	577	536	647	570	3988

Weekly- Hou vs Day of Week

Report template: Weekly Calls for 911 and Admin Circuits - Hour vs Day of Week
Analyzing subject type: Position Group entity: All

10-Mar-2005

Total Number of Answered Calls vs Day of Week

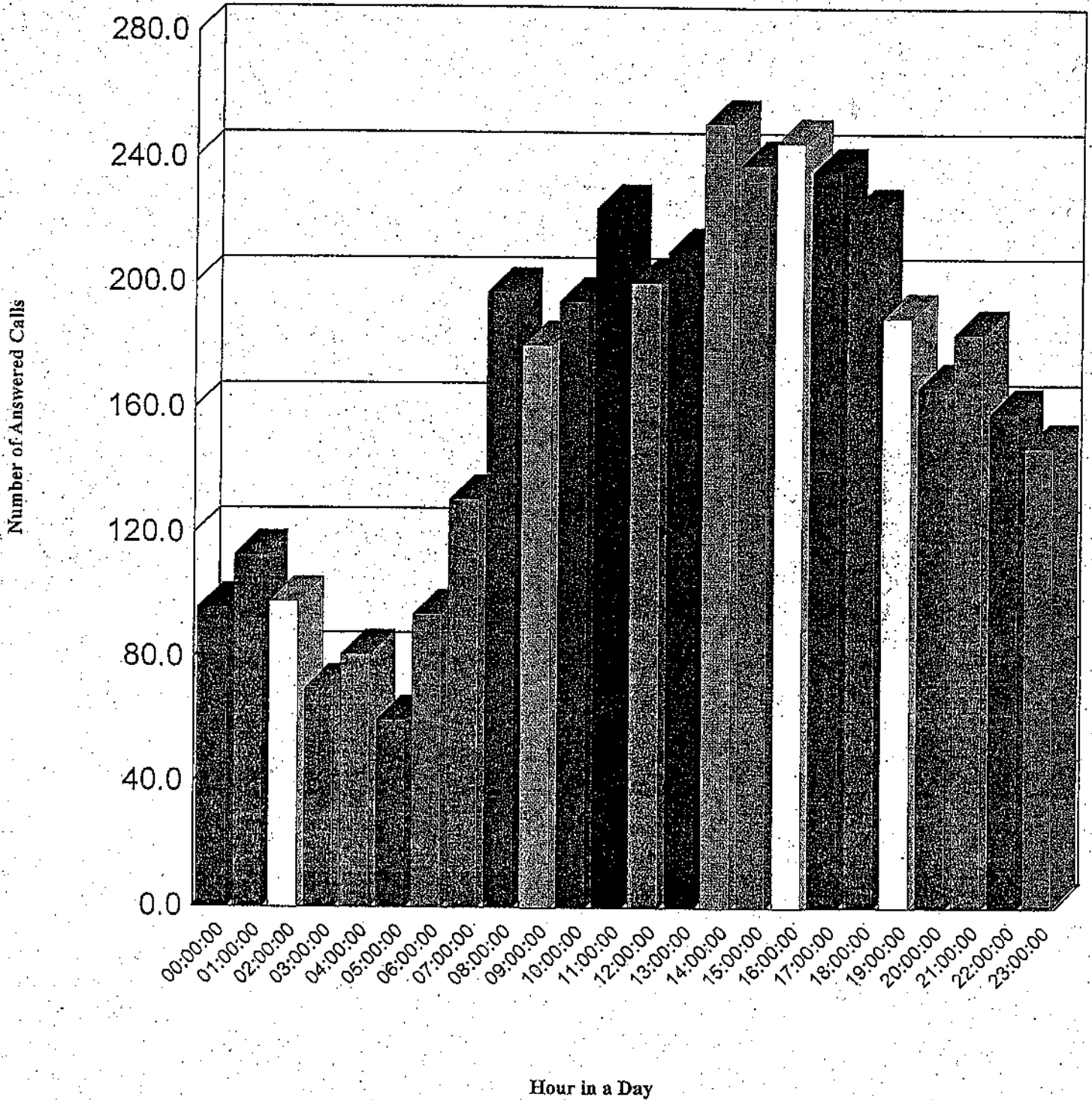


Weekly- Hou vs Day of Week

Report template: Weekly Calls for 911 and Admin Circuits - Hour vs Day of Week
Analyzing subject type: Position Group entity: All

20-Mar-2005

Total Number of Answered Calls vs Hour in a Day



Weekly- Hou vs Day of Week

Report template: Weekly Calls for 911 and Admin Circuits - Hour vs Day of Week
 Analyzing subject type: Position Group entity: All

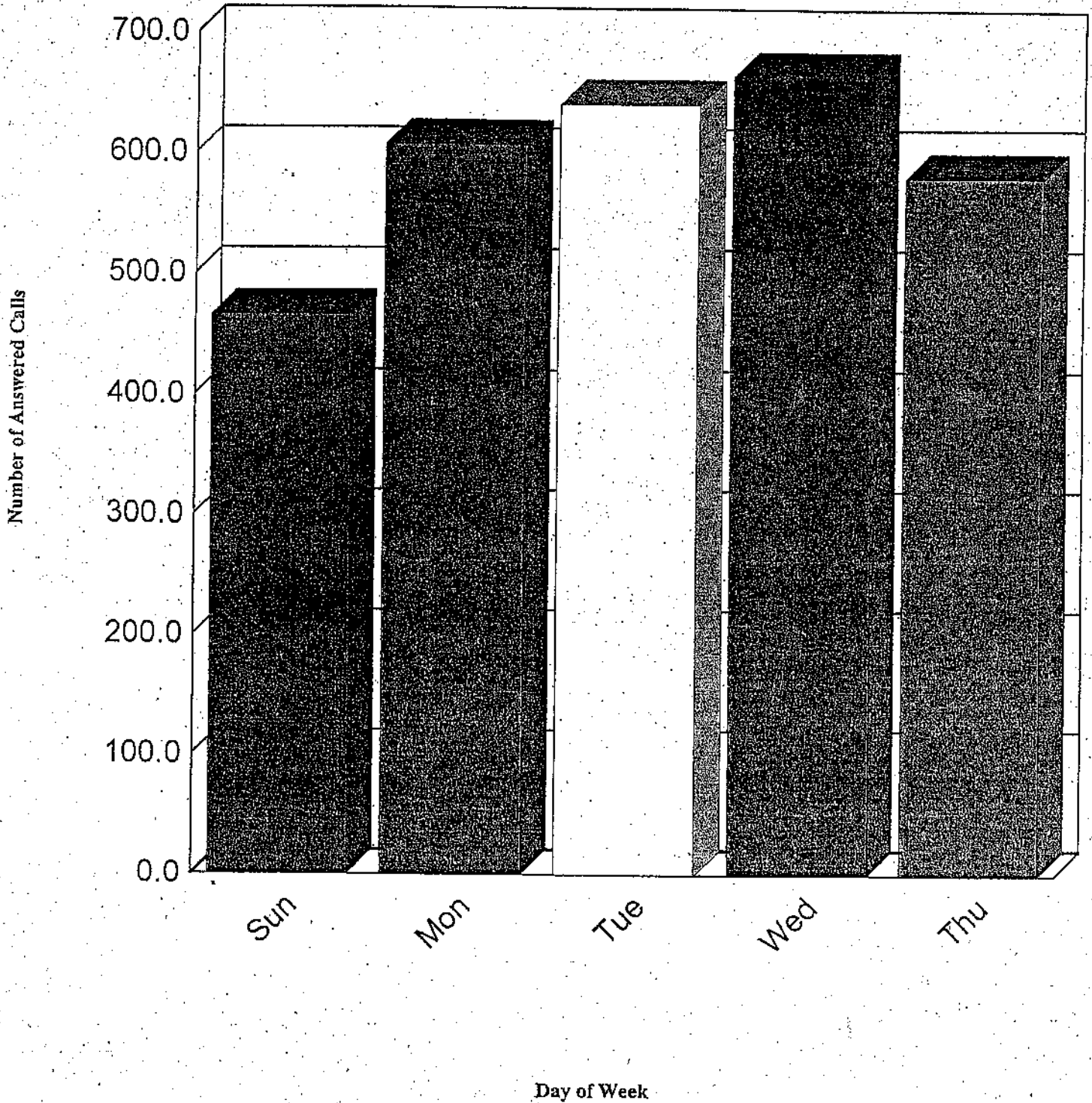
27-Mar-2005	Sun	Mon	Tue	Wed	Thu	Total
00:00:00	21	16	8	7	20	72
01:00:00	24	13	8	7	16	68
02:00:00	21	10	17	12	13	73
03:00:00	8	10	5	4	14	41
04:00:00	10	3	7	3	11	34
05:00:00	8	8	8	11	8	43
06:00:00	3	8	15	8	17	51
07:00:00	28	24	18	21	22	113
08:00:00	19	30	23	22	16	110
09:00:00	21	29	42	36	12	140
10:00:00	23	36	39	18	17	133
11:00:00	13	22	46	31	22	134
12:00:00	25	35	43	33	27	163
13:00:00	17	35	47	28	23	150
14:00:00	21	34	44	51	17	167
15:00:00	17	40	30	37	37	161
16:00:00	21	38	30	61	53	203
17:00:00	27	37	33	45	57	199
18:00:00	31	35	39	87	33	225
19:00:00	25	38	30	60	28	181
20:00:00	29	28	26	30	29	142
21:00:00	20	27	29	25	27	128
22:00:00	21	27	28	9	29	114
23:00:00	13	24	26	19	33	115
Total	466	607	641	665	581	2960

Weekly- Hou vs Day of Week

Report template: Weekly Calls for 911 and Admin Circuits - Hour vs Day of Week
Analyzing subject type: Position Group entity: All

27-Mar-2005

Total Number of Answered Calls vs Day of Week

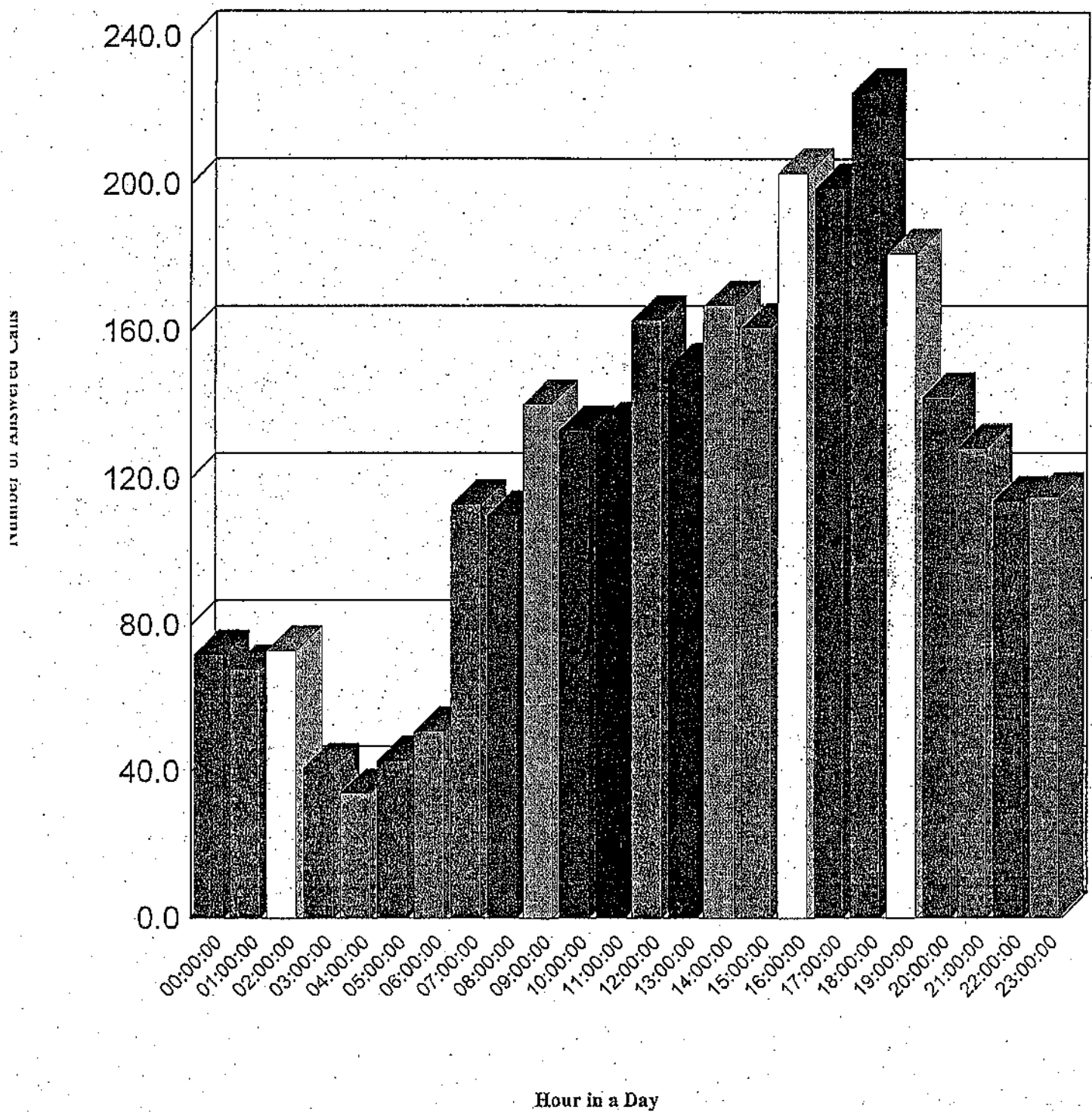


Weekly- Hou vs Day of Week

Report template: Weekly Calls for 911 and Admin Circuits - Hour vs Day of Week
Analyzing subject type: Position Group entity: All

17-Mar-2005

Total Number of Answered Calls vs Hour in a Day



Monthly - Hour vs Day of Week

Report template: Monthly Calls for 911 and Admin Circuits - Hour vs Day of Week
 Analyzing subject type: Position Group entity: All

Day of Week Containing Data

Sunday(s) Monday(s) Tuesday(s) Wednesday(s) Thursday(s) Friday(s) Saturday(s)
 4 4 5 5 5 4 4

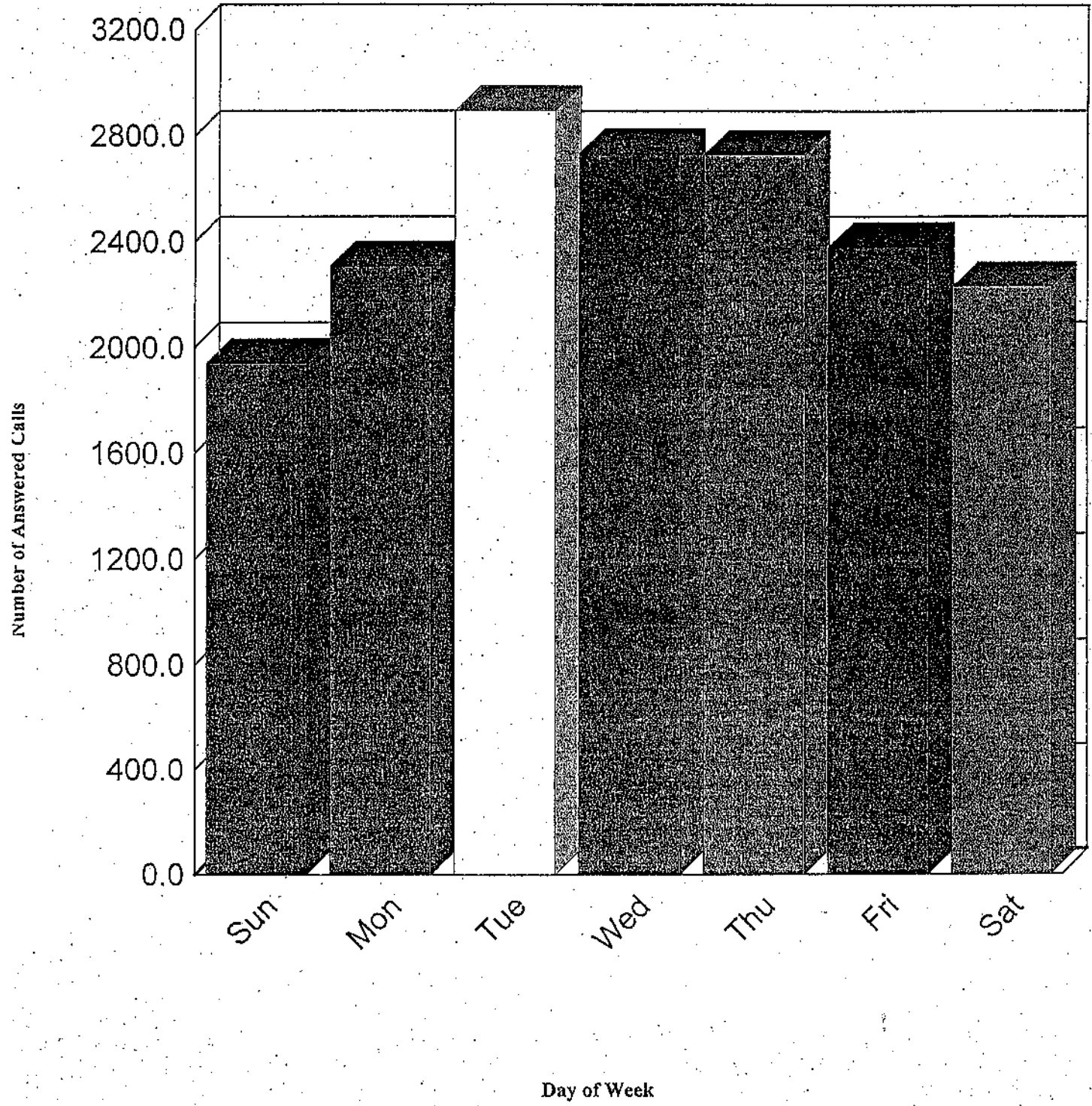
Mar-2005	Sun	Mon	Tue	Wed	Thu	Fri	Sat	Total
00:00:00	78	66	53	54	62	74	85	472
01:00:00	70	54	53	42	75	68	73	435
02:00:00	85	41	46	48	74	57	51	402
03:00:00	65	24	48	30	47	51	73	338
04:00:00	33	24	31	33	32	44	46	243
05:00:00	37	16	25	34	49	36	34	231
06:00:00	37	38	55	52	57	36	29	304
07:00:00	60	87	89	98	108	95	89	626
08:00:00	77	118	123	131	119	107	97	772
09:00:00	81	125	157	164	99	94	94	814
10:00:00	103	131	139	134	151	128	102	888
11:00:00	68	135	159	143	138	128	126	897
12:00:00	88	153	155	118	145	110	124	893
13:00:00	71	134	160	160	154	113	128	920
14:00:00	119	123	202	169	126	159	121	1019
15:00:00	100	145	175	181	152	147	123	1023
16:00:00	120	156	176	195	218	136	84	1085
17:00:00	123	143	207	169	180	163	90	1075
18:00:00	123	119	177	211	137	139	97	1003
19:00:00	92	118	165	168	135	97	123	898
20:00:00	98	100	118	114	115	92	125	762
21:00:00	84	111	149	110	117	117	112	800
22:00:00	64	88	132	87	130	103	94	698
23:00:00	66	60	103	91	110	86	109	625
Total	1942	2309	2397	2736	2730	2380	2229	17223

Monthly - Hour vs Day of Week

Report template: Monthly Calls for 911 and Admin Circuits - Hour vs Day of Week
Analyzing subject type: Position Group entity: All

Mar-2005

Total Number of Answered Calls vs Day of Week

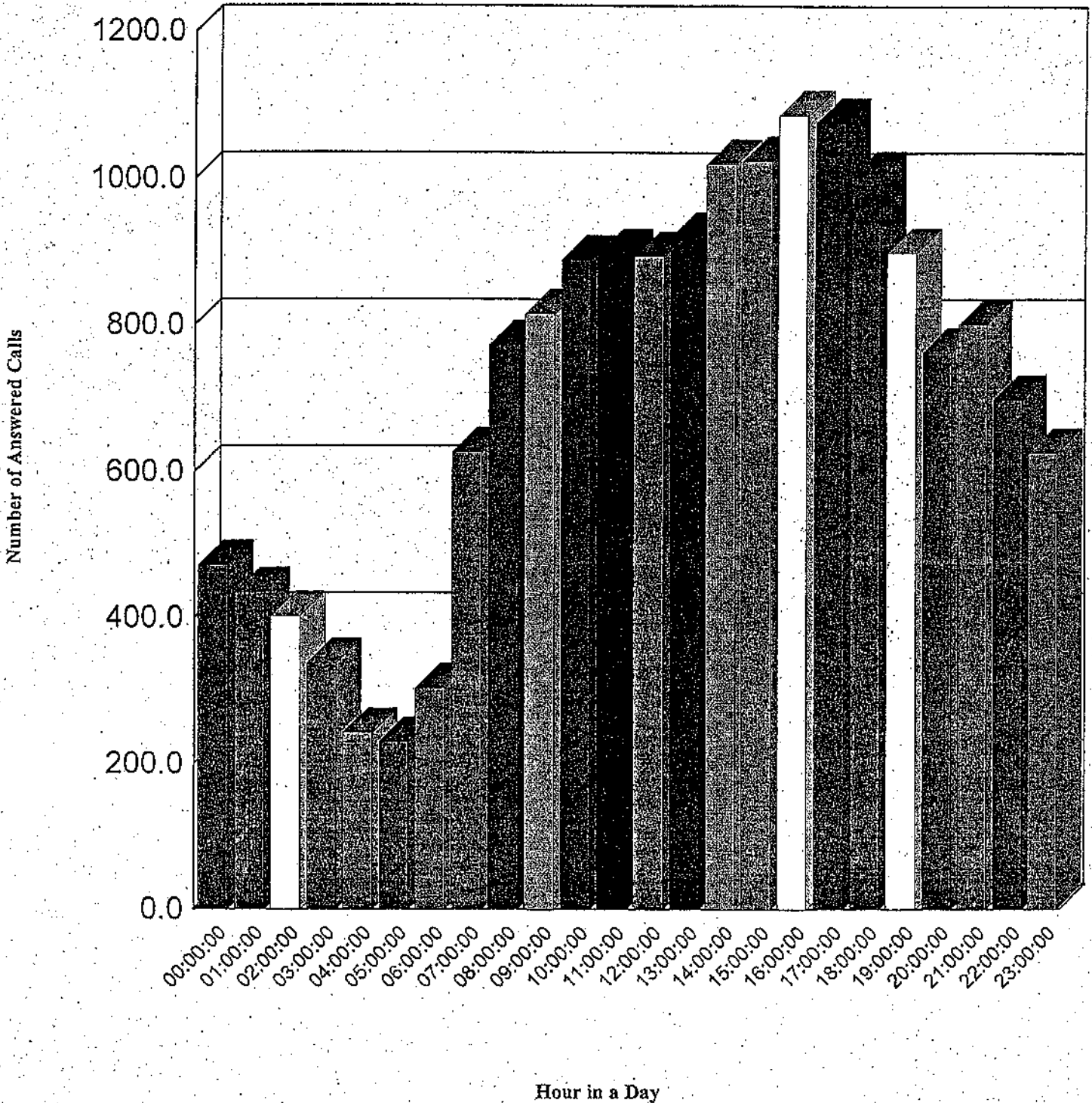


Monthly - Hour vs Day of Week

Report template: Monthly Calls for 911 and Admin Circuits - Hour vs Day of Week
Analyzing subject type: Position Group entity: All

Mar-2005

Total Number of Answered Calls vs Hour in a Day



Monthly- Day of Month vs Hour

Report template: Monthly Calls for 911 and Admin Circuits - Day of Month vs Hour

Analyzing subject type: Position Group entity: All

Mar-2005	00:00:00	01:00:00	02:00:00	03:00:00	04:00:00	05:00:00	06:00:00	07:00:00	08:00:00	09:00:00	10:00:00	11:00:00	Total PM	Total
11-Mar-200	12	3	3	9	1	4	13	16	33	40	24	26	329	513
12-Mar-200	14	7	11	8	6	2	5	14	18	37	30	17	288	457
13-Mar-200	12	9	17	10	2	11	7	16	27	21	24	35	304	495
14-Mar-200	29	13	9	15	11	12	8	34	23	21	43	20	388	626
15-Mar-200	31	22	16	18	16	10	6	24	25	22	24	20	380	614
16-Mar-200	29	22	29	24	9	8	1	11	11	20	24	19	285	492
17-Mar-200	23	21	6	3	3	2	14	33	30	34	36	38	315	558
18-Mar-200	10	17	10	7	3	6	7	23	28	18	24	27	387	567
19-Mar-200	12	12	7	6	8	10	4	19	21	27	35	29	299	489
20-Mar-200	10	22	15	7	4	4	10	24	26	20	42	25	316	525
21-Mar-200	18	20	12	15	11	2	9	22	27	19	30	23	316	524
22-Mar-200	20	8	13	24	12	5	12	15	29	31	25	32	339	565
23-Mar-200	14	16	14	17	6	10	13	9	13	19	27	22	281	461
24-Mar-200	8	4	14	5	5	3	8	19	30	45	29	42	347	559
25-Mar-200	12	8	8	12	9	6	6	14	19	23	29	30	450	626
26-Mar-200	14	6	6	8	3	0	15	23	38	30	28	30	347	548
27-Mar-200	10	14	19	11	5	15	8	28	25	22	37	32	367	593
28-Mar-200	9	14	11	9	11	8	8	21	30	23	26	43	370	583
29-Mar-200	17	16	11	19	3	10	5	17	12	22	24	29	295	480
30-Mar-200	14	8	21	16	8	11	20	12	34	21	29	14	315	523
31-Mar-200	19	16	11	6	13	3	8	11	28	17	30	33	390	585
1-Mar-200	11	17	8	15	11	1	14	18	20	34	23	30	348	550
2-Mar-200	7	10	12	4	13	11	20	21	32	34	23	36	354	577
3-Mar-200	10	14	10	5	10	11	15	18	25	24	31	24	339	536
4-Mar-200	18	21	25	12	11	14	11	18	27	31	29	42	388	647
5-Mar-200	17	27	11	12	15	9	6	33	31	19	29	45	316	570
6-Mar-200	21	24	21	8	10	8	3	28	19	21	23	13	267	466
7-Mar-200	16	13	10	10	3	8	8	24	30	29	36	22	398	607
8-Mar-200	8	8	17	5	7	8	15	18	23	42	39	46	405	641
9-Mar-200	7	7	12	4	3	11	8	21	22	36	18	31	485	665
10-Mar-200	20	16	13	14	11	8	17	22	16	12	17	22	393	581
Total	472	435	402	338	243	231	304	626	772	814	888	897	10801	17223

Monthly- Day of Month vs Hour

Report template: Monthly Calls for 911 and Admin Circuits - Day of Month vs Hour
 Analyzing subject type: Position Group entity: All

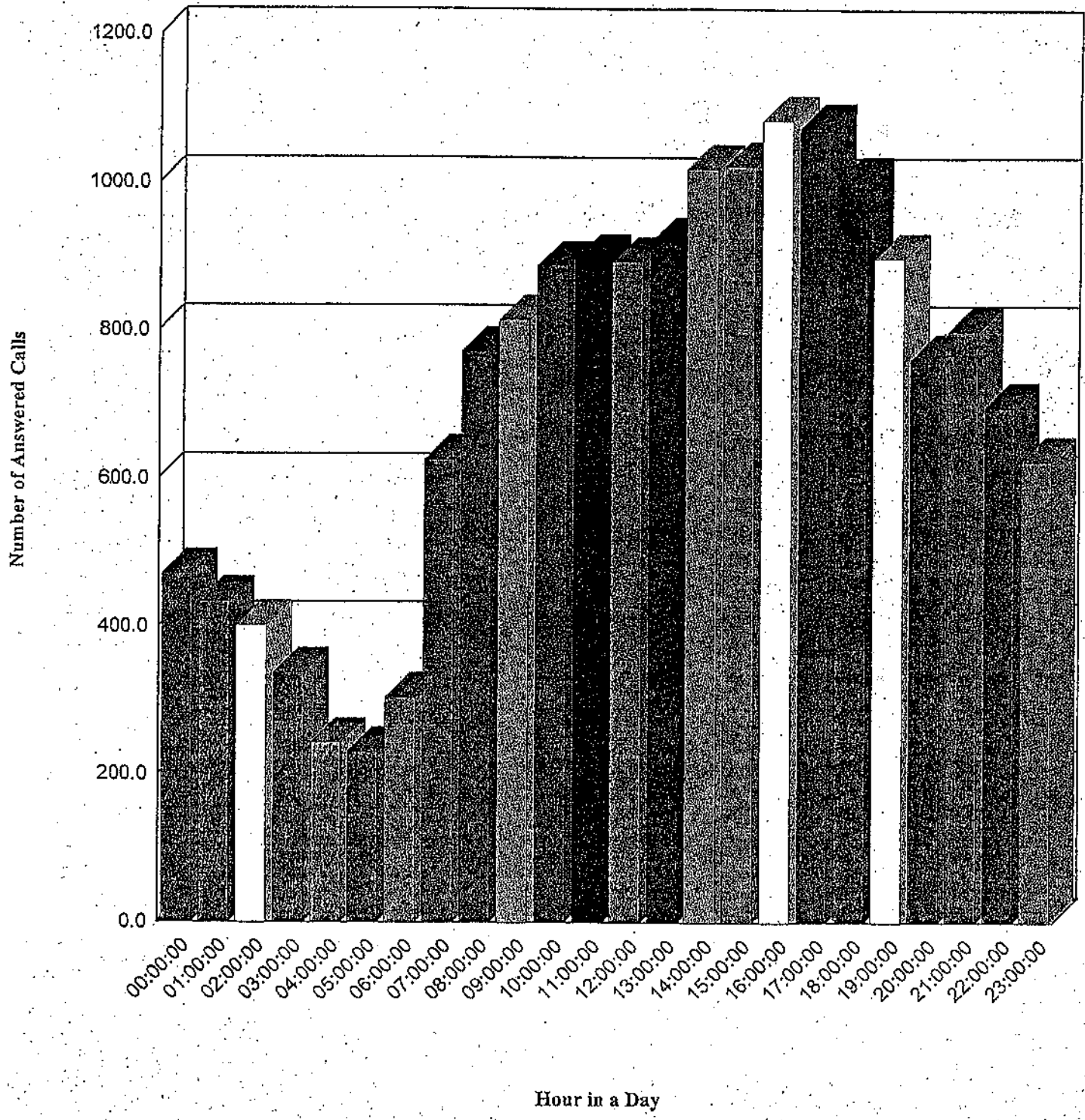
Mar-2005	12:00:00	13:00:00	14:00:00	15:00:00	16:00:00	17:00:00	18:00:00	19:00:00	20:00:00	21:00:00	22:00:00	23:00:00	Total AM	Total
01-Mar-200	27	29	24	22	30	37	28	34	14	26	32	26	184	513
02-Mar-200	19	27	25	26	40	29	34	10	15	21	18	24	169	457
03-Mar-200	36	32	27	21	30	24	15	20	23	26	32	18	191	495
04-Mar-200	35	31	35	56	29	44	30	26	19	27	30	26	238	626
05-Mar-200	30	37	39	28	29	32	32	32	34	27	33	27	234	614
06-Mar-200	26	14	24	33	28	31	32	12	23	24	17	21	207	492
07-Mar-200	29	24	33	33	41	35	28	26	26	19	12	9	243	558
08-Mar-200	39	36	42	34	35	38	41	31	30	31	19	11	180	567
09-Mar-200	28	27	23	29	36	23	28	31	30	18	16	10	190	489
10-Mar-200	23	23	20	35	29	47	25	30	23	24	17	20	209	525
11-Mar-200	21	21	23	22	33	41	23	19	24	37	25	27	208	524
12-Mar-200	38	41	32	25	23	15	24	43	27	26	19	26	226	565
13-Mar-200	13	20	33	30	24	28	27	34	29	18	15	10	180	461
14-Mar-200	50	42	34	30	32	33	19	21	16	33	25	12	212	559
15-Mar-200	22	23	46	54	53	59	42	41	21	40	29	20	176	626
16-Mar-200	20	42	34	42	33	38	33	30	25	24	14	12	201	548
17-Mar-200	30	41	30	30	57	32	32	26	19	15	30	25	226	593
18-Mar-200	20	37	54	32	37	36	40	28	24	26	25	11	213	583
19-Mar-200	24	13	23	42	18	18	22	34	31	26	17	27	185	480
20-Mar-200	24	20	41	20	47	37	33	21	17	22	11	22	208	523
21-Mar-200	39	33	22	42	45	38	37	33	30	32	24	15	195	585
22-Mar-200	24	25	46	35	28	40	27	29	27	23	24	20	202	550
23-Mar-200	18	36	36	47	25	34	29	37	14	22	30	26	223	577
24-Mar-200	29	35	32	29	49	20	32	31	21	25	22	14	197	536
25-Mar-200	34	24	47	37	37	42	46	24	25	27	23	22	259	647
26-Mar-200	32	37	27	28	14	25	19	14	33	33	25	29	254	570
27-Mar-200	25	17	21	17	21	27	31	25	29	20	21	13	199	466
28-Mar-200	35	35	34	40	38	37	35	38	28	27	27	24	209	607
29-Mar-200	43	47	44	30	30	33	39	30	26	29	28	26	236	641
30-Mar-200	33	28	51	37	61	45	37	60	30	25	9	19	180	665
31-Mar-200	27	23	17	37	53	57	33	28	29	27	29	33	188	581
Total	893	920	1019	1023	1085	1075	1003	898	762	800	698	625	6422	17223

Monthly- Day of Month vs Hour

Report template: Monthly Calls for 911 and Admin Circuits - Day of Month vs Hour
Analyzing subject type: Position Group entity: All

Mar-2005

Total Number of Answered Calls vs Hour in a Day

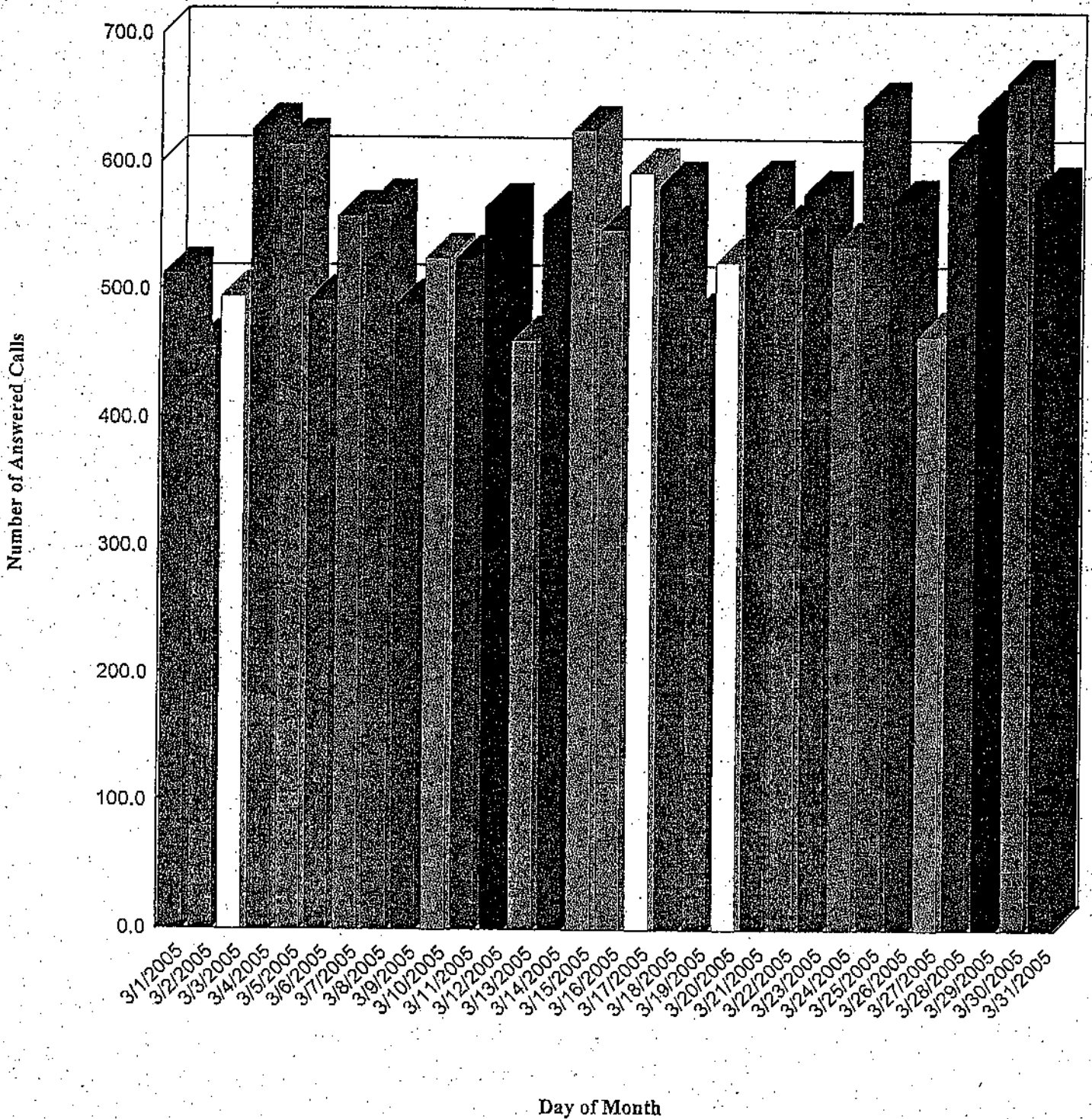


Monthly- Day of Month vs Hour

Report template: Monthly Calls for 911 and Admin Circuits - Day of Month vs Hour
Analyzing subject type: Position Group entity: All

Mar-2005

Total Number of Answered Calls vs Day of Month



March Resolution Report



CAD Activity/Ani-Ali Report

March 2005

FIRE & EMS

Δ E1 Delta	284
E E1 Echo	13
Γ E2 Charlie	143
Ν E3 Bravo	101
Μ E4 Alpha	171
Ϛ F2 High 2 (Standard Resp)	110
Ν F3 Medium	4
Ο F4 Low	1

Fire
 E — 1550
 NE — 277

 TOTAL 827

LEA

£ P1 High 1	77
£ P2 High 2	374
Μ P3 Medium	795
Ν P4 Low	346
Ν P5 No Priority	5

LEA
 E 451
 NE 1146

 TOTAL 1597

911 Hangups 319

TOTAL 2424

EMERGENCY

P1 Delta/E1 Delta
 P1 Echo/E1 Echo
 P2 Charlie/E2 Charlie
 P1 High 1
 P2 High 2/F2 High 2
 ProQA Not Initiated

NON-EMERGENCY

P3 Bravo/E3 Bravo
 P3 Medium/F3 Medium
 P4 Alpha/E4 Alpha
 P4 Low
 P5 No Priority

Report template: Monthly Incoming Call Types by ESN
 Analyzing subject type: Position Group entity: All

Mar 2005

ESN	Total	Wireline	Wireless	TTY	Abandoned
0418	6	6 (100.0%)	0 (0.0%)	0 (0.0%)	1 (16.7%)
0419	30	30 (100.0%)	0 (0.0%)	0 (0.0%)	1 (3.3%)
0420	14	14 (100.0%)	0 (0.0%)	0 (0.0%)	2 (14.3%)
0421	2	2 (100.0%)	0 (0.0%)	0 (0.0%)	0 (0.0%)
0422	2	2 (100.0%)	0 (0.0%)	0 (0.0%)	0 (0.0%)
0423	9	9 (100.0%)	0 (0.0%)	0 (0.0%)	1 (11.1%)
0425	23	23 (100.0%)	0 (0.0%)	0 (0.0%)	1 (4.3%)
0427	5	5 (100.0%)	0 (0.0%)	0 (0.0%)	1 (20.0%)
0428	7	7 (100.0%)	0 (0.0%)	0 (0.0%)	1 (14.3%)
0430	7	7 (100.0%)	0 (0.0%)	0 (0.0%)	0 (0.0%)
0432	1	1 (100.0%)	0 (0.0%)	0 (0.0%)	0 (0.0%)
0433	3	3 (100.0%)	0 (0.0%)	0 (0.0%)	1 (33.3%)
0435	8	8 (100.0%)	0 (0.0%)	0 (0.0%)	0 (0.0%)
0436	6	6 (100.0%)	0 (0.0%)	0 (0.0%)	0 (0.0%)
0437	19	19 (100.0%)	0 (0.0%)	0 (0.0%)	0 (0.0%)
0438	6	6 (100.0%)	0 (0.0%)	0 (0.0%)	1 (16.7%)
0440	3	3 (100.0%)	0 (0.0%)	0 (0.0%)	0 (0.0%)
0443	4	4 (100.0%)	0 (0.0%)	0 (0.0%)	0 (0.0%)
0444	2	2 (100.0%)	0 (0.0%)	0 (0.0%)	0 (0.0%)


Daily Incoming Call Types by ESN

Report template: Monthly Incoming Call Types by ESN

Analyzing subject type: Position Group entity: All


ESN	Total	Wireline	Wireless	TTY	Abandoned
0445	8	8 (100.0%)	0 (0.0%)	0 (0.0%)	0 (0.0%)
0446	28	28 (100.0%)	0 (0.0%)	0 (0.0%)	3 (10.7%)
0447	4	4 (100.0%)	0 (0.0%)	0 (0.0%)	0 (0.0%)
0449	11	11 (100.0%)	0 (0.0%)	0 (0.0%)	1 (9.1%)
0450	6	6 (100.0%)	0 (0.0%)	0 (0.0%)	0 (0.0%)
0451	1	1 (100.0%)	0 (0.0%)	0 (0.0%)	0 (0.0%)
0452	2	2 (100.0%)	0 (0.0%)	0 (0.0%)	0 (0.0%)
0454	1	1 (100.0%)	0 (0.0%)	0 (0.0%)	0 (0.0%)
0456	9	9 (100.0%)	0 (0.0%)	0 (0.0%)	0 (0.0%)
0968	2893	439 (15.2%)	2454 (84.8%)	1 (0.0%)	81 (2.8%)
Total	5540	3044 (54.9%)	2496 (45.1%)	2 (0.0%)	226 (4.1%)

Mar 2005 Type of 911 Call Count



Wireline	3044
Wireless	2496
Total	5540

911 TTY Count



TTY	2
Non TTY	5538
Total	5540

911 Abandoned Call Count



Abandoned	226
Non Abandoned	5314
Total	5540



McLEAN COUNTY SHERIFF'S DEPARTMENT
DAVID OWENS, SHERIFF
"Peace Through Integrity"
Administration Office
(309) 888-5034
104 W. Front Law & Justice Center Room 105
P.O. Box 2400 Bloomington, Illinois 61702-2400

Detective Commander (309) 888-5051
Patrol Commander (309) 888-5166
Patrol Duty Sergeant (309) 888-5019
Jail Division (309) 888-5065
Process Division (309) 888-5040
Records Division (309) 888-5055
Domestic Crimes Division (309) 888-5860
FAX (309) 888-5072

April 25, 2005

TO: Mr. Tari Renner, Chairman
FROM: Sheriff David Owens
SUBJ: MAY 2, 2005 JUSTICE COMMITTEE MEETING

Dear Chairman Renner:

I would respectfully request that the following item be placed on the May 2nd, 2005 Justice Committee Agenda for Information only:

- 1) **McLean County Detention Facility Population Report:** (Please see attached).

If you have any questions prior to the meeting, please give me a call.

Sincerely,

David Owens
Sheriff

DO:jc

MCDF Average Population
By Month 2005

Month	January	February	March	April	May	June	July	August	Sept	October	Nov	Dec	Average
Daily Total	233.42	203.50	191.29	186.80									203.75
In House	211.45	195.32	187.29	183.20									194.32
Female	31.32	31.14	29.10	29.08									30.16
Male	202.16	172.54	162.19	157.72									173.65
Spec Needs Female	8.29	10.68	8.71	7.84									8.88
Spec Needs Male	13.94	7.96	8.65	10.64									10.30
Str Sent Female	7.29	7.71	8.58	8.32									7.98
Str Sent Male	44.71	28.07	27.84	29.44									32.52
Weekender Work Rel Female	5.10	7.00	3.77	3.24									4.78
Weekender Work Rel Male	10.45	9.54	3.29	3.56									6.71
Other Fac Female	2.52	1.61	00.00	00.00									1.03
Other Fac Male	13.58	.07	00.00	00.00									3.41

MCDF- Population Report
 Second Quarter
 April / 2005

Date	Total		IN House	Spec Needs		Str. Sent		Work Rel/Weekend		Other Fac	
	Pop	House		Female	Male	Female	Male	Female	Male	Female	Male
1	188	184	25	163	6	8	31	2	3	0	0
2	185	184	21	164	4	8	33	2	4	0	0
3	182	181	25	157	8	8	33	2	5	0	0
4	186	181	24	162	6	8	31	2	4	0	0
5	189	184	22	167	3	8	36	3	4	0	0
6	190	185	23	167	4	7	34	3	4	0	0
7	197	192	27	170	6	7	35	3	4	0	0
8	188	183	27	161	6	7	34	3	4	0	0
9	191	190	33	158	11	7	36	3	4	0	0
10	193	192	32	161	10	7	30	3	3	0	0
11	192	188	33	159	10	7	29	3	3	0	0
12	189	185	28	161	7	8	27	3	3	0	0
13	189	184	31	158	8	8	28	3	4	0	0
14	188	183	29	159	9	7	26	3	4	0	0
15	185	180	30	155	10	7	28	3	4	0	0
16	195	193	35	160	11	10	26	4	4	0	0
17	191	190	33	158	9	9	24	4	4	0	0
18	189	185	31	158	8	8	24	4	3	0	0
19	186	181	33	153	9	12	23	4	3	0	0
20	192	187	33	159	8	11	29	4	3	0	0
21	186	181	30	156	7	10	29	4	3	0	0
22	175	170	30	145	7	11	30	4	3	0	0
23	175	173	31	144	10	9	28	4	3	0	0
24	175	174	31	144	10	8	27	4	3	0	0
25	174	170	30	144	9	8	25	4	3	0	0
26											
27											
28											
29											
30											
Total	4670	4580	727	3943	196	208	736	81	89	0	0
Average											
Apr-05	186.60	183.20	29.08	157.72	7.84	8.32	29.44	3.24	3.56	0	0.00

ASSET FORFEITURE FUND

STATEMENT OF REVENUE, EXPENDITURES AND FUND BALANCE

April 25, 2005

STATE'S ATTORNEY:

Beginning Balance 01/01/2005	\$ -57,410.90
(Reflects \$80,000 transfer to General Fund 12/31/02)	
(Reflects \$30,000 transfer to General Fund 12/31/03)	
Revenue	<u>4,453.70</u>
Total Funds Available	\$ <u>-52,957.20</u>
Expenditures	<u>2,700.99</u>
Fund Balance 04/25/05	\$ <u>-55,658.19</u>

SHERIFF:

Beginning Balance 01/01/2005	\$ 39,850.81
Revenue	<u>2,500.02</u>
Total Funds Available	\$ <u>42,350.83</u>
Expenditures	<u>833.37</u>
Fund Balance 04/25/05	\$ <u>41,517.46</u>

TOTAL FUND BALANCE **April 25, 2005** **\$ -14,140.73**

McLean County State's Attorney's Office 2005 Case Load Report

Jan. Feb. Mar. April May June July Aug. Sept. Oct. Nov. Dec. 2005 YTD 2004 YTD 2004 Total 2005 Projected

CRIMINAL

Felony	107	120	102	84									413	421	1,206	1,311
Misdemeanor	207	197	224	183									811	798	2,350	2,574
Asset Forfeiture	16	8	20	6									50	31	103	159
Family Totals	50	36	57	32									175	165	515	555
Family	36	19	40	24									119	104	334	378
Order of Protection	14	17	17	8									56	61	181	178
Juvenile Totals	24	18	22	29									93	141	422	295
Juvenile	0	1	5	0									6	2	12	19
Juvenile Abuse	12	9	13	15									49	67	224	156
Juvenile Delinquency	12	8	4	14									38	61	175	121
Traffic Totals	2,037	2,672	2,808	1,867									9,384	9,380	28,410	29,784
Traffic	1,958	2,598	2,710	1,811									9,077	9,068	27,463	28,810
DUI Traffic	79	74	98	56									307	312	947	974

CHILD SUPPORT

Paternity cases filed	8	5	12	11											15	65	114
Paternity cases established	4	2	4	4											21	55	44
Paternities excluded	0	0	1	1											6	13	6
Support Orders entered	70	92	62	43											264	940	847
Modification proceedings filed	20	20	19	19											132	283	248
Modification proceedings adjudicated	7	3	6	8											52	181	76
Enforcement actions filed	59	37	64	74											165	682	743
Enforcement actions adjudicated	101	115	61	63											316	1095	1079
Hearings set before Hearing Officer	70	32	101	32											351	1065	746
Orders prepared by Hearing Officer	58	32	88	26											303	893	647

2005 Projected = (2005 YTD/Day of Year) x 365 Days

n/c= not calculable