



**JUSTICE COMMITTEE AGENDA**  
**Government Center, Room 400**

**Monday, May 1, 2006**

**5:00 p.m.**

1. Roll Call
2. Chairman's Approval of Minutes – April 3, 2006
3. Appearance by Members of the Public
4. Departmental Matters:
  - A. Billie Larkin, Director, Children's Advocacy Center
    - 1) Items to be Presented for Information:
      - a) Monthly Statistical Report 1
      - b) CASA Report 2
      - c) General Report
      - d) Other
  - B. Sandy Parker, McLean County Circuit Clerk
    - 1) Items to be Presented for Information:
      - a) Statistical Reports, March, 2006 3-11
      - b) First Quarterly Statistical Reports 12-19
      - c) General Report
      - d) Other
  - C. David Owens, McLean County Sheriff
    - 1) Items to be Presented for Information:
      - a) McLean County Detention Facility  
Population Report, March 2006 20-22
      - b) General Report
      - c) Other

- D. Cindy Brand, Jury Commission
- 1) Items to be Presented for Information:
    - a) Jury Commission Quarterly Report 23-26
    - b) General Report
    - c) Other
- E. Beth C. Kimmerling, McLean County Coroner
- 1) Items to be Presented for Information:
    - a) Monthly Report, March 2006 27
    - b) General Report
    - c) Other
- F. Curt Hawk, Director, E.M.A.
- 1) Items to be Presented for Information:
    - a) General Report
    - b) Other
- G. Roxanne Castleman, Director, Court Services
- 1) Items to be Presented for Action:
    - a) Request Approval to Accept a Grant from the Illinois Criminal Justice Information Authority/ Juvenile Crime Enforcement Coalition to Fund Participation In the Performance based Standards Project 28-34
  - 2) Items to be Presented for Information:
    - a) Court Services Adult/Juvenile Division Statistics, March 2006 35-36
    - b) Juvenile Detention Center – McLean County Statistics, 2006 37-38
    - c) Juvenile Detention Center – Out of County Statistics, 2006 39-40
    - d) General Report
    - e) Other
- H. Bill Gamblin, Director, 911 Administration
- 1) Items to be Presented for Information:
    - a) Status Reports, March 2006 41-46
    - b) General Report
    - c) Other
- I. Amy Davis, Public Defender
- 1) Items to be Presented for Information:
    - a) Monthly Caseload Report, March 2006 47-49
    - b) General Report
    - c) Other

- J. Bill Yoder, McLean County State's Attorney
  - 1) Items to be Presented for Action:
    - a) Request Approval of the First Renewal and Amendment of the Intergovernmental Agreement between the Department of Healthcare and Family Services and McLean County State's Attorney – Intergovernmental Agreement No. 2006-55-013-Kj2 – IV-D Child Support Enforcement Program 50-52
  - 2) Items to be Presented for Information:
    - a) Monthly Caseload Report 53
    - b) Asset Forfeiture Fund Report 54
    - c) Discuss the Continuation of a Grant-funded Assistant State's Attorney Position assigned to the Children's Advocacy Center
    - d) General Report
    - e) Other

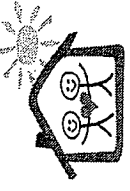
5. Other Business and Communication

6. Recommend payment of Bills and Transfers, if any, to the County Board

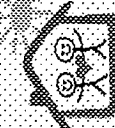
7. Adjournment

# McLean County Children's Advocacy Center Monthly Statistics

## March, 2006

	2005 INTERVIEWS Vic/OTHER/TOT	1ST. INTERVIEW 2006 MONTH/YTD	JUV. SUSPECT INTERVIEW 2006	SIB/WITNESS INTERVIEW 2006	2ND INTERVIEW 2006	OUT OF COUNTY INTERVIEW 2006	TOTAL MONTHLY INTERVIEWS	YTD TOTALS
JANUARY	19/6/25	14/14	1	5	0	0	20	20
FEBRUARY	5/12/17	20/34	2	5	0	1	28	48
MARCH	19/8/27	24/58	1	1	0	2	28	76
APRIL								
MAY								
JUNE								
JULY								
AUGUST								
SEPTEMBER								
OCTOBER								
NOVEMBER								
DECEMBER								
YEAR TO DATE TOTALS	42/26/69	58	4	11	0	3	76	76

# McLean County CASA Monthly Statistics FY06

	New Children Cases Assigned	Child Cases Closed	Children Awaiting CASA Assignment	Total Children Served	CASAs Assigned	Total Number of Assigned CASAs	Reported CASA Volunteer Hours	CASAs Trained	Reports Filed	Court Hearings Attended
January	2	1	9	121	1	66	312.5	In progress	10	15
February	4	2	8	127	5	64	344.35	In progress	8	14
March	2	2	8	128	1	63	899.1	13	6	9
April										
May										
June										
July										
August										
September										
October										
November										
December										
YTD Totals	8	5	9	576	7	66	1555.95	13	24	38

REPORT A  
ACTIVITY OF ALL CIVIL CASES  
DURING THE MONTH OF MARCH 2006  
IN THE CIRCUIT COURT OF THE 11th JUDICIAL CIRCUIT  
McLEAN COUNTY

CATEGORY	BEGIN PENDING	CODE	NEW FILED	REINSTATED	DISPOSED	END PENDING 2006	END PENDING 2005
Adoption	22	AD	8	0	3	27	31
Arbitration	269	AR	65	8	37	305	277
Chancery	243	CH	38	0	27	254	184
Dissolution of Marriage	377	D	57	3	39	398	449
Eminent Domain	1	ED	0	0	0	1	8
Family	284	F	36	2	54	268	194
Law => \$50,000 - Jury	286	L	3	0	4	285	290
Law => \$50,000 - Non-Jury	163	L	7	0	5	165	146
Law = < \$50,000 - Jury	0	LM	0	0	0	0	8
Law = < \$50,000 - Non-Jury	139	LM	95	4	50	188	154
Municipal Corporation	0	MC	0	0	0	0	1
Mental Health	6	MH	11	0	13	4	8
Miscellaneous Remedy	125	MR	42	0	43	124	157
Order of Protection	18	OP	15	0	14	19	13
Probate	1,031	P	34	0	20	1,045	1,068
Small Claim	591	SC	295	19	181	724	510
Tax	6	TX	0	0	0	6	5
TOTAL CIVIL	3,561		706	36	490	3,813	3,503

REPORT B  
 ACTIVITY OF ALL CRIMINAL CASES  
 DURING THE MONTH OF MARCH 2006  
 IN THE CIRCUIT COURT OF THE 11TH JUDICIAL CIRCUIT  
 McLEAN COUNTY

	BEGIN PENDING	CODE	NEW FILED	NO. OF DEFTS. NEW	REINSTATED	DISPOSED	END PENDING 2006	END PENDING 2005
CONTEMPT OF COURT	1	C.C.	1	1	0	0	2	5
CRIMINAL FELONY	886	CF	98	98	0	123	861	861
CRIMINAL MISDEMEANOR	858	CM	201	201	1	198	862	1,029
TOTAL CRIMINAL	1,745		300	300	1	321	1,725	1,895

REPORT C  
 ACTIVITY OF ALL JUVENILE CASES  
 DURING THE MONTH OF MARCH 2006  
 IN THE CIRCUIT COURT OF THE 11TH JUDICIAL CIRCUIT  
 McLEAN COUNTY

CATEGORY	BEGIN PENDING	CODE	NEW FILED	NO. OF DEFTS. NEW	REINSTATED	DISPOSED	END PENDING 2006	END PENDING 2005
JUVENILE	17	J	1	1	1	1	18	25
JUVENILE ABUSE & NEGLECT	309	JA	10	10	0	3	316	305
JUVENILE DELINQUENT	122	JD	7	7	10	21	118	80
TOTAL JUVENILE	448		18	18	11	25	452	410



REPORT D  
 ACTIVITY OF ALL OF ALL DUI/TRAFFIC/CONSERVATION/ORDINANCE CASES  
 DURING THE MONTH OF MARCH 2006  
 IN THE CIRCUIT COURT OF THE 11TH JUDICIAL CIRCUIT  
 McLEAN COUNTY

CATEGORY	BEGIN PENDING	CODE	NEW FILED	REINSTATED	DISPOSED	END PENDING 2006	END PENDING 2005
CONSERVATION VIOLATION	9	CV	11	0	0	20	9
DRIVING UNDER THE INFLUENCE	500	DT	68	0	61	507	493
ORDINANCE VIOLATION	827	OV	135	0	225	737	787
TRAFFIC VIOLATION	18,338	TR	3,982	20	4,305	18,035	14,926
<b>TOTALS:</b>	19,674		4,196	20	4,591	19,299	16,215



**REPORT F**  
**DISPOSITION OF DEFENDANTS CHARGED WITH FELONIES (1)**  
**DURING THE MONTH OF MARCH 2006**  
**IN THE CIRCUIT COURT OF THE 11TH JUDICIAL CIRCUIT**  
**McLEAN COUNTY**

		NOT CONVICTED					CONVICTED			TOTAL DEFENDANTS DISPOSED OF	
		S.O.L.	REDUCED TO MISDEMEANOR	DISMISSED	OTHER(2)	ACQUITTED BY		GUILTY PLEA	BENCH TRIAL		JURY TRIAL
NOLLE						BENCH TRIAL	JURY TRIAL				
21	0	14	0	*1	0	0	0	85	0	2	123

(1) NOT NECESSARILY DIFFERENT DEFENDANTS

(2) INCLUDES COURT ACTION: NO BILL, TRANSFERRED/NO JURISDICTION, DEATH SUGGESTED/CAUSE ABATED, UNFIT TO STAND TRIAL, SEXUALLY DANGEROUS, TRANSFERS TO WARRANT CALENDAR, AND EXTRADITION PROCEEDING FILED AS A FELONY.

\* No bill

REPORT F  
DISPOSITION OF DEFENDANTS CHARGED WITH FELONIES (1)  
THROUGH THE MONTH OF MARCH 2006  
IN THE CIRCUIT COURT OF THE 11TH JUDICIAL CIRCUIT  
McLEAN COUNTY

	NOT CONVICTED							CONVICTED			TOTAL DEFENDANTS DISPOSED OF
	NOLLE	S.O.L.	REDUCED TO MISDEMEANOR	DISMISSED	OTHER(2)	ACQUITTED BY		GUILTY PLEA	BENCH TRIAL	JURY TRIAL	
						BENCH TRIAL	JURY TRIAL				
JAN	19	0	8	0	0	0	2	73	1	3	106
FEB	13	0	6	1	1	0	1	48	0	0	70
MAR	21	0	14	0	1	0	0	85	0	2	123
APR											
MAY											
JUNE											
JULY											
AUG											
SEPT											
OCT											
NOV											
DEC											
TOTAL	53	0	28	1	2	0	3	206	1	5	299

(1) NOT NECESSARILY DIFFERENT DEFENDANTS

(2) INCLUDES COURT ACTION: NO BILL, TRANSFERRED/NO JURISDICTION, DEATH SUGGESTED/CAUSE ABATED, UNFIT TO STAND TRIAL, SEXUALLY DANGEROUS, TRANSFERS TO WARRANT CALENDAR, AND EXTRADITION PROCEEDING FILED AS A FELONY.

**REPORT G**  
**SENTENCE OF DEFENDANTS CHARGED WITH FELONIES**  
**DURING THE MONTH OF MARCH 2006**  
**IN THE CIRCUIT COURT OF THE 11th JUDICIAL CIRCUIT**  
**McLEAN COUNTY**

TOTAL NUMBER OF DEFENDANTS CONVICTED OF FELONIES BY GUILTY PLEA, BENCH TRIAL AND JURY TRIAL (FROM REPORT F). THIS TOTAL MUST EQUAL THE NUMBER OF FELONY SENTENCES ON THE FELONY SENTENCE TABLE BELOW.

TOTAL NUMBER OF CONVICTED FELONIES: 87  
(FROM REPORT F)

FELONY SENTENCE TABLE

	CLASS M	CLASS X	CLASS 1	CLASS 2	CLASS 3	CLASS 4	TOTALS
1. DEATH	0	0	0	0	0	0	0
2. LIFE	0	0	0	0	0	0	0
3. IDOC	0	2	3	7	6	21	39
4. PROBATION	0	0	3	7	7	26	43
5. OTHER	0	0	0	0	3	2	5
<b>TOTALS:</b>	<b>0</b>	<b>2</b>	<b>6</b>	<b>14</b>	<b>16</b>	<b>49</b>	<b>87</b>

\* Conditional Discharge

REPORT H  
ORDERS OF PROTECTION ISSUED  
DURING THE MONTH OF MARCH 2006  
IN THE CIRCUIT COURT OF THE 11TH JUDICIAL CIRCUIT  
McLEAN COUNTY

	<u>EMERGENCY</u>	<u>INTERIM</u>	<u>PLENARY</u>
DIVORCE	1	1	1
FAMILY (OP)	12	1	4
CRIMINAL	7	0	3
<b>TOTAL:</b>	20	2	8

REPORT A  
ACTIVITY OF ALL CIVIL CASES  
DURING THE FIRST QUARTER OF 2006  
IN THE CIRCUIT COURT OF THE 11TH JUDICIAL CIRCUIT  
McLEAN COUNTY

CATEGORY	BEGIN PENDING	CODE	NEW FILED	REINSTATED	DISPOSED	END PENDING 2006	END PENDING 2005
Adoption	18	AD	21	0	12	27	31
Arbitration	282	AR	155	24	156	305	277
Chancery	221	CH	109	0	76	254	184
Dissolution of Marriage	383	D	151	6	142	398	449
Eminent Domain	1	ED	0	0	0	1	8
Family	267	F	104	5	108	268	194
Law => \$50,000 - Jury	283	L	16	0	14	285	290
Law => \$50,000 - Non-Jury	162	L	18	0	15	165	146
Law = < \$50,000 - Jury	0	LM	0	0	0	0	8
Law = < \$50,000 - Non-Jury	144	LM	297	6	259	188	154
Municipal Corporation	0	MC	0	0	0	0	1
Mental Health	2	MH	29	0	27	4	8
Miscellaneous Remedy	117	MR	126	0	119	124	157
Order of Protection	15	OP	43	0	39	19	13
Probate	1,022	P	79	0	56	1,045	1,068
Small Claim	532	SC	729	62	599	724	510
Tax	6	TX	0	0	0	6	5
TOTAL CIVIL	3,455		1,877	103	1,622	3,813	3,503

REPORT B  
 ACTIVITY OF ALL CRIMINAL CASES  
 DURING THE FIRST QUARTER OF 2006  
 IN THE CIRCUIT COURT OF THE 11TH JUDICIAL CIRCUIT  
 McLEAN COUNTY

	BEGIN PENDING	CODE	NEW FILED	NO. OF DEFTS. NEW	REINSTATED	DISPOSED	END PENDING 2006	END PENDING 2005
CONTEMPT OF COURT	1	C.C.	2	2	0	1	2	5
CRIMINAL FELONY	827	CF	333	333	0	299	861	861
CRIMINAL MISDEMEANOR	870	CM	553	553	1	562	862	1,029
TOTAL CRIMINAL	1,698		888	888	1	862	1,725	1,895



REPORT C  
 ACTIVITY OF ALL JUVENILE CASES  
 DURING THE 1ST QUARTER 2006  
 IN THE CIRCUIT COURT OF THE 11TH JUDICIAL CIRCUIT  
 McLEAN COUNTY

CATEGORY	BEGIN PENDING	CODE	NEW FILED	NO. OF DEFTS. NEW	REINSTATED	DISPOSED	END PENDING 2006	END PENDING 2005
JUVENILE	17	J	1	1	1	1	18	25
JUVENILE ABUSE & NEGLECT	281	JA	52	52	0	17	316	305
JUVENILE DELINQUENT	128	JD	32	32	27	69	118	80
TOTAL JUVENILE	426		85	85	28	87	452	410

REPORT D  
 ACTIVITY OF ALL DUI/TRAFFIC/CONSERVATION/ORDINANCE CASES  
 DURING THE FIRST QUARTER 2006  
 IN THE CIRCUIT COURT OF THE 11TH JUDICIAL CIRCUIT  
 McLEAN COUNTY

CATEGORY	BEGIN PENDING	CODE	NEW FILED	REINSTATED	DISPOSED	END PENDING 2006	END PENDING 2005
CONSERVATION VIOLATION	15	CV	12	0	7	20	9
DRIVING UNDER THE INFLUENCE	440	DT	244	0	177	507	493
ORDINANCE VIOLATION	961	OV	348	0	572	737	787
TRAFFIC VIOLATION	18,399	TR	11,507	73	11,944	18,035	14,926
<b>TOTALS:</b>	19,815		12,111	73	12,700	19,299	16,215

**REPORT NO. E**  
**TIME LAPSE OF ALL CASES DISPOSED OF BY JURY VERDICT**  
**IN ALL CATEGORIES**  
**DURING THE FIRST QUARTER OF 2006**  
**IN THE CIRCUIT COURT OF THE 11th JUDICIAL CIRCUIT**  
**McLEAN COUNTY**

CASE NUMBER	FILING DATE	DATE OF VERDICT
05 CF 564	06/06/05	01/10/06
05 CF 883	09/06/05	01/11/06
04 SC 353	03/01/04	01/11/06
05 DT 657	10/03/05	01/12/06
05 CF 524	05/23/05	01/12/06
05 CM 1842	10/11/05	01/12/06
05 CM 1815	10/06/05	01/12/06
04 L 139	09/17/04	01/17/06
04 CF 840	09/22/04	02/15/06
05 CF 407	04/21/05	02/15/06
05 TR 18174	08/08/05	02/15/06
05 CM 1181	06/22/05	02/17/06
05 CF 1133	11/22/05	02/22/06
05 CF 714	07/25/05	02/23/06
05 CF 735	07/29/05	02/24/06
05 CF 1141	11/28/05	03/14/06
05 CF 441	05/04/05	03/15/06
05 CM 2382	12/27/05	03/22/06
05 DT 759	11/08/05	03/24/06
05 CF 786	08/11/05	03/24/06

NOTE: THIS REPORT SHOULD NOT INCLUDE ANY REINSTATED CASES UNLESS TIME-LAPSE IS COMPUTED FROM DATE OF REINSTATEMENT.

REPORT F  
DISPOSITION OF DEFENDANTS CHARGED WITH FELONIES<sup>(1)</sup>  
DURING THE FIRST QUARTER 2006  
IN THE CIRCUIT COURT OF THE 11TH JUDICIAL CIRCUIT  
McLEAN COUNTY

NOLLE	NOT CONVICTED						CONVICTED			TOTAL DEFENDANTS DISPOSED OF
	S.O.L.	REDUCED TO MISDEMEANOR	DISMISSED	OTHER(2)	ACQUITTED BY		GUILTY PLEA	BENCH TRIAL	JURY TRIAL	
					BENCH TRIAL	JURY TRIAL				
53	0	28	1	2	0	3	206	1	5	299

1) NOT NECESSARILY DIFFERENT DEFENDANTS  
2) INCLUDES COURT ACTION: NO BILL, TRANSFERRED/NO JURISDICTION, DEATH SUGGESTED/CAUSE ABATED, UNFIT TO STAND TRIAL, SEXUALLY DANGEROUS, TRANSFERS TO WARRANT CALENDAR, AND EXTRADITION PROCEEDING FILED AS A FELONY.

Directed verdict

**REPORT G**  
**SENTENCE OF DEFENDANTS CHARGED WITH FELONIES**  
**DURING THE FIRST QUARTER OF 2006**  
**IN THE CIRCUIT COURT OF THE 11th JUDICIAL CIRCUIT**  
**McLEAN COUNTY**

TOTAL NUMBER OF DEFENDANTS CONVICTED OF FELONIES BY GUILTY PLEA, BENCH TRIAL AND JURY TRIAL (FROM REPORT F). THIS TOTAL MUST EQUAL THE NUMBER OF FELONY SENTENCES ON THE FELONY SENTENCE TABLE BELOW.


TOTAL NUMBER OF CONVICTED FELONIES: 212  
(FROM REPORT F)

FELONY SENTENCE TABLE

	CLASS M	CLASS X	CLASS 1	CLASS 2	CLASS 3	CLASS 4	TOTALS
1. DEATH	0	0	0	0	0	0	0
2. LIFE	0	0	0	0	0	0	0
3. IDOC	0	3	11	18	24	47	103
4. PROBATION	0	0	5	17	23	56	101
5. OTHER	0	0	0	0	3	5	8
<b>TOTALS:</b>	<b>0</b>	<b>3</b>	<b>16</b>	<b>35</b>	<b>50</b>	<b>108</b>	<b>212</b>

REPORT H  
ORDERS OF PROTECTION ISSUED  
DURING THE 1ST QUARTER 2006  
IN THE CIRCUIT COURT OF THE 11TH JUDICIAL CIRCUIT  
McLEAN COUNTY

	<u>EMERGENCY</u>	<u>INTERIM</u>	<u>PLENARY</u>
DIVORCE	5	1	1
FAMILY (OP)	27	5	10
CRIMINAL	9	0	4
<b>TOTAL:</b>	41	6	15



McLEAN COUNTY SHERIFF'S DEPARTMENT  
DAVID OWENS, SHERIFF  
"Peace Through Integrity"  
Administration Office  
(309) 888-5034  
104 W. Front Law & Justice Center Room 105  
P.O. Box 2400 Bloomington, Illinois 61702-2400

Detective Commander (309) 888-5051  
Patrol Commander (309) 888-5166  
Patrol Duty Sergeant (309) 888-5019  
Jail Division (309) 888-5065  
Process Division (309) 888-5040  
Records Division (309) 888-5055  
Domestic Crimes Division (309) 888-5860  
FAX (309) 888-5072

April 21, 2006

TO: Mr. Tari Renner, Chairman  
FROM: Sheriff David Owens  
SUBJ: MAY 1<sup>st</sup>, 2006 JUSTICE COMMITTEE MEETING

Dear Chairman Renner:

I would respectfully request that the following item be placed on the May 1st, 2006 Justice Committee Agenda for information only:

**Information**

- 1) **McLean County Detention Facility Population Report:** (Please see attached)

I plan on attending this meeting and will be prepared to answer any questions you or members of the committee may have.

David Owens  
Sheriff

DO:jc

Attachment

MCDF-Population Report  
 Second Quarter  
 April  
 2006

Date	Total Pop	IN House	Spec Needs		Str. Sent		Work Rel/Weekend		Other Fac		
			Female	Male	Female	Male	Female	Male	Female	Male	
1	227	220	36	191	7	22	14	39	19	0	0
2	225	222	35	190	7	18	14	40	19	0	0
3	222	208	34	188	5	17	14	40	19	0	0
4	225	213	38	187	6	15	15	44	19	0	0
5	223	205	37	186	10	12	14	42	18	0	0
6	221	209	38	183	10	8	13	43	17	0	0
7	210	196	39	171	8	7	14	42	17	0	0
8	221	216	39	182	9	14	14	39	17	0	0
9	222	218	40	182	11	19	14	39	15	0	0
10	220	208	40	180	8	14	13	40	15	0	0
11	220	208	37	183	9	14	12	41	15	0	0
12	210	198	33	177	7	11	11	41	15	0	0
13	209	196	33	176	8	9	10	39	15	0	0
14	201	189	29	172	6	10	10	37	14	0	0
15	210	202	32	178	11	14	10	37	14	0	0
16	210	205	29	181	8	16	9	36	14	0	0
17	206	193	27	179	6	12	8	33	14	0	0
18	210	200	30	180	6	15	9	35	16	0	0
19	206	198	30	176	11	14	9	35	15	0	0
20	206	193	27	179	4	17	9	33	16	0	0
21	208	194	27	181	3	17	9	35	16	0	0
22	215	209	28	187	5	20	9	35	16	0	0
23	208	203	25	183	3	15	9	35	15	0	0
24	212	199	26	186	3	18	9	34	15	0	0
25											
26											
27											
28											
29											
30											
Total	5147	4902	789	4358	171	348	272	914	385	0	0
Average											
Apr-06	214.46	204.25	32.88	181.58	7.13	14.50	11.33	38.08	16.04	0	0.00



MCDF Average Population  
Six Month Comparison  
2005/6

Month	November 2005	December 2005	January 2006	February 2006	March 2006	April 2006	Average
Daily Total	201.77	181.97	226.32	232.43	216.81	214.46	212.29
In House	190.03	171.74	200.42	200.04	203.03	204.25	194.92
Female	32.37	27.00	32.77	31.43	31.03	32.88	31.25
Male	169.40	154.97	193.55	201.00	185.74	181.58	181.04
Special Needs-Females	9.07	9.45	7.94	6.18	7.52	7.13	7.88
Special Needs-Males	11.97	11.26	13.94	15.93	14.35	14.50	13.66
Straight Sent-Females	9.23	6.00	4.97	6.68	10.90	11.33	8.19
Straight Sent-Males	30.73	25.55	51.90	52.11	43.94	38.08	40.39
Weekender/Work Release-Female	4.50	2.61	5.10	5.07	2.65	2.04	3.66
Weekender/Work Release-Male	13.17	11.58	17.19	19.82	16.97	16.04	15.79
Other Facilities Female	00.00	00.00	00.00	00.00	00.00	00.00	00.00
Other Facilities Male	1.93	00.00	9.35	18.14	1.58	00.00	5.17

DATE: May 1, 2006

TO: Honorable Members of the Justice Committee,  
McLean County Board

FROM: Cindy L. Brand  
Jury Coordinator

RE: Statistics and Progress – 1<sup>st</sup> Quarter

I am submitting for your information the 1<sup>st</sup> quarter statistics of our activity.

As shown in the Comparative Jury Trial Statistics the number of jury trials held during the first quarter of 2006 is more than during the same period in 2005. This is an increase of 5 cases.

During the first quarter of 2006, 13% of the groups of jurors called in were sent home because the trial was unable to be held. This low figure is an indication of the judges' attention to finalizing jury plans before calling in jurors.

The LaGrone jury trial began with jury selection on February 21, 2006. 600 jurors were summoned initially to provide 250 jurors for that trial and 150 for use by McLean County judges that week. Approximately 90 jurors were used by Judge Peters to select the 12 jurors and 4 alternates for the DeWitt County trial. DeWitt County will be reimbursing McLean County for juror pay, mileage and parking in the amount of \$14,399.90. DeWitt County is paying for the jurors' meals directly.

During non-jury weeks we continue to make the jury assembly room available to other departments for large meetings.

**Comparative Jury Trial Statistics  
Number of Trials Conducted**

<b>Month:</b>	<b>2006</b>	<b>2005</b>	<b>2004</b>	<b>2003</b>	<b>2002</b>	<b>2001</b>
<b>Jan:</b>	11	7	12	13	10	11
<b>Feb:</b>	11	8	8	9	9	8
<b>Mar:</b>	$\frac{5}{27}$	$\frac{7}{22}$	7	8	8	18
<b>Apr:</b>		8	6	3	10	6
<b>May:</b>		7	14	11	9	12
<b>June:</b>		10	12	0	8	9
<b>July:</b>		7	12	5	10	15
<b>Aug:</b>		4	12	6	12	9
<b>Sept:</b>		12	9	7	11	11
<b>Oct:</b>		5	11	7	13	11
<b>Nov:</b>		7	5	8	10	2
<b>Dec:</b>		9	6	14	10	11
<b>Totals:</b>		91	114	91	120	123

## JUROR UTILIZATION REPORT

YEAR ENDING 2006

	<b>Jan</b>	<b>Feb</b>	<b>Mar</b>	<b>Apr</b>	<b>May</b>	<b>June</b>
Sets called in:	13	12	6			
Sets sent home:	2	1	1			
Sets to trials:	11	11	5			
% Sent home	15%	8%	17%			

	<b>July</b>	<b>Aug</b>	<b>Sept</b>	<b>Oct</b>	<b>Nov</b>	<b>Dec</b>
Sets called in:						
Sets sent home:						
Sets to trials:						
% Sent home						

### 1<sup>st</sup> Quarter Recap

<b>Sets called in:</b>	<b>31</b>
<b>Sets sent home</b>	<b>4</b>
<b>Sets to trial</b>	<b>27</b>
<b>Total % Sent Home</b>	<b>13 %</b>

JUROR PAYMENT SUMMARY REPORT

SUB-PANEL	APPEARANCE DATE	JURORS SUMMONED	JURORS SERVED	PER DIEM PAID	MILEAGE PAID	PARKING PAID	MISCELLANEOUS PAID	OTHER PAID	TOTAL PAID
JAB Petit	Jan 09, 2006	260	175	\$3210.00	\$1361.75	\$0.00	\$0.00	\$0.00	\$4571.75
JAZ Coroner	Jan 12, 2006	34	30	\$440.00	\$194.35	\$0.00	\$0.00	\$0.00	\$634.35
JAC Petit	Jan 17, 2006	220	148	\$2240.00	\$1077.05	\$0.00	\$0.00	\$0.00	\$3317.05
FBG Grand	Feb 01, 2006	34	26	\$1530.00	\$582.40	\$0.00	\$0.00	\$0.00	\$2112.40
FBA Petit	Feb 06, 2006	230	105	\$2570.00	\$1337.05	\$0.00	\$0.00	\$0.00	\$3907.05
FBB Petit	Feb 14, 2006	240	143	\$1820.00	\$969.80	\$0.00	\$0.00	\$0.00	\$2789.80
FBC Petit	Feb 21, 2006	600	319	\$6080.00	\$3083.60	\$0.00	\$0.00	\$0.00	\$9163.60
MRB Petit	Mar 13, 2006	215	100	\$1260.00	\$687.70	\$0.00	\$0.00	\$0.00	\$1947.70
MRC Petit	Mar 20, 2006	240	100	\$1510.00	\$764.40	\$0.00	\$0.00	\$0.00	\$2274.40
<b>TOTAL</b>		<b>2073</b>	<b>1146</b>	<b>\$20660.00</b>	<b>\$10058.10</b>	<b>\$0.00</b>	<b>\$0.00</b>	<b>\$0.00</b>	<b>\$30718.10</b>
<b>TOTAL Petit</b>		<b>2005</b>	<b>1090</b>	<b>\$18690.00</b>	<b>\$9281.35</b>	<b>\$0.00</b>	<b>\$0.00</b>	<b>\$0.00</b>	<b>\$27971.35</b>
AVERAGE COST PER JUROR - Petit \$25.66									
<b>TOTAL Grand</b>		<b>34</b>	<b>26</b>	<b>\$1530.00</b>	<b>\$582.40</b>	<b>\$0.00</b>	<b>\$0.00</b>	<b>\$0.00</b>	<b>\$2112.40</b>
AVERAGE COST PER JUROR - Grand \$81.25									
<b>TOTAL Coroner</b>		<b>34</b>	<b>30</b>	<b>\$440.00</b>	<b>\$194.35</b>	<b>\$0.00</b>	<b>\$0.00</b>	<b>\$0.00</b>	<b>\$634.35</b>
AVERAGE COST PER JUROR - Coroner \$21.15									

**Office of the Coroner  
McLean County  
MAR 2006 REPORT**

	<b>MAR 2006</b>	<b>MAR2005</b>	<b>TYTD 2006</b>	<b>LYTD 2005</b>
<i>Cases</i>	<b>74</b>	78	<b>236</b>	223
<i>Autopsies</i>	<b>7</b>	5	<b>21</b>	25
<i>Out/County Autopsies</i>	<b>17</b>	28	<b>39</b>	81
<i>Inquests</i>	<b>2</b>	8	<b>12</b>	20

**MAR TOTAL DEPOSITS**

	<b>BUDGET</b>	<b>ACTUAL</b>
<i>Copy Fees</i>	\$ 6,000.00	1,297.20
<i>Morgue Fee</i>	28,750.00	2,465.00
<i>Reim/Services</i>	250.00	100.00
<i>Paid to Facilities Mgt</i>	--	2,160.00

**DEATH INVESTIGATIONS THAT INCLUDE AUTOPSY AND FOLLOW-UP**

Traffic Crash – 0

Medical/Sudden death – 3

Homicide – 0

Other (pending tox. & autopsy results and/or inquest ruling) – 4

**OPEN DEATH INVESTIGATIONS**

Traffic Crash – 2    Homicide – 0

Medical/Sudden death – 6                      Other/Pending - 12

**McLEAN COUNTY – GRANT INFORMATION FORM**

**General Grant Information**

<b>Requesting Agency or Department:</b> McLean County Juvenile Detention Center		<b>This request is for:</b> <input checked="" type="checkbox"/> A New Grant <input type="checkbox"/> Renewal/Extension of Existing Grant	
<b>Granting Agency:</b> Illinois Criminal Justice Information Authority/ Juvenile Crime Enforcement Coalition		<b>Grant Type:</b> <input type="checkbox"/> Federal, CFDA #: <input checked="" type="checkbox"/> State <input type="checkbox"/> Other	<b>Grant Date:</b> Start: July 1, 2006 End: June 30, 2007
<b>Grant Title:</b> Performance Based Standards			
<b>Grant Total Amount (including match):</b> \$ 4,999		<b>Grant Funding Method:</b> <input type="checkbox"/> Reimbursement, Receiving Cash Advance <input type="checkbox"/> <input checked="" type="checkbox"/> Pre-Funded <b>Expected Initial Receipt Date:</b> July 2006	
<b>Match Amount (if applicable):</b> Required Match :\$ 499 Overmatch: \$		<b>Source of Matching Funds (if applicable):</b> McLean County Juvenile Detention Center Budget	
<b>Will it be likely to obtain this grant again next FY?</b> <input checked="" type="checkbox"/> Yes <input type="checkbox"/> No			

**Grant Costs Information**

<b>Will personnel be supported with this grant:</b> <input type="checkbox"/> Yes (complete personnel portion below) <input checked="" type="checkbox"/> No		<b>A new hire will be responsible for financial reporting:</b> <input type="checkbox"/> Yes <input checked="" type="checkbox"/> No																									
<table border="1"> <thead> <tr> <th align="center" colspan="2">Grant Expense Chart</th> </tr> <tr> <th align="left">Personnel Expenses</th> <th align="right">Costs</th> </tr> </thead> <tbody> <tr> <td>Number of Employees:</td> <td></td> </tr> <tr> <td>Personnel Cost</td> <td align="right">\$</td> </tr> <tr> <td>Fringe Benefit Cost</td> <td align="right">\$</td> </tr> <tr> <td><b>Total Personnel Cost</b></td> <td align="right">\$</td> </tr> <tr> <td><b>Additional Expenses</b></td> <td></td> </tr> <tr> <td>Subcontractors</td> <td align="right">\$</td> </tr> <tr> <td>Equipment</td> <td align="right">\$</td> </tr> <tr> <td>Other</td> <td align="right">\$ 4999</td> </tr> <tr> <td><b>Total Additional Expenses</b></td> <td align="right">\$</td> </tr> <tr> <td><b>GRANT TOTAL</b></td> <td align="right"><b>\$ 4999</b></td> </tr> </tbody> </table> <p align="center"><i>Grant Total must match "Grant Total Amount" from General Grant Information</i></p>		Grant Expense Chart		Personnel Expenses	Costs	Number of Employees:		Personnel Cost	\$	Fringe Benefit Cost	\$	<b>Total Personnel Cost</b>	\$	<b>Additional Expenses</b>		Subcontractors	\$	Equipment	\$	Other	\$ 4999	<b>Total Additional Expenses</b>	\$	<b>GRANT TOTAL</b>	<b>\$ 4999</b>	<b>Description of equipment to be purchased:</b> n/a  <b>Description of subcontracting costs:</b> n/a  <b>Other requirements or obligations:</b> To participate in the Performance based standards project	
Grant Expense Chart																											
Personnel Expenses	Costs																										
Number of Employees:																											
Personnel Cost	\$																										
Fringe Benefit Cost	\$																										
<b>Total Personnel Cost</b>	\$																										
<b>Additional Expenses</b>																											
Subcontractors	\$																										
Equipment	\$																										
Other	\$ 4999																										
<b>Total Additional Expenses</b>	\$																										
<b>GRANT TOTAL</b>	<b>\$ 4999</b>																										

**Responsible Personnel for Grant Reporting and Oversight:**

  
 Department Head Signature

4-27-06  
 Date

\_\_\_\_\_  
 Grant Administrator/Coordinator Signature (if different)

\_\_\_\_\_  
 Date

<b>OVERSIGHT COMMITTEE APPROVAL</b>	
_____ Chairman	_____ Date



## COURT SERVICES

Roxanne K. Castleman, Director

104 W. Front Street, P.O. Box 2400 Law & Justice Center Bloomington, IL 61702-2400

Adult Division: (309) 888-5360

Fax (309) 888-5434

Room 103


Juvenile Division: (309) 888-5370

Fax (309) 888-5831

Room 601

## Memo

To: Honorable Members of the Justice Committee

From: Roxanne K. Castleman 

CC: Chief Judge Elizabeth A. Robb

Date: 4/24/2006

Re: Performance Based Standards Grant

In 1995 the McLean County Juvenile Detention Center became one of seven pilot sites for the performance-based standards federal initiative. This initiative was launched to help detention centers improve the safety, programming and conditions of confinements of their facilities. Over the past 10 years the detention center has diligently collected and reported data, cooperated with their assigned consultant and also benefited from the facility improvement plans. We received federal grants (training and one time educational equipment grants) over the past 10 years due to our participation in this process.

We were recently informed there would be an annual fee of \$4999.00 per year to continue our participation in this process.

Mr. Goldberg informed members of the Juvenile Justice Commission, that McLean County was in the middle of their budget for 2006 and this was an unbudgeted expense and therefore we would not be able to continue with this process. The Commission believed McLean County would continue to benefit in this process, and also the information collected from our center would benefit other centers across the nation, so they recommended we apply for a grant to pay for this fee.

The grant would be funded through the Illinois Criminal Justice Information Authority/Juvenile Crime Enforcement Coalition. There is a 10% cash match for this grant, which would be funded through existing funds in the detention center's budget.

I will be present at the Justice Committee meeting, to answer any questions you may have.

Thank you for your consideration in this matter.





170 Forbes Rd. Suite 106, Braintree, MA 02184  
(781) 843-2663 Fax: (781) 843-1688  
Email: [help@pbstandards.org](mailto:help@pbstandards.org)  
[www.pbstandards.org](http://www.pbstandards.org)

## Fact Sheet

**PbS** stands for the Performance-based Standards for Youth Correction and Detention Facilities program, a major federal initiative launched in 1995 to improve the safety, programming and conditions of confinement in juvenile facilities. The program provides national standards, performance measures and tools to guide facility operations. ([www.pbstandards.org](http://www.pbstandards.org))

- PbS was developed and is directed by the Council of Juvenile Correctional Administrators (CJCA), a non-profit organization of juvenile agency chief executive officers dedicated to improving youth correction services, practices and programs to help youths succeed when they return to the community. ([www.cjca.net](http://www.cjca.net))
- PbS is a three-part cycle of activities to improve practices and services:
  - Data Collection – Information is collected from facility records, incident reports and interviews with staff and youths and entered online through the PbS website.
  - Site Report and Analysis – The results are reported back to facilities as easy-to-read PbS Site Reports and include more than 100 outcome measures indicating performance meeting national standards. The measures include rates of injuries, academic achievement, use of isolation and restraints, medical and mental health services, legal rights, reintegration activities and programming services.
  - Facility Improvement Plans – Facility staff are trained and guided along specific steps to identify outcomes to improve, the plan to make the improvements and monitoring the implementation activities. The impact and effectiveness is measured by subsequent data collections.
- PbS is a winner of the 2004 Innovations in American Government Award from the Ash Institute for Democratic Governance and Innovation at the John F. Kennedy School of Government at Harvard University given each year to five programs that creatively and effectively address a significant public sector problem. ([www.ashinstitute.harvard.edu](http://www.ashinstitute.harvard.edu))





170 Forbes Rd. Suite 106, Braintree, MA 02184

(781) 843-2663 Fax: (781) 843-1688

Email: [help@pbstandards.org](mailto:help@pbstandards.org)

[www.pbstandards.org](http://www.pbstandards.org)

### **Mission:**

To improve the conditions of confinement for youths in correctional facilities across the country so that during the youths' incarceration, they have individualized opportunities to learn and grow that will increase their chances for success when they return to the community.

### **Overview:**

PbS (Performance-based Standards for Youth Correction and Detention Facilities) is a tool for self-improvement and accountability for the basics of facility operations - safety, order, security, programming - that is grounded in national standards and provides performance outcomes indicating effectiveness.

### **Components:**

- A set of national standards governing operations to ensure facilities are safe, secure and orderly; that they provide appropriate and effective health, mental health and educational services as well as assure the fair and just treatment of youths and staff.
- More than 100 outcome measures reported twice a year that reflect the performance of a facility in relation to the standards. Outcomes include critical indicators of operations such as rates of injuries to youths, suicidal behavior and attempts, use of restraints and isolation, change in educational testing scores, provision of health and mental health screening, assessment and treatment services.
- Data analysis reports and protocols that guide facility and agency staff as they review the outcome measures and assist in the targeting of areas for improvement. Reports include comparisons of each individual facility's score to an average of all participating facilities as well as to itself over time. The PbS Facility Improvement Plan (FIP) document guides implementation of changes and monitoring of activities to demonstrate effectiveness.
- On-site and telephone and email consultation by a designated PbS consultant to assist with the implementing of PbS' continuous improvement cycle, including a site visit every 12 – 18 months to help integrate PbS into daily operations.
- Web-based technology to enter data, receive reports as well as access to numerous on-line resources.
- Full-time technical assistance by phone and email from CJCA staff and regular trainings via distance learning conferences.

### **Benefits:**

- PbS is a winner of the 2004 Innovations In American Government Award as a government program that validates its effectiveness in improving the quality of life in juvenile facilities and its uniqueness as a government program demonstrating accountability and creativity.
- PbS provides agency directors and managers with tool to monitor operations, identify problems and recognize success. Seeing positive results for the work done inside a correctional facility motivates staff and builds momentum for continuous improvement practices.
- PbS provides a picture of what goes on while a youth is incarcerated: the safety, order, security with the building; the availability and effectiveness of programming, health and mental health services; and the perception of youths and staff of the overall climate within the facility.



170 Forbes Rd. Suite 106, Braintree, MA 02184  
(781) 843-2663 Fax: (781) 843-1688  
Email: [help@pbstandards.org](mailto:help@pbstandards.org)  
[www.pbstandards.org](http://www.pbstandards.org)

## Background Information

*"PbS is the catalyst to improve juvenile corrections and help agencies focus on better conditions and services for youths. It is the best thing that's happened in the field of youth corrections since the first training school open more than 100 years ago."*

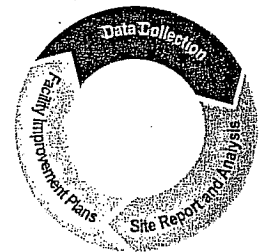
*- Project Director Edward J. Loughran, former commissioner of the Massachusetts Department of Youth Services*

### History of PbS

In 1994 the Office of Juvenile Justice and Delinquency Prevention (OJJDP) of the Office of Justice Programs, US Department of Justice, released a report that documented dismal conditions in the facilities housing juvenile delinquents across the country. The Congressionally-mandated study found that in 1,000 facilities operating at that time, there were "substantial and widespread deficiencies" in living space, security, control of suicidal behavior and health care. The facilities were overcrowded, youths and staff were suffering high rates of injuries, suicidal behavior was frequent and health and mental health care was inadequate. The report entitled: Conditions of Confinement Study (COC) 1994 also found that the conditions were no better in facilities that met correctional accreditation standards. Joining businesses and government in the movement toward performance measurement, OJJDP called for the development, field testing and implementation of national performance-based standards and a new way of doing business for juvenile corrections. OJJDP selected the Council of Juvenile Correctional Administrators (CJCA), the national organization of juvenile agency directors, to develop and direct a project to address the problems cited in the COC report. The project, Performance-based Standards (PbS) for Youth Correction and Detention Facilities, began in 1995.

### About PbS

The PbS mission is to improve the conditions of confinement in youth facilities through data and management and review so youths receive care and services that will help them succeed when they return to the community. PbS is a self-improvement and accountability tool available to all long-term correction and short-term detention facilities. PbS sets national standards for the safety, education, health/mental health services, security, justice and order within facilities and gives agencies the tools to collect data, analyze the results, design improvements, implement change then measure effectiveness with subsequent data collections. PbS asks facilities to report data twice a year, which generates up to 106 outcomes that reflect critical indicators such as injuries, suicidal behavior, assaults, time in isolation, average duration of isolation or confinement, percentages of youths receiving suicide and mental health screenings, changes in academic achievement from admission to release and percentages of youths completing educational, life skills and behavior management curriculum. The results are reported back in easy-to-read bar graph reports that vividly depict each individual facility's outcomes compared to earlier results as well as to the field average. The data is used by managers and directors to identify and implement improvements, which are measured in later data collections.



## The Standards and Outcomes

PbS addresses seven areas critical to the success of a juvenile justice facility meeting its dual mission of providing public safety and rehabilitating youths. Each area is listed below with the national goal established by PbS and the outcomes developed to indicate and monitor a facility's performance. In addition to goals and outcome measures, CJCA developed a framework for facilities that identifies practices and processes that can contribute to performance for each outcome measure. Please go to [www.pbstandards.org](http://www.pbstandards.org) Resource section to obtain a copy of "The Standards," a complete list of all the PbS goals, standards, outcomes measures, expected practices and processes.

### SAFETY

Goal: To engage in management practices that promote the safety and well-being of staff and youths.

Outcome measures:

- Number of injuries to youths;
- Number of injuries to youths by other youths;
- Incidents of suicidal behavior with and without injury by youths;
- Percent of youths and staff reporting that they fear for their safety

### ORDER

Goal: To establish clear expectations of behavior and an accompanying system of accountability for youths and staff that promote mutual respect, self discipline and order.

Outcome measures:

- Incidents of youth misconduct;
- Use of physical restraint;
- Use of mechanical restraint;
- Use of isolation or room confinement and;
- Average duration of isolation or room confinement.

### SECURITY

Goal: To protect public safety and to promote a safe environment for youths and staff, an essential condition for learning and treatment to be effective.

Outcome measures:

- Incidents involving contraband (weapons, drugs, other); lost keys and tools.

### HEALTH/MENTAL HEALTH

Goal: To identify and effectively respond to youths' health, mental health and related behavioral problems throughout the course of confinement through the use of professionally-appropriate diagnostic, treatment and prevention protocols.

Outcome measures:

- Percent of youths who had health, mental health and suicide screenings completed within a time frame considered critical by national experts;
- Percent of youths who had various assessments completed within a time frame considered critical by national experts
- Percents of youths who received the health and mental health treatment that was prescribed in their individual treatment plans.

## PROGRAMMING

Goal: To provide meaningful opportunities and services for youths to improve their education and vocational competence, to effectively address underlying behavioral problems and to prepare them for responsible lives in the community.

Outcome measures:

- Percent of youths confined for over six months whose reading and math scores improved between admission and discharge;
- Percent of non-English speaking youths who have treatment plans written in the appropriate language;
- Percent of youths who have had in person contact with a parent or guardian;
- Percent of youths who reported policies governing telephone calls are implemented consistently.

## JUSTICE

Goal: To operate the facility in a manner consistent with principles of fairness and that provide the means of ensuring and protecting each youth and family's legal rights.

Outcome measures:

- Percent of interviewed youths who report understanding of the facility rules and their legal rights;
- Percent of youths who say they understand their facility's level system;
- Percents of youths and staff that reported filing a grievance and indicate that their grievance was addressed.

## REINTEGRATION (Long-term commitment facilities only)

Goal: To prepare youths for successful reintegration into the community while they reside at the facility through:

- Individualized planning from the perspective of family and community;
- Programming and activities that prepare them for transition and continue, when appropriate, after the youth leaves the facility; and
- Linkages and activities between facility and aftercare case manager with outside service providers or key community agencies.

Outcome measures:

- Percent of youths confined for more than 60 days who have finalized and concrete written aftercare treatment plans within 30 days of release from the facility;
- Percent of youths who have had contact with the person responsible for their supervision upon release while they were incarcerated;
- Percent of youths whose home has been assessed to determine suitability for future placement.

## To Join PbS

New facilities may join PbS through the PbS Learning Institute, a non-profit organization created to expand and sustain PbS. Applications are available on the PbS website and are considered twice a year for inclusion. Once accepted, new participant begin a 12-month Candidacy program that includes intensive training and support to learn and master the basics of PbS data collection, site report analysis and facility improvement planning.

March 2006

## COURT SERVICES ADULT/JUVENILE DIVISION STATISTICS

### ADULT DIVISION

7 Officer Supervision Unit, plus 3 Officer PSI Unit, and 1 Intake Officer

Total Caseload – 925 (922 last month)

Average caseload per officer 132 (60 AOIC recommendation – 151 last month)

Presentence Reports Completed – 29 (20 last month)

\* Total Workload Hours Needed – 1635.00 (1531.80 last month)

\*\* Total Hours Available - 1500.00

\* According to AOIC standards it would take this amount of hours per month to complete all requirements of case supervision and report writing.

\*\* The number of work hours available to the division (10 officers working 150 hours each per month).

AOIC workload standards indicate **an additional 0.94 adult officers are needed.** (0.98 last month)

### JUVENILE DIVISION

3 ½ Officer Division

Total Caseload – 150 (150 last month)

Average caseload per officer 42.86 (33 AOIC recommendation)

Social History Reports Completed – 27 (8 last month)

\* Total Workload Hours Needed – 738.50 (552.50 last month)

\*\* Total Hours Available 600.00

\* According to AOIC standards it would take this amount of hours per month to complete all requirements of case supervision and report writing.

\*\* The number of work hours available to the division (4 officers working 150 hours each per month).

AOIC workload standards indicate **an additional 1.73 juvenile officers are needed.** (.18 last month)

### EARLY INTERVENTION PROBATION (EIP)

2 ½ Person unit with a maximum caseload of 35

Total caseload 25

Social History Reports 4

March 2006

## **SPECIAL PROGRAMS**

### **INTENSIVE PROBATION UNIT ADULT**

2 person unit with a maximum caseload of 40

Total Caseload – 39 (42 last month)

### **INTENSIVE PROBATION UNIT JUVENILE**

1 ½ person unit with a maximum caseload of 15

Total Caseload – 14 (16 last month)

### **DRIVING UNDER THE INFLUENCE UNIT**

1 person unit with a maximum caseload of 40

Total Caseload - 59 (58 last month)

### **JUVENILE INTAKE**

2 person unit

Total Preliminary Conferences - 12 (21 last month)

Total Caseload Informal Probation – 26 (28 last month)

Total Intake Screen Reports – 97 (48 last month)

### **COMMUNITY SERVICE PROGRAM**

2 person unit

Total Caseload Adult - 485 (480 last month)

Total Caseload Juvenile – 47 (46 last month)

Total Hours Completed Adult – 4135.00 (\$21,708.75 Symbolic Restitution \$5.25)

Total Hours Completed Juvenile – 350.00 (\$1,995.00 Symbolic Restitution \$5.25)

Total Worksites Used – 38 (38 last month)

### **DOMESTIC VIOLENCE PROGRAM**

3 person unit (2 Officers and 1 Clerk)

Total Probation Caseload – 139 (136 last month)

Total Court Supervision/Conditional Discharge Caseload – 583 (592 last month)

2006  
**JUVENILE DETENTION CENTER  
 MCLEAN COUNTY**

	Jan	Feb	Mar	Apr	May	Jun	Jul	Aug	Sep	Oct	Nov	Dec
<b>Ages of Minors Detained</b>												
10	0	0	0	0								
11	0	0	0	0								
12	0	1	0	0								
13	2	4	1	0								
14	4	3	5									
15	7	7	5									
16	7	9	6									
<b>Sex of Minors Detained</b>												
Male	17	19	15									
Female	3	5	2									
<b>Race of Minors Detained</b>												
Caucasian	10	12	6									
African-American	10	11	11									
Hispanic	0	1	0									
<b>Offenses of Which Minor was Detained</b>												
Dispositional Detention	3	7	6									
Warrant	8	4	4									
Aggravated Battery	1	1	0									
Aggravated Criminal Sexual Assault	0	0	1									
Criminal Damage to Property	0	1	0									
Domestic Battery	1	1	0									
Possession of Explosives	0	1	0									
Reckless Discharge of Firearm	0	1	0									
Request for Apprehension	6	6	6									
Residential Burglary	1	2	0									
<b>Residents of Minors Detained</b>												
Bloomington	16	12	13									
Normal	3	6	2									
Bellflower	0	0	1									
Chenoa	0	2	0									
ElPaso	0	1	0									



2006  
**JUVENILE DETENTION CENTER  
 MCLEAN COUNTY**

	Jan	Feb	Mar	Apr	May	Jun	Jul	Aug	Sep	Oct	Nov	Dec
Stanford	0	0	1									
Grays Lake	0	1	0									
Lexington	0	1	0									
Peoria	0	1	0									
Saybrook	1	0	0									
<b>Average Daily Population</b>	8.6	12.4	12									
<b>Average Daily Population:YTD</b>	8.6	10.5	11									
<b>Number of Days in Detention</b>	267	348	372									
<b>Revenue:</b>	0	0	0									

2006  
**JUVENILE DETENTION CENTER  
 OUT OF COUNTY**

Ages of Minors Detained	Jan	Feb	Mar	Apr	May	Jun	Jul	Aug	Sep	Oct	Nov	Dec
10	0	0	0	0								
11	0	0	0	1								
12	0	0	0	0								
13	0	0	1	1								
14	2	2	2	5								
15	16	8	9									
16	4	6	5									
<b>Sex of Minors Detained</b>												
Male	17	11	12									
Female	5	6	9									
<b>Race of Minors Detained</b>												
Caucasian	22	17	19									
African-American	0	0	2									
<b>Offenses of Which Minor was Detained</b>												
Dispositional Detention	11	10	7									
Warrant	4	3	4									
Aggravated Battery	0	1	0									
Aggravated Battery to Peace Officer	1	0	0									
Armed Robbery	0	0	2									
Burglary	4	0	0									
Contempt of Court	0	1	0									
Court Order	0	0	1									
Criminal Trespass	1	1	0									
Delivery of a Controlled Substance	0	0	1									
DOC	1	1	0									
Domestic Battery	0	0	2									
Motor Vehicle Theft	0	0	1									
Probation Violation	0	0	1									
<b>Residence of Minors Detained</b>												
Douglas	0	0	2									
Ford	0	0	1									



## CAD Responses

Month	Fire/EMS	Law Enforce	Total
Jan	815	1619	2434
Feb	769	1355	2124
March	786	1617	2403
April			0
May			0
June			0
July			0
Aug			0
Sep			0
Oct			0
Nov			0
Dec			0
Total	2370	4591	6961

## Fire/EMS Responses by Type

Month	Non Emergency	Emergency	Total
Jan	282	533	815
Feb	239	530	769
Mar	306	480	786
Apr			0
May			0
Jun			0
Jul			0
Aug			0
Sep			0
Oct			0
Nov			0
Dec			0
Total	827	1543	2370

## Law Enforcement Calls by Type

Month	Emergency	Non Emergency	Total
Jan	412	1207	1619
Feb	335	1020	1355
Mar	410	1207	1617
Apr			0
May			0
Jun			0
Jul			0
Aug			0
Sep			0
Oct			0
Nov			0
Dec			0
Total	1157	3434	4591

My Company  
 Report run: 10-Apr-2006 12:11:49  
 Run by operator: My Name  
 Add more info here...

**Incoming Call Types**

Report template: Monthly Incoming Call Types  
 Analyzing subject type: Position Group entity: All

Requested period:  
 From: 13-Mar-2006 00:00:00  
 Until: 31-Mar-2006 23:59:59

	<u>Total Calls</u>	<u>Wireline</u>	<u>Wireless</u>	<u>TTY</u>	<u>Abandoned</u>
911 Incoming	2935	1173 (40.0%)	1762 (60.0%)	2 (0.1%)	27 (0.9%)
Adm Incoming	6282	---	---	---	---
<b>Total</b>	<b>9217</b>				

MARCH, 2006

ERROR REPORT (MONTHLY)  
COMMUNITY

#ERRORS  
RESIDENTIAL BUSINESS TOTAL ERRORS DATA #CORRECTED ERROR TYPE

COMMUNITY	RESIDENTIAL	BUSINESS	TOTAL ERRORS	DATA	#CORRECTED	ERROR TYPE
ANCHOR			0			
ARROWSMITH			0			
BELLFLOWER			0			
BLOOMINGTON	5	15	20	5	18	2*AC; 15*MSAG; 2*DL; 1*ND
CARLOCK			0		1	
CHENOA	1		1			
COLFAX			0			
COOKSVILLE	1		1			
CROPSEY			0			
DANVERS			0			
DOWNES	1		1			
EL PASO			0			
ELLSWORTH			0			
GRIDLEY			0			
HEYWORTH	1		1	1	1	1*AC
HUDSON		5	5		5	5*MSAG
LERDY			0	3		
LEXINGTON	1		1	1		
MANSFIELD			0	1		
MCLEAN			0			
MINIER			0			
NORMAL	1	1	2	1	1	1*MSAG
SAYBROCK	1		1		1	1*AC
SHIRLEY			0	1		
STANFORD			0			
TOWANDA			0			
OTHER	3		3		3	3*AC
TOTAL ERRORS	15	21	36	14	29	

\*NO STREET NAME = NSN  
 \*MSAG PROBLEM = MSAG  
 \*NEED 911 ADDRESS = N911  
 \*CITY JURISDICTION = CJ  
 \*CELL TOWER = CT  
 \*REMOVE STREET DIRECTIONAL = RSD  
 \*COMMUNITY ERROR=COMM  
 \*NUMBER DISCONNECTED=ND  
 \*WRONG COUNTY=WC  
 \*DATA LINE = DL  
 \*SPELLING ERROR = SP  
 \*ADDRESS CHANGE = AC

ERRORS AS OF FEBRUARY 28, 2006 12  
 NEW ERRORS FOR MARCH 24  
 ERRORS CORRECTED IN MARCH 29  
 ERRORS AS MARCH 31, 2006 7  
 DATA LINES 14  
 ILLINOIS STATE UNIVERSITY 3



MARCH, 2006

ERROR  
NO ALI

NUMBER CORRECTED	TESTED	COMPLETE
11	11	

NO ANI

NUMBER CORRECTED	TESTED	COMPLETE

INCORRECT ADDRESS

NUMBER CORRECTED	TESTED	COMPLETE
8	8	2

MSAG-STREET RANGE/COMMUNITY

NUMBER CORRECTED	TESTED	COMPLETE
7	7	7

ASSIGNED ADDRESSES-UNINCORPORATED  
NEW ROADS (NEW MSAG LISTING)

30
3

TOTAL ERRORS  
TOTAL ERRORS CLEARED

26
9

May 1, 2006

**McLean County Board  
Justice and Public Safety Committee  
Bloomington, IL 61701**

**Re: Monthly Caseload - MONTH ENDING March 31, 2006**

Dear Committee Members:

Pursuant to statute, I am forwarding this report to your attention and I am causing a copy to be filed with the Circuit Clerk's office of McLean County.

During the above-mentioned time period, in the discharge of our duties to indigent persons in McLean County we have been assigned the following new cases in the area set forth. The activities in which we are involved differ in no substantial manner from those which have earlier been reported.

CASE TYPES	MONTHLY TOTALS 2005	MONTHLY TOTALS 2006	YTD TOTALS 2005	YTD TOTALS 2006	% CHANGE YTD
FELONIES	140	59	290	254	<12%>
MISDEMEANORS	126	106	320	252	<21%>
DUI	29	20	75	56	<25%>
TRAFFIC	59	65	164	174	6%
JUVENILE	10	15	42	67	37%
(DELINQUENT)	5	9	18	39	54%
(ABUSE/NEGLECT)	5	6	24	28	14%
MENTAL HEALTH CASES	6	1	11	8	<27%>
Involuntary Commitment	5	1	8	8	No change
Medication Compliance Orders	1	0	3	0	<100%>
POST-CONVICTION & SVPCA CASES	0	1	2	1	<50%>
TOTAL	370	267	904	812	<10%>

Following are the caseload assignments to each of the full-time and contract attorneys for the reporting month of: **MONTH ENDING March 2006.**

CASE TYPE	PUBLIC DEFENDER ATTORNEYS	NEW MONTHLY TOTALS	YTD TOTALS	NEW PTR/REVIEW TOTALS
F	AMY DAVIS	3	17	2
F	TRACY SMITH	9	32	2
F	JAMES TUSEK	7	27	7
F	RONALD LEWIS	6	29	6
F	BRIAN MCELLOWNEY	18	29	4
F	JOHN WRIGHT-C	6	30	N/A
F	TERRY DODDS-C	4	19	N/A
F	AMY MOBLEY-C	1	6	N/A
F	CARLA HARVEY	9	30	5
M	CARLA HARVEY	35	120	1
M	KELLY STACEY	39	42	0
M	MARINNA WRIGHT	32	90	2
F	MARINNA WRIGHT	8	33	1
DUI	CHERYL KUNKEL	8	25	8
TR	CHERYL KUNKEL	35	93	4
DUI	KELLY STACEY	12	31	2
TR	KELLY STACEY	30	81	11
JD	ART FELDMAN	9	39	0
JA	JON MCPHEE	5	22	N/A
JA	ROB KEIR	4	13	N/A
JA	ALAN NOVICK-C	1	1	N/A
PC/SVP	KEITH DAVIS-C	1	1	N/A
PVT	PRIVATE COUNSEL	38	80	N/A
W/D	WITHDRAWN	5	14	N/A

PTR= Petition to Revoke Probation  
 F = Felony  
 J = Juvenile  
 O = Other  
 P.C.=Post Conviction Remedy Cases

C= Contract Attorney (6-7 Cases per Month)  
 DUI= DUI  
 TR= Traffic  
 M= Misdemeanor

May 1, 2006

TO: Justice Committee

FROM: Amy Johnson Davis

RE: Monthly Report

MARCH 2006 DISPOSITIONS

DISPOSITION	FELONY	MISDEMEANOR	TRAFFIC / DUI
PLEA / ORIGINAL OFFER	29	22	46
PLEA / LESSER	24	15	2
BENCH TRIAL / WIN	0	1	0
BENCH TRIAL / LOSS	0	0	0
JURY TRIAL / WIN	1	0	0
JURY TRIAL / LOSS	0	0	0
DISMISSED / UPFRONT	5	5	1
DISMISSED / TRIAL	4	19	1
KNOCKDOWN	0	0	0
DISMISSED PER PLEA	4	5	2
PRIVATE COUNSEL	28	7	3
PLEA / BLIND	12	0	0
REFILED AS FELONY	N/A	0	0
WITHDRAWN	3	2	0
DIRECTED VERDICT	0	0	0
P.D. DENIED/NOT RECOMMENDED	7	4	0

# McLEAN COUNTY – GRANT INFORMATION FORM

## General Grant Information

<u>Requesting Agency or Department:</u> <i>State's Attorney's Office</i>	<u>This request is for:</u> <input type="checkbox"/> A New Grant <input checked="" type="checkbox"/> Renewal/Extension of Existing Grant
<u>Grantor:</u> <i>Department of Healthcare and Family Services</i>	<u>Grant Type:</u> <input type="checkbox"/> Federal, CFDA #: <input checked="" type="checkbox"/> State <input type="checkbox"/> Other
<u>Anticipated Grant Amount:</u> \$ <i>308,561.00</i>	<u>Grant Funding Method:</u> <input checked="" type="checkbox"/> Reimbursement <input type="checkbox"/> Pre-Funded  <u>Expected Initial Receipt Date:</u>
<u>Anticipated Match Amount (if applicable):</u> \$	<u>Source of Matching Funds (if applicable):</u>

## Personnel and Information


<u>New personnel will be hired:</u> <input type="checkbox"/> Yes (complete chart below) <input checked="" type="checkbox"/> No	<u>A new hire will be responsible for financial reporting:</u> <input type="checkbox"/> Yes <input type="checkbox"/> No		
<b><u>New Personnel Expense Chart</u></b>	<b>Current FY</b>	<b>Current FY+1</b>	<b>Current FY+2</b>
Number of Employees:			
Personnel Cost	\$	\$	\$
Fringe Benefit Cost	\$	\$	\$
Total Cost	\$	\$	\$

## Additional Costs and Requirements (if applicable)

<u>Description of equipment to be purchased:</u>	<u>Description of subcontracting costs:</u>		
<b><u>Additional Costs Chart</u></b>	<b>Current FY</b>	<b>Current FY+1</b>	<b>Current FY+2</b>
Subcontractors	\$	\$	\$
Equipment	\$	\$	\$
Other	\$	\$	\$
Total Cost	\$	\$	\$

Other requirements or obligations: (increased workload, continuation of program after grant period, etc)

**Responsible Personnel for Grant Reporting and Oversight:**

  
 \_\_\_\_\_  
 Department Head Signature

*4-24-06*  
 \_\_\_\_\_  
 Date

\_\_\_\_\_  
 Grant Administrator Signature (if different)

\_\_\_\_\_  
 Date

STATE OF ILLINOIS

FIRST RENEWAL AND AMENDMENT  
OF THE INTERGOVERNMENT AGREEMENT

between the  
DEPARTMENT OF HEALTHCARE AND FAMILY SERVICES  
and  
MCLEAN COUNTY STATE'S ATTORNEY  
Intergovernmental Agreement No. 2006-55-013-Kj2

WHEREAS, the Illinois Department of Healthcare and Family Services ("Department") located at 201 South Grand Avenue East, Springfield, Illinois 62703 and the McLean County State's Attorney, ("County") located at 104 West Front Street, Bloomington, Illinois 61701, entered into an Intergovernmental Agreement 2006-55-013-Kj for the period of July 1, 2005 through June 30, 2006; and

WHEREAS, pursuant to Part V.B.2 (Renewals), the Agreement may be renewed for additional periods by each party furnishing written notification of such intent; and

WHEREAS, pursuant to Part V.F.2 (Amendments) of the Agreement, the Agreement may be amended or modified by the mutual consent of the parties at any time during its term;

NOW THEREFORE, the Intergovernmental Agreement is renewed for the period of July 1, 2006 through June 30, 2007 as the first renewal of this Intergovernmental Agreement and is amended as follows:

1. By replacing all references to the "Illinois Department of Public Aid" or "DPA" with "Department of Healthcare and Family Services" or "HFS", respectively;
2. By replacing Appendix B, Part 1 of 2 with the attached Appendix B, Part 1 of 2.


All other terms and conditions shall remain in full force and effect. The effective date of this Renewal and Amendment is July 1, 2006.

In Witness Whereof, the parties have hereunto caused this Renewal and Amendment to be executed by their duly authorized representatives.

Illinois Department of Healthcare  
And Family Services

McLean County, Illinois

By: \_\_\_\_\_  
Barry S. Maram  
Director

By:   
William A. Yoder  
State's Attorney

Date: \_\_\_\_\_

Date: \_\_\_\_\_

APPROVED:

By: \_\_\_\_\_  
Lisa Madigan  
Illinois Attorney General

By: \_\_\_\_\_  
Michael Sweeney  
President, McLean County Board

Date: \_\_\_\_\_

Date: \_\_\_\_\_

**APPENDIX B Part 1 of 2**  
**MCLEAN COUNTY STATE'S ATTORNEY BUDGET**  
**IV-D CHILD SUPPORT ENFORCEMENT DIVISION**  
**JULY 1, 2006 THROUGH JUNE 30, 2007**  
Individual Line Item Amounts Are Estimated

<b>DIRECT COSTS</b>	<b>SFY07 Budget</b>
<b>Personnel Services</b>	
Salaried/Regular Employees	\$201,000
<i>(See attached list of positions-Part 2 of 2)</i>	
Fringe Benefits	\$47,622
SUBTOTAL	\$248,622
 <b>Non - Personnel Services</b>	
Telephone	\$4,120
Copies	\$2,500
Postage	\$100
Equipment	\$500
Office Supplies	\$2,000
Rent	\$19,600
Insurance	\$5,000
Dues & Memberships	\$1,100
Conferences	\$1,469
Notary Bonds	\$50
Witness Fees	\$200
Transcripts	\$100
Office Furnishings	\$100
Computer Hardware	\$500
Computer Software	\$500
Travel	\$1,000
Services of Process Fees	\$1,000
SUBTOTAL	\$39,839
PERSONNEL SERVICES SUBTOTAL	\$248,622
NON-PERSONNEL SERVICES SUBTOTAL	\$39,839
TOTAL DIRECT COSTS	\$288,461
INDIRECT COST (10% of Salaries)	\$20,100
<b>GRAND TOTAL</b>	<b>\$308,561</b>

## McLean County State's Attorney's Office 2006 Case Load Report

2006 YTD    2005 YTD    2005 Total    2006 Projected  
 Jan. Feb. Mar. April May June July Aug. Sept. Oct. Nov. Dec. YTD YTD Total Projected

**CRIMINAL**

	Jan.	Feb.	Mar.	April	May	June	July	Aug.	Sept.	Oct.	Nov.	Dec.	2006 YTD	2005 YTD	2005 Total	2006 Projected
Felony	104	123	90	95									412	413	1,251	1,319
Misdemeanor	165	184	170	164									683	811	2,406	2,187
Asset Forfeiture	21	10	9	17									57	50	129	183
<b>Family Totals</b>	<b>39</b>	<b>52</b>	<b>52</b>	<b>59</b>									<b>202</b>	<b>175</b>	<b>684</b>	<b>647</b>
Family	26	38	37	47									148	119	496	474
Order of Protection	13	14	15	12									54	56	188	173
<b>Juvenile Totals</b>	<b>38</b>	<b>23</b>	<b>24</b>	<b>17</b>									<b>102</b>	<b>93</b>	<b>301</b>	<b>327</b>
Juvenile	0	0	1	0									1	6	13	3
Juvenile Abuse	27	12	13	8									60	49	142	192
Juvenile Delinquency	11	11	10	9									41	38	146	131
<b>Traffic Totals</b>	<b>2,503</b>	<b>2,655</b>	<b>3,371</b>	<b>2,749</b>									<b>11,278</b>	<b>9,384</b>	<b>32,522</b>	<b>36,109</b>
Traffic	2,421	2,573	3,294	2,684									10,972	9,077	31,661	35,130
DUI Traffic	82	82	77	65									306	307	861	980

**CHILD SUPPORT**

Paternity cases filed	6	10	2	14									32	36	167	102
Paternity cases established	2	4	1	8									15	14	62	48
Paternalities excluded	0	0	4	1									5	2	16	16
Support Orders entered	124	55	154	165									498	267	988	1594
Modification proceedings filed	14	10	16	18									58	78	233	186
Modification proceedings adjudicated	3	9	2	2									16	24	110	51
Enforcement actions filed	21	105	53	33									212	234	555	679
Enforcement actions adjudicated	71	84	92	139									386	340	1118	1236
Hearings set before Hearing Officer	51	37	88	87									263	235	845	842
Orders prepared by Hearing Officer	40	34	81	87									242	204	733	775

2006 Projected = (2006 YTD/Day of Year) x 365 Days

n/c= not calculable



**ASSET FORFEITURE FUND**

**STATEMENT OF REVENUE, EXPENDITURES AND FUND BALANCE**

**April 24, 2006**

**STATE'S ATTORNEY:**

Beginning Balance 01/01/2006	\$ -44,342.04
(Reflects \$80,000 transfer to General Fund 12/31/02)	
(Reflects \$30,000 transfer to General Fund 12/31/03)	
Revenue	<u>8,344.61</u>
Total Funds Available	\$ <u>-35,997.43</u>
Expenditures	<u>1,195.40</u>
Fund Balance 04/24/06	\$ <b><u>-37,192.83</u></b>

**SHERIFF:**

Beginning Balance 01/01/2006	\$ 50,143.95
Revenue	<u>3,261.58</u>
Total Funds Available	\$ <u>53,405.53</u>
Expenditures	<u>200.00</u>
Fund Balance 04/24/06	\$ <b><u>53,205.53</u></b>

<b>TOTAL FUND BALANCE</b>	<b>April 24, 2006</b>	<b>\$ 16,012.70</b>
---------------------------	-----------------------	---------------------