



JUSTICE COMMITTEE AGENDA
Law and Justice Center
October 7, 2002
Room 700

5:15 P.M.

1. Roll Call
2. Chairman's Approval of Minutes – September 9, 2002
3. Appearance by Members of the Public
4. Departmental Matters:
 - A. Beth C. Kimmerling, Coroner's Office
 - 1) Items to be Presented for Information:
 - a) Monthly Report for August 2002 4
 - b) General Report
 - c) Other
 - B. Sandra Parker, Circuit Clerk's Office
 - 1) Items to be Presented for Information:
 - a) Statistical Reports for the Month of August, 2002 5-13
 - b) General Report
 - c) Other
 - C. Roxanne Castleman, Court Services Department
 - 1) Items to be Presented for Information:
 - a) Court Services Monthly Statistical Reports 14-15
 - b) Juvenile Detention Center Monthly Statistical Report 16-20
 - c) General Report
 - d) Other

- D. Billie Larkin, Children's Advocacy Center
- 1) Items to be Presented for Information:
 - a) Monthly Statistical Report 21-22
 - b) General Report
 - c) Other
- E. Charles Reynard, State's Attorney's Office
- 1) Items to be Presented for Information:
 - a) Status Report on the progress of the Grant Application to ICJIA
 - b) Case Load Report 23
 - c) Asset Forfeiture Report 24
 - d) General Report
 - e) Other
- F. Bill Gamblin, Administrator, E-911/ETSB
- 1) Items to be Presented for Information:
 - a) Status Report for the E-911 System 25-29
 - b) General Report
 - c) Other
- G. Amy Davis, Public Defender's Office
- 1) Items to be Presented for Information:
 - a) Monthly Caseload/Disposition Report 30-32
 - b) General Report
 - c) Other
- H. Jane Engblom, Jury Commissioner
- 1) Items to be Presented for Information:
 - a) Jury Statistics for Third Quarter, Fiscal Year 2002 33-36
 - b) General Report
 - c) Other
- I. Dave Owens, Sheriff's Department
- 1) Items to be Presented for Information:
 - a) McLean County Detention Facility Population Report 37-39
 - b) General Report
 - c) Other
- J. Integrated Justice Information System Project Team
- 1) Items to be Presented for Information:
 - a) General Report
 - b) Other

J. John M. Zeunik, County Administrator

1) Items to be Presented for Information:

- a) Schedule of Committee Meetings for
Review of Fiscal Year 2003 Recommended
Budget
- b) General Report
- c) Other

5. Recommend Payment of Bills and Transfers, if any, to County Board

6. Adjournment

e:\ann\agej_Oct.02

**Office of the Coroner
McLean County**

	AUG 2002	Aug 2001	TYTD 2002	LYTD 2001
<i>Cases</i>	53	66	499	526
<i>Autopsies</i>	6	10	74	69
<i>Out/County Autopsies</i>	20	12	91	90
<i>Inquests</i>	8	8	48	38

	Budget	Actual
<i>Copy Fees</i>	\$6000	\$4111
<i>Morgue Fees</i>	\$7300	\$13,824
<i>Reim/Services</i>	\$500	\$297
<i>Paid to Facilities MGT</i>	\$2700	\$3058

ACTIVE DEATH INVESTIGATIONS

Traffic Crash- 8

Airplane Crash- 1

Other- 12

(other includes: drug related, medical, unexplained)

REPORT A
ACTIVITY OF ALL CIVIL CASES
DURING THE MONTH OF AUGUST 2002
IN THE CIRCUIT COURT OF THE 11th JUDICIAL CIRCUIT
McLEAN COUNTY

CATEGORY	BEGIN PENDING	CODE	NEW FILED	REINSTATED	DISPOSED	END PENDING 2002	END PENDING 2001
Adoption	29	AD	7	0	5	31	33
Arbitration	471	AR	67	9	88	459	372
Chancery	351	CH	31	0	78	304	352
Dissolution of Marriage	506	D	63	1	56	514	512
Eminent Domain	5	ED	0	0	0	5	13
Family	134	F	12	0	15	131	139
Law => \$50,000 - Jury	277	L	12	0	12	277	272
Law = > \$50,000 - Non-Jury	139	L	3	0	6	136	128
Law = < \$50,000 - Jury	21	LM	0	1	0	22	17
Law = < \$50,000 - Non-Jury	235	LM	70	7	66	246	207
Municipal Corporation	0	MC	0	0	0	0	1
Mental Health	3	MH	4	0	1	6	4
Miscellaneous Remedy	129	MR	17	0	9	137	141
Order of Protection	9	OP	24	0	16	17	7
Probate	1,074	P	27	0	16	1,085	1,007
Small Claim	664	SC	178	22	201	663	628
Tax	12	TX	0	0	0	12	11
TOTAL CIVIL	4,059		515	40	569	4,045	3,844

REPORT B
ACTIVITY OF ALL CRIMINAL CASES DURING THE MONTH OF AUGUST 2002
IN THE CIRCUIT COURT OF THE 11TH JUDICIAL CIRCUIT
McLEAN COUNTY

CATEGORY	BEGIN PENDING	CODE	NEW FILED	NO. OF DEFTS. NEW	REINSTATED	DISPOSED	END PENDING 2002	END PENDING 2001
CONTEMPT OF COURT	3	C.C.	1	1	0	2	2	2
CRIMINAL FELONY	951	CF	123	123	1	161	914	914
CRIMINAL MISDEMEANOR	1,107	CM	177	177	2	129	1157	1,348
TOTAL CRIMINAL	2,061		301	301	3	292	2073	2,264

REPORT C
ACTIVITY OF ALL JUVENILE CASES
DURING THE MONTH OF AUGUST 2002
IN THE CIRCUIT COURT OF THE 11th JUDICIAL CIRCUIT
MCLEAN COUNTY

CATEGORY	BEGIN PENDING	CODE	NEW FILED	NO. OF DEFTS. NEW	REINSTATED	DISPOSED	END PENDING 2002	END PENDING 2001
JUVENILE	54	J	0	0	0	3	51	62
JUVENILE ABUSE & NEGLECT	179	JA	9	21	0	6	182	231
JUVENILE DELINQUENT	112	JD	19	19	17	23	125	142
TOTAL JUVENILE	345		28	40	17	32	358	435

REPORT D
 ACTIVITY OF ALL DUI/TRAFFIC/CONSERVATOIN/ORDINANCE CASES
 DURING THE MONTH OF AUGUST 2002
 IN THE CIRCUIT COURT OF THE 11th JUDICIAL CIRCUIT
 McLEAN COUNTY

CATEGORY	BEGIN PENDING	CODE	NEW FILED	REINSTATED	DISPOSED	END PENDING 2002	END PENDING 2001
CONSERVATION VIOLATION	88	CV	5	0	62	31	133
DRIVING UNDER THE INFLUENCE	435	DT	67	0	80	422	456
ORDINANCE VIOLATION	1,012	OV	145	0	426	731	808
TRAFFIC VIOLATION	16,922	TR	2,980	43	3,337	16,608	16,484
TOTALS:	18,457		3,197	43	3,905	17,792	17,881

REPORT NO. E
TIME LAPSE OF ALL CASES DISPOSED OF BY JURY VERDICT
IN ALL CATEGORIES
DURING THE MONTH OF AUGUST 2002
IN THE CIRCUIT COURT OF THE 11th JUDICIAL CIRCUIT
McLEAN COUNTY

CASE NUMBER	FILING DATE	DATE OF VERDICT
00 L 148	8-31-00	8-21-02
02 TR 6362	3-13-02	8-12-02
02 DT 590	10-11-01	8-13-02
02 CF 548	5-16-02	8-22-02
01 CF 595	5-29-01	8-21-02
02 CF 115	1-28-02	8-20-02
02 CM 754	4-26-02	8-15-02
01 CF 1011	9-15-01	8-15-02
02 CM 228	1-29-02	8-12-02
02 TR 6447	3-14-02	8-12-02

NOTE: THIS REPORT SHOULD NOT INCLUDE ANY REINSTATED CASES UNLESS TIME-LAPSE IS COMPUTED FROM DATE OF REINSTATEMENT.

REPORT F
DISPOSITION OF DEFENDANTS CHARGED WITH FELONIES⁽¹⁾
DURING THE MONTH OF AUGUST 2002
IN THE CIRCUIT COURT OF THE 11TH JUDICIAL CIRCUIT
McLEAN COUNTY

		NOT CONVICTED				CONVICTED			TOTAL DEFENDANTS DISPOSED OF
NOLLE	S.O.L.	REDUCED TO MISDEMEANOR	DISMISSED	OTHER(2)	ACQUITTED BY	GUILTY PLEA	BENCH TRIAL	JURY TRIAL	
					BENCH TRIAL	JURY TRIAL			
25	0	18	0	0	4	2	105	4	3
									161

(1) NOT NECESSARILY DIFFERENT DEFENDANTS

(2) INCLUDES COURT ACTION: NO BILL, TRANSFERRED/NO JURISDICTION, DEATH SUGGESTED/CAUSE ABATED, UNFIT TO STAND TRIAL, SEXUALLY DANGEROUS, TRANSFERS TO WARRANT CALENDAR, AND EXTRADITION PROCEEDING FILED AS A FELONY.

REPORT F
DISPOSITION OF DEFENDANTS CHARGED WITH FELONIES⁽¹⁾
THROUGH THE MONTH OF AUGUST 2002
IN THE CIRCUIT COURT OF THE 11TH JUDICIAL CIRCUIT
McLEAN COUNTY

	NOT CONVICTED										CONVICTED			TOTAL DEFENDANTS DISPOSED OF
	NOLLE	S.O.L.	REDUCED TO MISDEMEANOR	DISMISSED	OTHER(2)	ACQUITTED BY		GUILTY PLEA	BENCH TRIAL	JURY TRIAL				
						BENCH TRIAL	JURY TRIAL							
JAN	30	0	31	0	0	2	0	78	0	1				142
FEB	11	0	26	0	0	0	1	75	2	2				117
MAR	20	0	25	1	1	1	3	67	1	0				119
APR	27	0	27	0	0	1	1	73	2	1				132
MAY	22	0	29	0	0	0	0	63	3	2				119
JUNE	25	0	28	0	0	1	3	97	2	2				158
JULY	13	0	23	0	*1	1	0	48	2	6				94
AUG	25	0	18	0	0	4	2	105	4	3				161
SEPT														0
OCT														0
NOV														0
DEC														0
TOTAL	173	0	207	1	2	10	10	606	16	17				1,042

(1) NOT NECESSARILY DIFFERENT DEFENDANTS

(2) INCLUDES COURT ACTION: NO BILL, TRANSFERRED/NO JURISDICTION, DEATH SUGGESTED/CAUSE ABATED, UNFIT TO STAND TRIAL, SEXUALLY DANGEROUS, TRANSFERS TO WARRANT CALENDAR, AND EXTRADITION PROCEEDING FILED AS A FELONY.

REPORT G
SENTENCE OF DEFENDANTS CHARGED WITH FELONIES
DURING THE MONTH OF AUGUST 2002
IN THE CIRCUIT COURT OF THE 11th JUDICIAL CIRCUIT
McLEAN COUNTY

TOTAL NUMBER OF DEFENDANTS CONVICTED OF FELONIES BY GUILTY PLEA, BENCH TRIAL AND JURY TRIAL (FROM REPORT F). THIS TOTAL MUST EQUAL THE NUMBER OF FELONY SENTENCES ON THE FELONY SENTENCE TABLE BELOW.

TOTAL NUMBER OF CONVICTED FELONIES: 112
(FROM REPORT F)

FELONY SENTENCE TABLE

	CLASS M	CLASS X	CLASS 1	CLASS 2	CLASS 3	CLASS 4	TOTALS
1. DEATH	0	0	0	0	0	0	0
2. LIFE	0	0	0	0	0	0	0
3. IDOC	0	2	7	12	13	23	57
4. PROBATION	0	0	1	5	18	30	54
5. OTHER	0	0	0	0	1	0	1
TOTALS:	0	2	8	17	32	53	112

REPORT H
ORDERS OF PROTECTION ISSUED
DURING THE MONTH OF AUGUST 2002
IN THE CIRCUIT COURT OF THE 11TH JUDICIAL CIRCUIT
McLEAN COUNTY

	<u>EMERGENCY</u>	<u>INTERIM</u>	<u>PLENARY</u>
DIVORCE	2	0	0
FAMILY (OP)	12	1	3
CRIMINAL	3	0	2
TOTAL:	17	1	5

August 2002

COURT SERVICES ADULT/JUVENILE DIVISION STATISTICS

ADULT DIVISION

7 Officer Supervision Unit - 3 Officer PSI Unit

Total Caseload – 1056 (1067 last month)

Average caseload per officer 150 (60 AOIC recommendation)

Presentence Reports Completed – 40 (36 last month)

* Total Workload Hours Needed – 1995.00 (1875.25 last month)

** Total Hours Available - 1650.00

* According to AOIC standards it would take this amount of hours per month to complete all requirements of case supervision and report writing.

** The number of work hours available to the division (11 officers working 150 hours each per month).

AOIC workload standards indicate **an additional 2.30 adult officers are needed.** (1.50 last month)

JUVENILE DIVISION

4 Officer Division

Total Caseload – 132 (140 last month)

Average caseload per officer 33 (35 AOIC recommendation)

Social History Reports Completed – 6 (14 last month)

* Total Workload Hours Needed – 472.00 (692.00 last month)

** Total Hours Available 600.00

* According to AOIC standards it would take this amount of hours per month to complete all requirements of case supervision and report writing.

** The number of work hours available to the division (4 officers working 150 hours each per month).

AOIC workload standards indicate **an additional -.85 juvenile officers are needed.** (-.05 last month)

EARLY INTERVENTION PROBATION (EIP)

3 Person unit with a maximum caseload of 45

Total caseload 30

August 2002

SPECIAL PROGRAMS

INTENSIVE PROBATION UNIT ADULT

3 person unit with a maximum caseload of 40

Total Caseload – 37 (34 last month)

INTENSIVE PROBATION UNIT JUVENILE

1 ½ person unit with a maximum caseload of 15

Total Caseload – 12 (13 last month)

DRIVING UNDER THE INFLUENCE UNIT

1 person unit with a maximum caseload of 40

Total Caseload - 98 (96 last month)

JUVENILE INTAKE

2 person unit

Total Informal Conferences - 26 (34 last month)

Total Caseload Informal Probation – 12 (9 last month)

Total Intake Screen Reports – 63 (100 last month)

COMMUNITY SERVICE PROGRAM

1 person unit

Total Caseload Adult - 504 (497 last month)

Total Caseload Juvenile - 36 (36 last month)

Total Hours Completed Adult –3343.00 (\$17,550.75 Symbolic Restitution)

Total Hours Completed Juvenile – 355.00 (\$1,863.75 Symbolic Restitution)

Total Worksites Used – 31 (30 last month)

DOMESTIC VIOLENCE PROGRAM

3 person unit (2 Officers and 1 Clerk)

Total Probation Caseload - 97 (101 last month)

Total Court Supervision/Conditional Discharge Caseload – 350 (348 last month)

JUVENILE DETENTION CENTER 2002

McLean County	Jan	Feb	Mar	Apr	May	Jun	Jul	Aug	Sep	Oct	Nov	Dec
Ages of Minors Detained												
10	0	0	1	0	0	0	0	0	0			
11	0	0	0	0	0	0	0	0	0			
12	1	0	3	0	1	0	1	1				
13	0	2	2	2	2	2	0	1				
14	1	2	4	3	2	3	4	1				
15	6	5	9	5	4	5	2	5				
16	3	11	16	11	7	8	12	20				
Sex of Minors Detained												
Male	9	15	25	14	12	12	7	20				
Female	2	5	10	7	4	6	12	8				
Race of Minors Detained												
Caucasian	8	11	19	16	8	8	11	15				
African-American	3	9	16	5	8	9	8	13				
Hispanic	0	0	0	0	0	0	0	0				
Asian Pacific	0	0	0	0	0	1	0	0				
Offenses of Which Minor was Detained												
Dispositional Detention	6	7	14	4	6	9	6	1				
Warrant	1	2	5	4	2	3	2	6				
Aggravated Assault	0	0	0	0	0	0	0	1				
Aggravated Assault With a Knife	0	1	0	0	0	0	0	0				
Aggravated Battery	0	1	1	2	0	0	1	0				
Aggravated Battery W/Use of Firearm	0	0	0	0	0	0	0	1				
Aggravated Criminal Sexual Assault	0	0	1	0	0	0	0	0				
Armed Robbery	0	0	1	0	1	0	0	1				
Armed Violence	0	0	1	0	0	0	0	1				
Attempted Arson	0	0	1	0	0	0	0	0				
Attempted Murder	0	1	0	0	0	0	0	0				
Burglary	0	0	1	0	0	0	0	0				
Burglary to Motor Vehicle	0	2	0	0	0	0	0	0				
Criminal Damage to Property	0	0	0	0	0	0	1	1				
Criminal Sexual Assault	0	0	1	0	0	0	0	0				

	Jan	Feb	Mar	Apr	May	Jun	Jul	Aug	Sep	Oct	Nov	Dec
Delivery of Cannabis	0	0	0	0	1	0	0	0				
Domestic Battery	0	0	0	3	0	2	0	0				
DOC Commitment	0	2	1	1	0	0	1	0				
DOC Hold	0	0	0	0	1	0	0	0				
DOC Warrant	0	0	0	0	0	0	2	0				
Home Confinement Investigation	0	0	0	0	0	0	0	1				
Possession of Cannabis/School Property	0	0	1	0	0	0	0	0				
Poss of Cannabis & Paraphernalia/School	0	0	0	1	0	0	0	0				
Possession of Controlled Substance	0	0	0	1	0	0	0	0				
Possession of Con Sub w/Intent to Deliver	0	0	0	1	0	1	0	0				
Possession of Stolen Property Under \$300	0	0	0	0	0	0	0	1				
Probation Violation	0	0	0	0	0	0	0	0				
Request for Apprehension	3	2	4	4	2	3	6	8				
Residential Burglary	0	1	1	0	2	0	0	3				
Retail Theft	0	0	2	0	0	0	0	0				
Unlawful Use of Weapons	1	1	0	0	1	0	0	0				
Residence of Minors Detained												
Bloomington	10	14	24	15	15	9	12	15				
Normal	1	2	9	4	1	6	6	6				
Colfax	0	0	0	0	0	0	0	1				
Chicago	0	2	0	0	0	0	0	1				
Danvers	0	0	0	0	0	0	0	2				
Downs	0	1	0	0	0	0	0	2				
El Paso	0	0	0	0	0	1	0	0				
LeRoy	0	1	0	0	0	0	0	0				
Lexington	0	0	0	1	0	1	0	0				
Pecria	0	0	0	0	0	1	0	1				
Pontiac	0	0	0	1	0	0	1	0				
Springfield	0	0	1	0	0	0	0	0				
Standford	0	0	1	0	0	0	0	0				


Average Daily Population	7.8	10.6	14.6	14	10.3	12	9.5	12.7		
Average Daily Population: YTD	7.8	9.2	11	11.8	11.5	11.6	11.3	11.4		
Number of Days in Detention	241	296	452	420	320	361	293	396		
Revenue:	1013.4	180	915	7.5	207.5	107.5	7.5	100		

JUVENILE DETENTION CENTER 2002

Out of County	Jan	Feb	Mar	Apr	May	Jun	Jul	Aug	Sep	Oct	Nov	Dec
Ages of Minors Detained												
10	0	0	0	0	0	0	0	0	0			
11	0	0	0	0	0	0	0	0	0			
12	0	0	0	1	0	1	0	0	1			
13	1	0	0	0	0	0	0	1	2			
14	4	4	4	6	3	4	0	1	1			
15	10	6	6	7	7	7	6	2	6			
16	4	12	8	5	9	4	4	6	6			
Sex of Minors Detained												
Male	11	13	18	9	15	7	7	12				
Female	8	9	3	6	6	3	1	4				
Race of Minors Detained												
Caucasian	19	21	21	13	20	9	7	15				
African-American	0	0	0	1	0	1	1	1				
Hispanic	0	1	0	1	1	0	0	0				
Offenses of Which Minor was Detained												
Dispositional Detention	12	18	19	11	14	5	2	9				
Warrant	2	2	0	1	4	2	5	2				
Aggravated Battery	1	0	0	0	0	0	0	0				
Burglary	1	0	0	1	0	0	0	0				
Court Ordered	0	0	0	1	0	0	0	0				
Criminal Damage to Property	0	0	0	0	1	0	0	0				
Criminal Sexual Assault	0	0	0	0	0	0	0	0				
Criminal Trespass to Residence	0	0	0	0	0	0	0	0				
DOC Commitment	2	0	1	0	1	0	0	1				
DOC Warrant	0	0	0	0	0	1	0	0				
Domestic Battery	0	0	1	1	0	0	0	1				
Motor Vehicle Theft	1	0	0	0	0	0	0	1				
Obstructing Justice	0	1	0	0	0	0	0	0				
Possession of Cannabis	0	0	0	0	0	1	0	0				
Probation Violation	0	1	0	0	0	1	1	0				
Retail Theft	0	0	0	0	1	0	0	0				

Residence of Minors Detained	Jan	Feb	Mar	Apr	May	Jun	Jul	Aug	Sep	Oct	Nov	Dec
Adams	1	1	0	0	0	0	0	0	0			
DeWitt	2	1	2	1	1	1	0	1	0			
DOC	0	0	0	0	0	2	0	0	0			
Ford	1	0	0	0	0	0	0	0	0			
Fulton	1	0	0	0	0	0	0	0	0			
Jasper	0	0	0	0	0	0	0	0	1			
Livingston	1	2	3	1	2	3	2	5				
Logan	7	14	13	11	11	1	0	2				
Macon	0	0	0	0	0	0	1	0				
Mason	0	0	0	0	2	0	0	2				
Menard	2	0	1	1	1	0	0	1				
Moultrie	0	0	0	0	0	0	1	0				
Ogle	1	0	0	0	0	0	0	0				
Peoria	0	0	0	0	1	0	0	0				
Rock Island	1	0	0	0	2	2	1	0				
Tazewell	2	1	1	0	1	1	0	0				
Woodford	0	3	1	1	0	0	3	4				
Average Daily Population	4.1	6.8	5.9	4.5	4.7	5.6	3.6	5.1				
Adjusted Average Daily Population	3.6	6.5	5.7	4.5	4.8	5.6	3.8	4.6				
Average Daily Population:YTD	4.1	5.5	5.6	5.3	5.2	5.3	5	5				
Adjusted Daily Population:YTD	3.6	5.1	5.3	5.1	5	5.1	4.9	4.9				
Number of Days in Detention	127	190	183	136	146	168	112	159				
Revenue:	10270	17450	16945	13300	12530	15550	10130	16045				

McLean County Children's Advocacy Center Monthly Statistics August 2002

	2001 1ST INTERVIEW MONTH/YTD STATS	1ST. INTERVIEW 2002	JUV. SUSPECT INTERVIEW 2002	SIB/WITNESS INTERVIEW 2002	2ND INTERVIEW 2002	OUT OF COUNTY INTERVIEW	TOTAL MONTHLY INTERVIEWS	YTD TOTALS
JANUARY	19/19	12/12	2	2	0	2	18	18
FEBRUARY	13/32	13/25	2	6	0	2	23	41
MARCH	14/46	13/38	0	2	1	0	16	57
APRIL	5/51	13/51	3	3	0	0	19	76
MAY	10/61	16/67	0	5	1	4	26	102
JUNE	13/74	16/83	0	9	1	1	27	129
JULY	16/90	14/97	0	6	0	1	21	150
AUGUST	12/102	10/107	3	4	1	1	19	169
SEPTEMBER	12/114							
OCTOBER	17/131							
NOVEMBER	7/138							
DECEMBER	5/143							
YEAR TO DATE TOTALS	143	107	10	37	4	11	169	169

**CASA Statistics
Month of August, 2002**

	Current Month	YTD
New Cases Assigned	2	22
Cases Awaiting Assignment	4	N/A
Cases Closed	0	2
Children Awaiting Assignment	8	N/A
Children Currently Served	137	143
Total Number of CASA's Assigned	2	86
Resigned CASA's	2	9
Reports Filed	23	134
Court Hearings Attended	23	152

Updates:

The CASA program has been comparing the newest version of the CASA National Curriculum, released in late May, to our current version. There are some minor changes, we will make, however, we are very pleased with our version. We are beginning training on September 30, 2002, so we have actively been recruiting volunteers. To date we have 22 potential CASA candidates. These candidates will participate in an Informational Meeting to learn about becoming a CASA Volunteer, on September 4th and September 7th. We have also scheduled all the speakers, the States Attorney, DCFS, Guardian Ad Litem, Judge Dozier, and the defense attorney's. We have a special presentation with Barb Adkins, City of Bloomington, on Diversity.

The court has been overwhelmed with new cases with abused children. Judge Dozier has begun referring cases to us, some with 5 children. These cases are difficult and present a challenge for the volunteer. These difficult cases often require more guidance on the part of the Case Manager Staff.

The Case Management Staff has had many hearings to attend with Volunteers this month, at minimum one hearing per day, and sometimes as many as 4 per day.

McLean County State's Attorney's Office 2002 Case Load Report

	CRIMINAL												2002		2001		2002	
	Jan.	Feb.	Mar.	Apr.	May	June	July	Aug.	Sept.	Oct.	Nov.	Dec.	YTD	YTD	Total	Projected		
Felony	128	99	118	133	123	146	145	106	192				1,190	1,060	1,432	1,580		
Misdemeanor	231	168	136	261	157	157	254	170	227				1,761	1,767	2,337	2,337		
Asset Forfeiture	19	5	8	7	8	5	13	4	5				74	44	64	98		
Family Totals	30	20	47	51	25	32	40	31	50				326	340	483	433		
Family	10	10	28	31	15	16	29	10	35				184	211	303	244		
Order of Protection	20	10	19	20	10	16	11	21	15				142	129	180	188		
Juvenile Totals	18	20	19	28	14	36	24	24	33				216	197	251	287		
Juvenile	1	2	0	6	3	0	2	0	3				17	12	15	23		
Juvenile Abuse	4	4	5	1	6	14	15	7	14				70	52	70	93		
Juvenile Delinquency	13	14	14	21	5	22	7	17	16				129	133	166	171		
Traffic Totals	2,968	2,480	2,166	2,872	2,210	2,714	2,805	1,958	3,015				23,119	34,459	32,071	30,685		
Traffic	2,899	2,411	2,095	2,790	2,146	2,647	2,733	1,899	2,924				22,475	23,898	31,309	29,830		
DUI Traffic	69	69	71	82	64	67	72	60	90				644	561	762	855		

CHILD SUPPORT

Paternity cases filed	3	0	12	9	2	7	5	2	12				52	63	83	69
Paternity cases established	4	3	4	4	5	4	6	4	1				35	40	62	46
Paternities excluded	0	1	0	2	2	1	0	2	0				8	5	6	11
Support Orders entered	27	25	27	33	26	40	28	32	22				260	275	375	345
Modification proceedings filed	15	11	17	23	14	9	11	6	12				184	93	134	244
Modification proceedings adjudicated	12	5	7	24	12	21	17	14	12				124	55	98	166
Enforcement actions filed	21	20	37	37	43	27	20	9	37				251	188	283	333
Enforcement actions adjudicated	34	64	41	36	55	61	54	72	77				494	256	371	656
Hearings set before Hearing Officer	26	46	48	62	58	54	57	49	58				458	383	528	608
Orders prepared by Hearing Officer	17	11	28	36	37	38	42	49	49				307	202	300	407

2002 Projected = (2002 YTD/Day of Year) x 365 Days

N/A = Numbers not available

ASSET FORFEITURE FUND

STATEMENT OF REVENUE, EXPENDITURES AND FUND BALANCE

September 30, 2002

STATE'S ATTORNEY:

Beginning Balance 01/01/2002	\$ 40,603.56
Revenue	<u>12,619.29</u>
Total Funds Available	\$ 53,222.85
Expenditures	<u>1,327.59</u>
Fund Balance 09/30/02	\$ 51,895.26

SHERIFF:

Beginning Balance 01/01/2002	\$ 49,469.29
Revenue	<u>16,386.78</u>
Total Funds Available	\$ 65,856.07
Expenditures	<u>10,267.44</u>
Fund Balance 09/30/02	\$ 55,588.63

TOTAL FUND BALANCE- September 30, 2002 \$107,483.89

Inter Departmental

Date: 9/27/2002
To: Honorable J. Sommers, Chairman, Justice Committee
Cc: Honorable Members of the Justice Committee
From: W.H. Gamblin, E9-1-1 Admin.
RE: Monthly E911 Report

Please find attached the monthly E9-1-1 report.

I will be attending the Justice Committee meeting to respond to any questions.

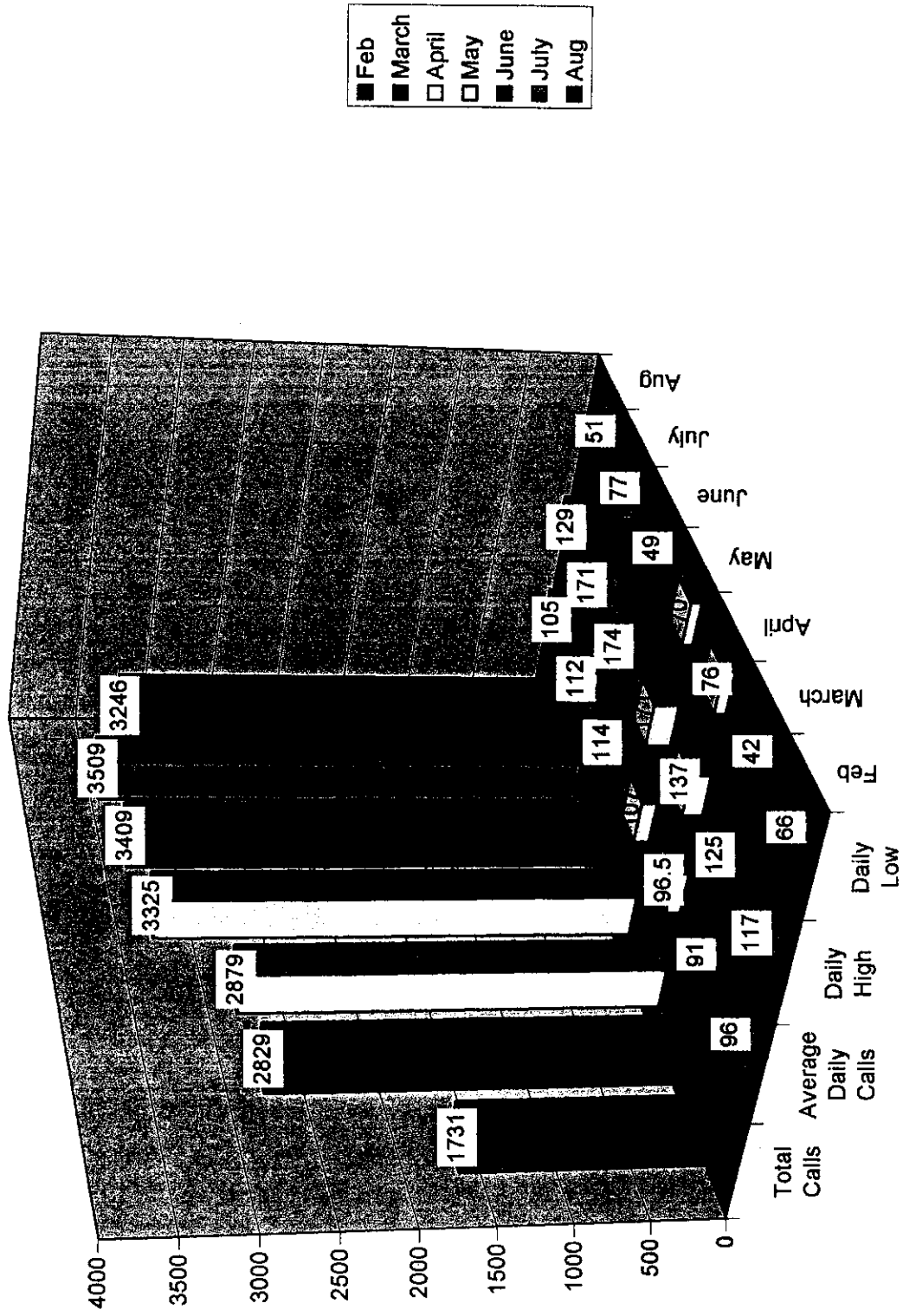
Respectfully submitted,



William H. Gamblin

WHG/whg
Attachments

9-1-1 Calls 2002



Board Memo

Date: 9/16/2002
To: Honorable Chairman D. Powell, ETSB, Honorable Members of the ETSB
Cc: File
From: W.H. Gamblin, E9-1-1 Admin.
RE: Error Report

Attached is the August Error Reports. As you will note we have reduced the error rate to less than 400. While we continue to work on these errors we are reaching a state of equilibrium. This is the point where new errors due to new constructions, annexation changes, etc. match corrected errors.

You will note a negative number of errors for August. This comes about from the fact that an audit of past records indicated that we had corrected records that we did not mark as completed.

WHG/whg

Attachments

ERROR REPORT (MONTHLY)
COMMUNITY

	#ERRORS							ERROR TYPE
	RESIDENTIAL	BUSINESS	TOTAL	ERRORS	DATA	#CORRECTED		
ANCHOR	0	1	1	1	1			
ARROWSMITH	0	0	0	0	1			
BELLFLOWER	0	0	0	0	2			
BLOOMINGTON	73	90	163	41	6		*4-N911, *2-MSAG	
CARLOCK	2	0	2	3	1		*1-WC	
CHENOA	3	1	4	4	1		*1-WC	
COLFAX	2	0	2					
COOKSVILLE	0	0	0					
CROPSEY	0	2	2	2				
DANVERS	3	4	7		1		*1-COMM	
DOWNES	4	7	11	3	1		*1-N911	
EL PASO	0	0	0	1				
ELLSWORTH	0	2	2	2				
GRIDLEY	0	5	5		4		*4-N911	
HEYWORTH	3	6	9	1	1		*1-WC	
HUDSON	8	1	9	1			*1-N911	
LEROY	25	1	26	5	1		*1-MSAG	
LEXINGTON	14	9	23	5				
MANSFIELD	1	0	1	1				
MCLEAN	5	10	15					
MINIER	0	0	0					
NORMAL	8	92	100	5	4		*2-ND, 2-N911	
SAYBROOK	7	4	11	4				
SHIRLEY	0	3	3	1	1		*1-COMM	
STANFORD	0	1	1					
TOWANDA	0	0	0	1				
OTHER	9	1	10		2		*2-WC	
TOTAL ERRORS	167	240	407	84	23			

ERRORS AS OF JULY 31, 2002 447
 NEW ERRORS FOR AUGUST* -40
 ERRORS CORRECTED IN AUGUST 23
 ERRORS AS OF AUGUST 31, 2002 384
 DATA LINES 84

*NO STREET NAME = NSN
 *MSAG PROBLEM = MSAG
 *NEED 911 ADDRESS = N911
 *CITY JURISDICTION = CJ
 *CELL TOWER = CT
 *REMOVE STREET DIRECTIONAL = RSD
 *COMMUNITY ERROR=COMM
 *NUMBER DISCONNECTED=ND
 *WRONG COUNTY=WC

*ERROR COUNT WAS PHYSICALLY COUNTED AND NUMBERS WERE ADJUSTED TO REFLECT THIS. THERE WERE ACTUALLY 67 NEW ERRORS IN AUGUST.

AUGUST, 2002

ERROR
NO ALI

NUMBER CORRECTED	TESTED	COMPLETE	
30	26	0	0

NO ANI

NUMBER CORRECTED	TESTED	COMPLETE	
0	0	0	0

INCORRECT ADDRESS

NUMBER CORRECTED	TESTED	COMPLETE	
19	5	0	0

MSAG-STREET RANGE/COMMUNITY

NUMBER CORRECTED	TESTED	COMPLETE	
13	13		13

ASSIGNED ADDRESSES-UNINCORPORATED
NEW ROADS (NEW MSAG LISTING)

6
94

TOTAL ERRORS
TOTAL ERRORS CLEARED

62
13

October 7, 2002

McLean County Board
Justice and Public Safety Committee
Bloomington, IL 61701

Re: Monthly Caseload - MONTH ENDING August 31, 2002

Dear Committee Members:

Pursuant to statute, I am forwarding this report to your attention and I am causing a copy to be filed with the Circuit Clerk's office of McLean County.

During the above-mentioned time period, in the discharge of our duties to indigent persons in McLean County we have been assigned the following new cases in the area set forth. The activities in which we are involved differ in no substantial manner from those which have been earlier reported.

CASE TYPES	MONTHLY TOTALS 2001	MONTHLY TOTALS 2002	YTD TOTALS 2001	YTD TOTALS 2002	% CHANGE YTD
FELONIES	85	74	833	722	<13%>
MISDEMEANORS	104	108	868	802	<8%>
DUI	21	23	175	209	16%
TRAFFIC	67	80	606	604	<1%>
JUVENILE	24	38	139	215	35%
OTHER	0	0	1	1	
TOTAL	301	323	2,622	2,553	<3%>

Following are the caseload assignments to each of the full-time and contract attorneys for the reporting month of: **MONTH ENDING AUGUST 2002.**

CASE TYPE	PUBLIC DEFENDER ATTORNEYS	YTD TOTALS	NEW MONTHLY TOTALS	NEW PTR/REVIEW TOTALS
F	JOHN WRIGHT-C	59	3	0
J	ARTHUR FELDMAN	96	19	9
F	LEE ANN HILL-C	58	3	0
F	JAMES TUSEK	98	10	8
M	BRIAN MCELDFOWNEY	328	42	2
F	BRIAN MCELDFOWNEY	94	8	8
F	TRACY SMITH	94	6	5
J	JON MCPHEE	49	7	0
DUI	ROBERT KEIR	210	23	2
F	ROBERT KEIR	7	3	0
TR	ANTHONY ORTEGA	583	80	2
F	ANTHONY ORTEGA	4	0	0
F	RON LEWIS	89	17	7
M	CARLA BARNES	472	66	4
F	CARLA BARNES	5	2	1
F	TONY TOMKIEWICZ-C	57	3	0
F	KIM CAMPBELL	96	9	10
J	KELLY CAVANAUGH	51	8	0
J	ALAN NOVICK-C	14	4	0
PRIV	PRIVATE COUNSEL	358	39	N/A
W/D	WITHDRAWN	22	8	N/A

PTR= Petition to Revoke Probation
 F = Felony
 J = Juvenile
 O = Other
 P.C.=Post Conviction Remedy Cases

C= Contract Attorney (7-8 Cases per Month)
 DUI= DUI
 TR= Traffic
 M= Misdemeanor

DATE: **October 7, 2002**

TO: Justice Committee

FROM: Amy Johnson Davis

RE: Monthly Report

AUGUST 2002 DISPOSITIONS

DISPOSITION	FELONY	MISDEMEANOR	TRAFFIC / DUI
PLEA / ORIGINAL OFFER	43	52	50
PLEA / LESSER	13	0	2
BENCH TRIAL / WIN	0	2	0
BENCH TRIAL / LOSS	2	0	0
JURY TRIAL / WIN	3	1	1
JURY TRIAL / LOSS	3	0	0
DISMISSED / UPFRONT	7	2	6
DISMISSED / TRIAL	14	20	5
KNOCKDOWN	3	N/A	N/A
PRIVATE COUNSEL	26	6	7
PLEA / BLIND	19	0	13
REFILED AS FELONY	N/A	0	1
WITHDRAWN	3	5	0
DIRECTED VERDICT	0	0	0
P.D. DENIED	1	5	0




Jury Commission of McLean County

Room 504, Law & Justice Center
P.O. Box 2400
Bloomington, Illinois 61702-2400

Telephone (309) 888-5241

Date: October 1, 2002

To: Honorable members of the Justice Committee
of the McLean County Board

From: Jane Engblom 
Jury Commission

Re: Statistics and progress

I am submitting for your information the quarterly statistics of our activity.

I also would like to inform you of a new option for our jurors to check their reporting instructions. We are utilizing the web page for McLean County. Jurors who have email capability can now check instructions at www.mclean.gov/jury. We had a trial period in September and those jurors who used it were very pleased with this option. All jurors summoned for the October 7th petit jury, and all future dates, will have this option available for their use. We are pleased to be able to implement this option, with the assistance of Information Services, to improve our service to citizens of McLean County.

Please feel free to visit with me if you have any questions.

Comparative Jury Trial Statistics

Month:	2002	2001	2000	1999	1998
Jan:	10	11	3	7	10
Feb:	9	8	6	10	11
Mar:	8	18	9	9	11
Apr:	10	6	7	5	13
May:	9	12	7	9	9
June:	8	9	10	11	9
July:	10	15	8	6	13
Aug:	12	9	6	12	9
Sept:	11 87	11 99	9 65	16 85	9 94
Oct:		11	2	6	10
Nov:		2	4	8	7
Dec:		11	6	8	5
Totals:		123	77	107	117

JUROR PAYMENT SUMMARY REPORT

SUB-PANEL	APPEARANCE DATE	JURORS SUMMONED	JURORS SERVED	PER DIEM PAID	MILEAGE PAID	PARKING PAID	MISCELLANEOUS PAID	OTHER PAID	TOTAL PAID
JAA Petit	Jan 07, 2002	185	126	\$1530.00	\$719.55	\$0.00	\$0.00	\$0.00	\$2249.55
JAZ Coroner	Jan 10, 2002	34	29	\$350.00	\$153.40	\$0.00	\$0.00	\$0.00	\$503.40
JAB Petit	Jan 14, 2002	225	205	\$4990.00	\$2412.15	\$0.00	\$0.00	\$0.00	\$7402.15
JAC Petit	Jan 22, 2002	185	65	\$910.00	\$599.95	\$0.00	\$0.00	\$0.00	\$1509.95
FBA Petit	Feb 04, 2002	200	60	\$590.00	\$369.20	\$0.00	\$0.00	\$0.00	\$959.20
FBG Grand	Feb 06, 2002	34	36	\$1290.00	\$416.65	\$0.00	\$0.00	\$0.00	\$1706.65
FBB Petit	Feb 11, 2002	225	143	\$3540.00	\$1901.90	\$0.00	\$0.00	\$0.00	\$5441.90
FBC Petit	Feb 19, 2002	100	32	\$450.00	\$218.40	\$0.00	\$0.00	\$0.00	\$668.40
MRA Petit	Mar 04, 2002	185	90	\$1040.00	\$475.15	\$0.00	\$0.00	\$0.00	\$1515.15
MRB Petit	Mar 11, 2002	225	150	\$2220.00	\$904.80	\$0.00	\$0.00	\$0.00	\$3124.80
MRZ Coroner	Mar 14, 2002	32	22	\$480.00	\$158.60	\$0.00	\$0.00	\$0.00	\$638.60
MRC Petit	Mar 18, 2002	185	64	\$770.00	\$386.10	\$0.00	\$0.00	\$0.00	\$1156.10
APG Grand	Apr 03, 2002	34	21	\$630.00	\$392.60	\$0.00	\$0.00	\$0.00	\$1022.60
APB Petit	Apr 08, 2002	225	137	\$3560.00	\$1931.80	\$0.00	\$0.00	\$0.00	\$5491.80
APC Petit	Apr 15, 2002	190	134	\$1740.00	\$865.15	\$0.00	\$0.00	\$0.00	\$2605.15
MYA Petit	May 06, 2002	200	68	\$1330.00	\$496.60	\$0.00	\$0.00	\$0.00	\$1826.60
MYZ Coroner	May 09, 2002	36	25	\$580.00	\$288.60	\$0.00	\$0.00	\$0.00	\$868.60
MYB Petit	May 13, 2002	250	172	\$2180.00	\$942.50	\$0.00	\$0.00	\$0.00	\$3122.50
JNG Grand	Jun 05, 2002	34	36	\$1260.00	\$468.65	\$0.00	\$0.00	\$0.00	\$1728.65
JNB Petit	Jun 10, 2002	200	67	\$930.00	\$404.95	\$0.00	\$0.00	\$0.00	\$1334.95
JNC Petit	Jun 17, 2002	225	138	\$2150.00	\$976.30	\$0.00	\$0.00	\$0.00	\$3126.30
JND Petit	Jun 24, 2002	185	38	\$510.00	\$255.45	\$0.00	\$0.00	\$0.00	\$765.45
JLZ Coroner	Jul 11, 2002	38	31	\$610.00	\$322.40	\$0.00	\$0.00	\$0.00	\$932.40
JLC Petit	Jul 15, 2002	225	151	\$5990.00	\$3065.40	\$0.00	\$0.00	\$0.00	\$9055.40
JLD Petit	Jul 22, 2002	200	140	\$1840.00	\$910.00	\$0.00	\$0.00	\$0.00	\$2750.00
AUG Grand	Aug 07, 2002	34	17	\$1230.00	\$1019.20	\$0.00	\$0.00	\$0.00	\$2249.20
AUB Petit	Aug 12, 2002	250	157	\$3820.00	\$1853.15	\$0.00	\$0.00	\$0.00	\$5673.15
AUC Petit	Aug 19, 2002	200	120	\$2180.00	\$1253.85	\$0.00	\$0.00	\$0.00	\$3433.85
SPB Petit	Sep 09, 2002	200	131	\$2700.00	\$1284.40	\$0.00	\$0.00	\$0.00	\$3984.40
SPC Petit	Sep 16, 2002	230	257	\$6770.00	\$3337.75	\$0.00	\$0.00	\$0.00	\$10107.75
SPD Petit	Sep 23, 2002	200	98	\$1350.00	\$694.20	\$0.00	\$0.00	\$0.00	\$2044.20

JUROR PAYMENT SUMMARY REPORT

SUB-PANEL	APPEARANCE DATE	JURORS SUMMONED	JURORS SERVED	PER DIEM PAID	MILEAGE PAID	PARKING PAID	MISCELLANEOUS PAID	OTHER PAID	TOTAL PAID
TOTAL		4971	2960	\$59520.00	\$29478.80	\$0.00	\$0.00	\$0.00	\$88998.80
TOTAL Petit		4695	2743	\$53090.00	\$26258.70	\$0.00	\$0.00	\$0.00	\$79348.70
		AVERAGE COST PER JUROR - Petit		\$28.93					
TOTAL Grand		136	110	\$4410.00	\$2297.10	\$0.00	\$0.00	\$0.00	\$6707.10
		AVERAGE COST PER JUROR - Grand		\$60.97					
TOTAL Coroner		140	107	\$2020.00	\$923.00	\$0.00	\$0.00	\$0.00	\$2943.00
		AVERAGE COST PER JUROR - Coroner		\$27.50					



McLEAN COUNTY SHERIFF'S DEPARTMENT
DAVID OWENS, SHERIFF
"Peace Through Integrity"
Administration Office
(309) 888-5034
104 W. Front Law & Justice Center Room 105
P.O. Box 2400 Bloomington, Illinois 61702-2400

Detective Commander (309) 888-5051
Patrol Commander (309) 888-5166
Patrol Duty Sergeant (309) 888-5019
Jail Division (309) 888-5065
Process Division (309) 888-5040
Records Division (309) 888-5055
Domestic Crimes Division (309) 888-5860
FAX (309) 888-5072

September 27, 2002

TO: Mr. Joe Sommer, Chairman
Justice Committee
FROM: Sheriff David Owens
SUBJ: OCTOBER 7TH, 2002 JUSTICE COMMITTEE MEETING

Dear Chairman Sommer:

I would respectfully request that the following item be placed on the October 7th, 2002 Justice Committee Agenda for information only.

Information

- 1) McLean County Detention Facility Report: (Please see attached).**

If you have any questions prior to the meeting, please feel free to give me a call.

Sincerely,

David Owens
Sheriff

DO:jc

MCDF
Population
September
2002

Date	Dailey Total	In House	Male	Female	Sp Needs	Str Sentence	Work Release	Weekends	Other Fac
1	239	234	198	41	24	47	8	31	0
2	243	213	201	42	28	48	8	28	0
3	248	215	205	43	25	50	8	28	0
4	246	216	205	41	26	50	9	30	0
5	250	219	207	43	37	48	10	30	0
6	246	218	202	44	21	51	10	31	0
7	244	225	205	39	24	51	10	31	5
8	249	236	208	41	29	52	9	32	5
9	246	213	204	42	24	49	9	29	5
10	240	208	198	42	20	50	9	31	5
11	236	199	196	40	20	50	9	31	5
12	244	205	200	44	22	54	8	31	5
13	243	207	202	41	21	56	8	31	5
14	247	214	206	41	25	63	8	33	22
15	256	229	212	44	21	69	8	34	22
16	251	197	207	44	20	68	8	31	22
17	246	190	203	43	15	64	7	38	17
18	248	193	205	43	18	63	7	38	17
19	244	191	199	45	22	60	6	38	17
20	234	179	192	42	14	57	6	37	17
21	250	219	211	39	24	59	6	39	17
22	256	231	213	43	25	59	6	39	17
23	253	207	209	44	25	57	6	32	17
24	248	195	205	43	18	59	7	32	17
25	251	199	208	43	17	55	8	31	17
26	250	197	208	42	27	54	8	31	17
27	247	192	200	47	20	54	7	31	20
28	262	231	220	42	25	60	7	34	20
29	265	237	223	39	25	61	6	34	20
30	265	212	220	45	21	58	6	32	20
Total	7447	6321	6172	1272	683	1676	232	978	351
Average for September 2002	248.23	210.70	205.73	42.40	22.77	55.87	7.73	32.60	11.70

MCDF Average Population
Six Month Comparison

Month	April 2002	May 2002	June 2002	July 2002	August 2002	Sept 2002	Average
Daily Total	213.90	196.20	215.00	230.13	232.90	248.23	222.73
In House	189.70	176.10	197.27	201.68	203.90	210.70	196.56
Male	181.47	166.7	182.70	189.06	192.00	205.73	186.28
Female	32.73	29.6	32.30	41.06	40.70	42.40	36.47
Special Needs	18.73	20.00	23.73	21.52	21.10	22.77	21.31
Straight Sentence	62.37	55.40	50.97	43.87	51.70	55.87	53.36
Work Release	6.10	6.90	8.23	9.03	9.20	7.73	7.87
Weekenders	24.27	23.0	19.33	27.00	29.90	32.60	26.02
Other Facilities	3.33	00.00	00.00	5.13	2.80	11.70	3.83