



JUSTICE COMMITTEE AGENDA
Government Center, Room 400

Tuesday, September 4, 2007

4:30 p.m.

1. Roll Call
2. Chairman's Approval of Minutes – August 6, 2007
3. Appearance by Members of the Public
4. Departmental Matters:
 - A. Roxanne Castleman, Director, Court Services
 - 1) Items to be Presented for Information:
 - a) Court Services Adult/Juvenile Division Statistics, July, 2007 1-2
 - b) Juvenile Detention Center – McLean County Statistics, 2007 3-5
 - c) Juvenile Detention Center – Out of County Statistics, 2007 6-7
 - d) General Report
 - e) Other
 - B. Amy Davis, Public Defender
 - 1) Items to be Presented for Information:
 - a) Monthly Caseload Report, July, 2007 8-10
 - b) General Report
 - c) Other

- C. Bill Yoder, McLean County State's Attorney
 - 1) Items to be Presented for Information:
 - a) Monthly Caseload Report 11
 - b) Asset Forfeiture Fund Report 12
 - c) General Report
 - d) Other

- D. Laura Beavers, Case Manager, Children's Advocacy Center
 - 1) Items to be Presented for Information:
 - a) Monthly Statistical Report 13
 - b) CASA Report 14
 - c) General Report
 - d) Other

- E. Mike Emery, McLean County Sheriff
 - 1) Items to be Presented for Information:
 - a) McLean County Detention Facility
Population Report, July 2007 15-17
 - b) General Report
 - c) Other

- F. Beth C. Kimmerling, McLean County Coroner
 - 1) Items to be Presented for Information:
 - a) Monthly Report, July 2007 18
 - b) General Report
 - c) Other

- G. Sandy Parker, McLean County Circuit Clerk
 - 1) Items to be Presented for Information:
 - a) Statistical Reports, July 2007 19-27
 - b) General Report
 - c) Other

- 5. Other Business and Communication
- 6. Recommend payment of Bills and Transfers, if any, to the County Board
- 7. Adjournment

July 2007

COURT SERVICES ADULT/JUVENILE DIVISION STATISTICS

ADULT DIVISION

7 Officer Supervision Unit, 3 PSI Officers, and 1.5 Intake Officer

Total Caseload – 869 (875 last month)

Average caseload per officer 124 (125 last month)

Presentence Reports Completed – 35 (19 last month)

* Total Workload Hours Needed – 1516.00 (1424.80 last month)

** Total Hours Available - 1650.00

* According to AOIC standards it would take this amount of hours per month to complete all requirements of case supervision and report writing.

** The number of work hours available to the division (10.5 officers working 150 hours each per month).

AOIC workload standards indicate **an additional -1.39 adult officers are needed.** (-2.02 last month)

JUVENILE DIVISION

3 ½ Officer Division

Total Caseload – 150 (141 last month)

Average caseload per officer 43 (40 last month)

Social History Reports Completed – 24 (12 last month)

* Total Workload Hours Needed – 742.50 (549.50 last month)

** Total Hours Available 600.00

* According to AOIC standards it would take this amount of hours per month to complete all requirements of case supervision and report writing.

** The number of work hours available to the division (3.5 officers working 150 hours each per month).

AOIC workload standards indicate **an additional 1.45 juvenile officers are needed.** (-.34 last month)

EARLY INTERVENTION PROBATION (EIP)

2 ½ Person unit with a maximum caseload of 35

Total caseload 25

Social History Reports 0

July, 2007

SPECIAL PROGRAMS

INTENSIVE PROBATION UNIT ADULT

2 person unit with a maximum caseload of 40

Total Caseload – 41 (35 last month)

INTENSIVE PROBATION UNIT JUVENILE

1 ½ person unit with a maximum caseload of 15

Total Caseload – 11 (12 last month)

DRIVING UNDER THE INFLUENCE UNIT

1 person unit with a maximum caseload of 40

Total Caseload - 48 (48 last month)

JUVENILE INTAKE

2 person unit

Total Preliminary Conferences – 15 (21 last month)

Total Caseload Informal Probation – 17 (20 last month)

Total Intake Screen Reports (juvenile police reports received) 171 (144 last month)

COMMUNITY SERVICE PROGRAM

2 person unit

Total Caseload Adult - 518 (553 last month)

Total Caseload Juvenile – 35 (35 last month)

Total Hours Completed Adult – 5532.00 (\$29,043.00 Symbolic Restitution \$5.25)

Total Hours Completed Juvenile – 240.00 (\$1,260.00 Symbolic Restitution \$5.25)

Total Worksites Used – 43 (43 last month)

DOMESTIC VIOLENCE PROGRAM

3 person unit (2 Officers and 1 Clerk)

Total Probation Caseload – 130 (130 last month)

Total Court Supervision/Conditional Discharge Caseload – 569 (574 last month)

2007
JUVENILE DETENTION CENTER
MCLEAN COUNTY

	Jan	Feb	Mar	Apr	May	Jun	Jul	Aug	Sep	Oct	Nov	Dec
Ages of Minors Detained												
10	0	0	0	0	0	0	0	0				
11	0	0	0	0	0	0	0	0				
12	0	0	0	0	0	1	0	0				
13	0	0	1	1	0	1	2	0				
14	5	2	1	0	1	2	0	0				
15	4	1	5	5	6	8	8	0				
16	9	6	5	6	10	7	5	0				
17	0	0	0	0	0	0	3	0				
18	0	0	0	0	0	0	1	0				
Sex of Minors Detained												
0	0											
Male	14	8	10	11	14	15	14					
Female	4	1	2	1	3	4	5					
Race of Minors Detained												
Caucasian	8	4	5	5	9	10	9					
African-American	8	5	7	7	8	9	10					
Hispanic	2	0	0	0	0	0	0					
Offenses of Which Minor was Detained												
Dispositional Detention	3	4	2	7	4	0	3					
Warrant	1	1	3	1	2	3	5					
Aggravated Assault	0	0	0	0	1	0	0					
Aggravated Assault with Firearm	0	0	0	0	0	1	0					
Aggravated Battery	3	0	0	0	0	2	1					
Aggravated Criminal Sexual Assault	0	0	0	0	1	0	0					
Armed Robbery	0	0	0	0	0	4	1					
Armed Violence	0	0	0	0	0	0	1					
Burglary	1	0	0	0	0	1	0					
Burglary to Motor Vehicle	0	0	1	0	0	0	0					
Court Ordered	1	0	0	0	0	1	0					
Criminal Damage to Property	0	0	1	0	0	0	0					
Criminal Sexual Assault	0	0	0	0	0	0	1					
Domestic Battery	2	0	1	1	1	2	2					

2007
**JUVENILE DETENTION CENTER
 MCLEAN COUNTY**

	Jan	Feb	Mar	Apr	May	Jun	Jul	Aug	Sep	Oct	Nov	Dec
Delivery of Cannabis	1	0	0	0	0	0	0	0				
Delivery of Cannabis on School Grounds	0	1	0	0	0	0	0	0				
Failure to Register as Sex Offender	0	0	0	0	1	0	0	0				
Felony Phone Harassment	0	0	0	0	0	0	1	1				
Hold for Placement	1	0	0	0	0	0	0	0				
Home Invasion	0	0	0	0	0	1	0	0				
IDJJ	0	0	0	0	0	0	0	1				
Possession of Controlled Substance	0	0	0	1	1	0	0	0				
Possession of Controlled Substance w/Intent to Deliver	0	0	0	0	0	0	1	1				
Possession of Cannabis on School Grounds	0	1	0	0	0	0	0	0				
Request for Apprehension	3	1	3	2	4	2	1	1				
Residential Burglary	1	0	1	0	0	0	1	0				
Robbery	0	1	0	0	0	0	0	0				
Theft Over \$300	1	0	0	0	0	0	0	0				
Unlawful Use of Weapon	0	0	0	0	1	0	0	0				
Vehicular Invasion	0	0	0	0	0	0	0	1				
Residents of Minors Detained												
Bloomington	0	6	5	5	12	13	13					
Normal	1	2	4	5	4	2	3					
Alton	0	0	0	0	0	1	1					
Chenoa	1	0	0	0	0	0	0					
Chicago	0	0	1	1	0	0	0					
Danvers	0	0	1	0	0	0	0					
Decatur	1	0	0	0	0	0	0					
Downs	1	0	0	0	0	0	0					
Elgin	0	0	0	0	0	0	1					
Gridley	0	0	1	0	0	0	0					
Harvey	0	0	0	0	0	1	0					
Joliet	0	0	0	0	0	1	0					
Lexington	1	0	0	0	0	0	0					
LeRoy	0	0	0	0	0	0	1					
Palos Hills	0	0	0	0	1	0	0					
Towanda	1	0	0	0	0	0	0					

2007
**JUVENILE DETENTION CENTER
 MCLEAN COUNTY**

Saybrook	0	0	0	2	0	0	0	0	0
Stanford	0	1	0	0	0	0	0	0	0
Oregon	0	0	0	0	0	1	0	0	0
Average Daily Population	11.6	6.3	6.4	4.9	5.7	12.7	13.3		
Average Daily Population:YTD	11.6	9	8.1	7.3	7	7.9	8.7		
Number of Days in Detention	360	176	198	148	177	380	413		
Revenue:	0	0	0	0	0	0	0		

Juvenile Detention Center

Out of County

Ages of Minors Detained		Jan	Feb	Mar	Apr	May	Jun	Jul	Aug	Sep	Oct	Nov	Dec
		0	0	0	0	0	0	0	0	0	0	0	0
10		0	0	0	0	0	0	0	0	0	0	0	0
11		0	0	0	1	0	0	0	2	0	0	0	0
12		0	0	0	0	1	1	1	1	0	0	0	0
13		1	0	1	1	1	0	1	1	0	0	0	0
14		4	8	3	4	2	2	0	0	0	0	0	0
15		8	2	5	6	14	2	9	0	0	0	0	0
16		8	10	13	10	10	7	12	0	0	0	0	0
17		0	0	0	0	0	0	0	0	0	0	0	0
18		0	0	0	0	0	0	0	0	0	0	0	0
Sex of Minors Detained													
Male		18	15	23	17	22	12	21					
Female		3	5	0	4	6	0	4					
Race of Minors Detained													
Caucasian		15	18	21	18	21	10	21					
African-American		5	1	1	2	3	1	2					
Hispanic		1	1	1	1	4	1	2					
Offenses of Which Minor was Detained													
Dispositional Detention		8	12	17	8	13	9	8					
Warrant		4	4	1	2	7	1	7					
Aggravated Assault		0	1	0	0	0	0	0					
Aggravated Battery		0	0	0	2	0	0	1					
Aggravated Battery to Senior Citizen		0	0	0	0	1	0	0					
Aggravated Criminal Sexual Assault		0	0	0	0	0	0	3					
Aggravated Possession of Stolen Firearm		0	1	0	0	0	0	0					
Burglary		1	0	0	2	0	0	0					
Court Ordered		1	0	1	1	0	0	0					
Criminal Damage to Place of Worship		0	0	0	1	0	0	0					
Criminal Damage to Property		1	0	0	1	0	0	0					
Criminal Trespass to Motor Vehicle		0	0	0	0	1	0	0					
DOC/DJJ		3	1	3	1	2	1	1					
Domestic Battery		0	0	0	0	0	1	1					
Domestic Battery w/Bodily Harm		0	0	0	0	0	0	1					

2007
Juvenile Detention Center

	Out of County									
Domestic Violence	0	0	1	0	0	0	0	0	0	0
Hold for Placement	1	0	0	0	0	0	0	0	0	0
Home Confinement Violation	2	0	0	0	0	0	0	0	0	0
Possession of Drug Paraphernalia	0	0	0	0	0	1	0	0	0	0
Possession of Stolen Property	0	0	0	0	0	0	0	0	0	1
Probation Violation	0	1	0	3	2	0	0	0	0	1
Residence of Minors Detained										
Bureau	0	0	0	1	4	0	0	0	1	
Clark	0	0	0	0	1	0	0	0	0	
DeWitt	2	0	0	1	0	2	0	0	0	
DOC/DJJ	0	1	0	0	0	0	0	0	0	
DuPage	0	0	0	0	0	0	0	0	1	
Ford	0	0	0	0	0	0	0	0	3	
LaSalle	0	0	0	0	0	0	0	0	1	
Livingston	8	5	7	4	7	1	1	6		
Logan	6	13	15	12	10	2	6			
Mason	1	0	0	1	1	0	0	0		
Morgan	0	0	0	0	0	1	0	0		
Peoria	0	0	0	0	1	0	0	0		
Piatt	0	0	0	0	1	0	0	0		
Tazewell	0	0	0	0	3	5	2			
Woodford	4	1	1	1	1	1	5			
Average Daily Population	8.6	9.3	8.1	9.3	11	8.9	7.9			
Average Daily Population: YTD	8.6	9	8.7	8.8	9.3	9.2	9			
Number of Days in Detention	268	259	251	279	342	268	246			
Revenue:	20750	19940	18340	21850	28660	21470	19010			

September 3, 2007

**McLean County Board
Justice and Public Safety Committee
Bloomington, IL 61701**

Re: Monthly Caseload - MONTH ENDING July 31, 2007

Dear Committee Members:

Pursuant to statute, I am forwarding this report to your attention and I am causing a copy to be filed with the Circuit Clerk's office of McLean County.

During the above-mentioned time period, in the discharge of our duties to indigent persons in McLean County we have been assigned the following new cases in the area set forth. The activities in which we are involved differ in no substantial manner from those which have earlier been reported.

CASE TYPES	MONTHLY TOTALS 2006	MONTHLY TOTALS 2007	YTD TOTALS 2006	YTD TOTALS 2007	% CHANGE YTD
FELONIES	86	97	574	648	11%
MISDEMEANORS	81	81	615	763	19%
DUI	20	18	158	157	<1%>
TRAFFIC	49	46	396	487	19%
JUVENILE	16	27	132	144	8%
(DELINQUENT)	5	18	64	64	0%
(ABUSE/NEGLECT)	11	9	68	80	15%
MENTAL HEALTH CASES	3	9	18	51	65%
Involuntary Commitment	3	9	18	48	63%
Medication Compliance Orders	0	0	0	3	300%
POST-CONVICTION & SVPCA CASES	1	0	3	3	0%
TOTAL	256	278	1896	2253	16%

Following are the caseload assignments to each of the full-time and contract attorneys for the reporting month of: **MONTH ENDING July 31, 2007**

CASE TYPE	PUBLIC DEFENDER ATTORNEYS	NEW MONTHLY TOTALS	YTD TOTALS	NEW PTR/REVIEW TOTALS
F	RON LEWIS	11	84	0
F	JAMES TUSEK	13	85	0
F	CARLA HARVEY	7	84	1
F	BRIAN MCELLOWNEY	12	84	1
F	JOHN WRIGHT-C	6	47	N/A
F	TERRY DODDS-C	3	47	N/A
F	JASON CHAMBERS-C	5	44	N/A
F	JON MCPHEE	3	64	0
M	JON MCPHEE	0	173	0
F	KELLY HARMS	30	46	2
M	KELLY HARMS	1	288	0
F	MATTHEW KOETTERS	4	30	0
CM	MATTHEW KOETTERS	41	243	5
F	CHRISTOPHER NOLAN	3	3	0
CM	CHRISTOPHER NOLAN	38	38	2
DUI	CHRISTOPHER NOLAN	7	79	0
TR	CHRISTOPHER NOLAN	21	235	1
CM	AMY RUIPER	1	1	0
DUI	AMY RUIPER	11	79	2
TR	AMY RUIPER	25	250	3
JD	ART FELDMAN	18	70	6
JA	KELLY STACEY	7	55	N/A
JA	ROB KEIR	7	59	N/A
JA	ALAN NOVICK-C	0	3	N/A
PC/SVP	KEITH DAVIS-C	0	3	N/A
PVT	PRIVATE COUNSEL	20	156	N/A
W/D	WITHDRAWN	3	12	N/A

PTR= Petition to Revoke Probation
 F = Felony
 J = Juvenile
 O = Other
 P.C.=Post Conviction Remedy Cases

C= Contract Attorney (6-7 Cases per Month)
 DUI= DUI
 TR= Traffic
 M= Misdemeanor

July 2007 DISPOSITIONS

DISPOSITION	FELONY	MISDEMEANOR	TRAFFIC / DUI
PLEA / ORIGINAL OFFER	36	35	48
PLEA / LESSER	9	1	0
BENCH TRIAL / WIN	0	0	0
BENCH TRIAL / LOSS	0	0	0
JURY TRIAL / WIN	0	1	0
JURY TRIAL / LOSS	1	0	1
DISMISSED / UPFRONT	3	4	1
DISMISSED / TRIAL	3	8	0
KNOCKDOWN	0	0	0
DISMISSED PER PLEA	2	17	6
PRIVATE COUNSEL	12	5	3
PLEA / BLIND	1	0	2
REFILED AS FELONY	0	2	0
WITHDRAWN	1	1	1
DIRECTED VERDICT	0	0	0
P.D. DENIED/NOT RECOMMENDED	2	3	N/A

McLean County State's Attorney's Office 2007 Case Load Report

	Jan.	Feb.	Mar.	April	May	June	July	Aug.	Sept.	Oct.	Nov.	Dec.	2007 YTD	2006 YTD	2006 Total	2007 Projected
CRIMINAL																
Felony	122	95	118	130	98	96	152	109					920	839	1,277	1,405
Misdemeanor	186	168	245	273	224	202	255	209					1762	1507	2,501	2,691
Asset Forfeiture	9	15	6	11	19	13	9	15					97	119	167	148
Mental Health	27	21	15	17	16	15	17	16					144	N/A	N/A	220
Family Totals	34	52	68	64	54	38	77	53					440	512	751	672
Family	20	28	43	45	31	23	49	31					270	359	534	412
Order of Protection	14	24	25	19	23	15	28	22					170	153	217	260
Juvenile Totals	26	25	13	28	41	19	45	33					230	254	384	351
Juvenile	0	0	0	0	0	0	0	0					0	1	1	0
Juvenile Abuse	15	14	4	17	35	9	21	15					130	157	245	199
Juvenile Delinquency	11	11	9	11	6	10	24	18					100	96	138	153
Traffic Totals	2,532	2,447	2,967	3,423	3,100	2,653	3,359	2,536					23,017	24,733	36,743	35,151
Traffic	2,459	2,394	2,900	3,344	3,007	2,592	3,291	2,461					22,448	24,117	35,836	34,283
DUI Traffic	73	53	67	79	93	61	68	75					569	616	907	869

CHILD SUPPORT

Paternity cases filed	4	14	10	11	13	5	13	5					75	122	188	115
Paternity cases established	14	5	10	9	6	3	7	8					62	52	88	95
Paternities excluded	2	0	6	2	3	4	1	0					18	18	25	27
Support Orders entered	63	51	61	76	51	59	50	55					466	925	1,271	712
Modification proceedings filed	4	21	9	25	13	15	30	15					132	147	212	202
Modification proceedings adjudicated	14	9	18	20	19	13	16	15					124	70	170	189
Enforcement actions filed	31	31	33	76	38	30	47	35					321	544	708	490
Enforcement actions adjudicated	92	79	93	94	63	80	71	81					653	952	1,353	997
Hearings set before Hearing Officer	86	49	114	86	84	84	61	85					649	697	1,155	991
Orders prepared by Hearing Officer	83	44	102	79	71	71	54	72					576	603	1,020	880

2007 Projected = (2007 YTD/Day of Year) x 365 Days

n/c= not calculable

ASSET FORFEITURE FUND

STATEMENT OF REVENUE, EXPENDITURES AND FUND BALANCE

August 27, 2007

STATE'S ATTORNEY:

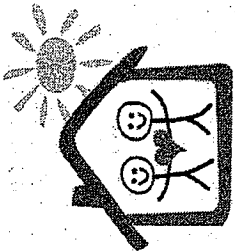
Beginning Balance 01/01/2007	\$ -33,823.07
(Reflects \$80,000 transfer to General Fund 12/31/02)	
(Reflects \$30,000 transfer to General Fund 12/31/03)	
Revenue	<u>12,553.75</u>
Total Funds Available	\$ -21,269.32
Expenditures	<u>4,521.32</u>
Fund Balance 08/27/07	\$ -25,790.64

SHERIFF:

Beginning Balance 01/01/2007	\$ 21,384.68
Revenue	<u>8,247.59</u>
Total Funds Available	\$ 29,632.27
Expenditures	<u>8,427.00</u>
Fund Balance 08/27/07	\$ 21,205.27


TOTAL FUND BALANCE August 27, 2007 \$ -4,585.37


McLean County Children's Advocacy Center Monthly Statistics,
July, 2007



	2006 INTERVIEWS VIC/OTHER/TOT	1ST. INTERVIEW 2007 MONTH/YTD	JUV. SUSPECT INTERVIEW 2007	SIB/WITNESS INTERVIEW 2007	2ND INTERVIEW 2007	OUT OF COUNTY INTERVIEW 2007	TOTAL MONTHLY INTERVIEWS	YTD TOTALS
JANUARY	14/6/20	16	2	1	0	3	22	22
FEBRUARY	20/8/28	40/56	2	0	0	0	42	64
MARCH	24/4/28	19/75	1	8	3	1	32	96
APRIL	8/4/12	11/86	0	5	0	2	18	114
MAY	16/14/30	27/113	0	6	0	0	33	147
JUNE	21/11/32	17/130	1	4	1	1	24	171
JULY	29/11/40	15/145	0	0	0	1	15	186
AUGUST	19/9/28							
SEPTEMBER	13/4/17							
OCTOBER	13/2/15							
NOVEMBER	8/5/13							
DECEMBER	15/3/18							
YEAR TO DATE TOTALS	200/81/281	145	6	24	4	8	186	186

CASA Monthly Statistics FY07

	New Children Cases Assigned	Child Cases Closed	Children Awaiting CASA Assignment	Total Children Served	CASAs Assigned	Total Number of Assigned CASAs	Reported CASA Volunteer Hours	CASAs Trained	Reports Filed	Court Hearings Attended
January	6	2	14	136	2	62	276	in progress	6	19
February	2	0	19	138	1	63	312.1	in progress	4	13
March	0	1	24	138	0	63	335.1	in progress	9	17
April	10	5	10	143	6	65	275	8	13	25
May	7	9	9	152	5	64	289.5	0	8	31
June	5	10	7	150	4	61	238	in progress	12	26
July	2	2	3	148	1	50	222	in progress	10	26
August								2		
September										
October										
November										
December										
YTD Totals	32	29	7	173	19	63	1947.7	10	62	157



McLEAN COUNTY SHERIFF'S DEPARTMENT
MIKE EMERY, SHERIFF
"Peace Through Integrity"
Administration Office
(309) 888-5034
104 W. Front Law & Justice Center Room 105
P.O. Box 2400 Bloomington, Illinois 61702-2400

Detective Commander (309) 888-5051
Patrol Commander (309) 888-5859
Patrol Duty Sergeant (309) 888-5019
Jail Division (309) 888-5065
Process Division (309) 888-5040
Records Division (309) 888-5055
Domestic Violence Division (309) 888-4940
FAX (309) 888-5072

August 28, 2007

TO: Mr. Tari Renner, Chairman
Justice Committee
FROM: Sheriff Mike Emery
SUBJ: SEPTEMBER 4th, 2007 JUSTICE COMMITTEE AGENDA


Dear Chairman Renner:

I would respectfully request that the following item be placed on the September 4th, 2007 Justice Committee Agenda for Information only.

Information

- 1) **McLean County Detention Facility Population Report:** (Please see attached).

Sincerely,


Mike Emery
Sheriff

ME:jc

MCDF Average Population
By Month 2006/2007

Month	Sept	October	Nov	Dec	Jan-07	February	March	April	May	June	July	August	Average
Daily Total	228.10	241.52	217.60	202.10	222.84	231.14	253.27	241.07	240.34	238.70	243.00	227.14	232.24
In House	201.07	205.68	194.93	186.52	199.90	199.71	207.36	205.57	201.69	205.13	212.23	201.55	201.78
Female	29.70	32.45	26.07	22.32	21.84	23.89	39.86	42.60	44.52	41.30	41.26	33.72	33.29
Male	198.40	209.06	191.53	179.77	201.32	207.36	213.045	201.60	195.86	196.83	201.23	193.72	199.14
Spec Needs Female	6.07	6.29	6.10	5.58	5.26	5.14	5.59	5.87	5.41	6.00	8.52	7.93	6.15
Spec Needs Male	18.10	18.06	14.67	18.48	18.94	15.36	18.23	19.00	18.93	16.47	16.68	14.52	17.29
Str Sent Female	7.70	9.13	8.57	6.03	6.81	7.29	14.05	9.80	12.93	13.87	10.61	4.48	9.27
Str Sent Male	43.93	50.90	47.60	39.55	46.00	44.39	39.86	39.23	39.38	42.87	33.81	30.55	41.51
Weekender Work Rel Female	1.67	4.19	2.17	1.13	2.00	5.32	6.00	6.80	6.38	3.93	2.68	0.14	3.53
Weekender Work Rel Male	32.63	28.45	21.90	19.81	19.58	2.96	22.55	21.47	25.69	20.83	24.58	17.90	21.53
Other Fac Female	00.00	2.77	.63	00.00	00.00	00.00	4.55	2.93	8.86	6.07	5.58	5.31	3.06
Other Fac Male	3.70	11.06	5.30	00.00	7.10	13.36	23.86	16.80	9.76	13.90	9.77	8.10	10.23

MCDF Average Population
By Month 2007

Month	January	February	March	April	May	June	July	August	Sept	October	Nov	Dec	Average
Daily Total	222.84	231.14	253.27	241.07	240.13	239.28	243.00	227.41					237.27
In House	199.90	199.71	207.36	205.57	202.06	204.40	212.23	201.55					204.10
Female	21.84	23.89	39.86	42.60	44.48	40.92	41.26	33.72					36.07
Male	201.32	207.36	213.05	201.60	195.68	197.68	201.23	193.72					201.46
Spec Needs Female	5.26	5.14	5.59	5.87	5.39	5.56	8.52	7.93					6.16
Spec Needs Male	18.94	15.36	18.23	19.00	18.87	16.08	16.68	14.52					17.21
Str Sent Female	6.81	7.29	14.05	9.80	12.94	13.92	10.61	4.48					9.99
Str Sent Male	46.00	44.39	39.86	39.23	39.55	43.80	33.81	30.55					39.65
Weekender Work Rel Female	2.00	5.32	6.00	6.80	6.23	3.92	2.68	0.14					4.14
Weekender Work Rel Male	19.58	23.96	22.55	21.47	25.45	20.88	24.58	17.910					22.05
Other Fac Female	0.00	0.00	4.55	2.93	8.71	6.52	5.58	5.31					4.20
Other Fac Male	7.10	13.36	23.86	16.80	9.39	15.00	9.77	8.10					12.92

**Office of the Coroner
McLean County
JULY 2007 REPORT**

	JULY 2007	JULY 2006	TYTD 2007	LYTD 2006
<i>Cases</i>	87	58	494	508
<i>Autopsies</i>	13	6	72	42
<i>Out/County Autopsies</i>	18	29	133	110
<i>Inquests</i>	0	3	20	26

JULY TOTAL DEPOSITS

<i>Copy Fee</i>	\$	395.00
<i>Morgue Fee</i>	\$	4,307.00
<i>Reim/Services</i>		0
<i>Paid to Facilities Mgt</i>	\$	976.00

DEATH INVESTIGATIONS THAT INCLUDE AUTOPSY AND FOLLOW-UP

Traffic Crash – 5

Medical/Sudden death – 4

Homicide – 0

Other (pending tox. & autopsy results and/or inquest ruling) – 5 (1 no autopsy)

OPEN DEATH INVESTIGATIONS

Traffic Crash – 8 Homicide – 0

Medical/Sudden death – 8 Other/Pending – 9

REPORT A
ACTIVITY OF ALL CIVIL CASES
DURING THE MONTH OF JULY 2007
IN THE CIRCUIT COURT OF THE 11th JUDICIAL CIRCUIT
McLEAN COUNTY

CATEGORY	BEGIN PENDING	CODE	NEW FILED	REINSTATED	DISPOSED	END PENDING 2007	END PENDING 2006
Adoption	30	AD	5	0	12	23	36
Arbitration	274	AR	47	8	72	257	258
Chancery	275	CH	34	0	31	278	261
Dissolution of Marriage	449	D	54	1	55	449	417
Eminent Domain	0	ED	0	0	0	0	2
Family	270	F	24	2	27	269	261
Law => \$50,000 - Jury	304	L	3	0	9	298	291
Law => \$50,000 - Non-Jury	191	L	12	0	10	193	181
Law = < \$50,000 - Jury	0	LM	1	0	0	1	0
Law = < \$50,000 - Non-Jury	189	LM	108	2	106	193	183
Municipal Corporation	0	MC	0	0	0	0	0
Mental Health	11	MH	12	0	16	7	9
Miscellaneous Remedy	154	MR	22	0	45	131	142
Order of Protection	22	OP	20	0	17	25	25
Probate	1,102	P	30	0	18	1,114	1,070
Small Claim	886	SC	232	37	360	795	716
Tax	7	TX	0	0	0	7	6
TOTAL CIVIL	4,164		604	50	778	4,040	3,858

REPORT B
 ACTIVITY OF ALL CRIMINAL CASES
 DURING THE MONTH OF JULY 2007
 IN THE CIRCUIT COURT OF THE 11TH JUDICIAL CIRCUIT
 McLEAN COUNTY

	BEGIN PENDING	CODE	NEW FILED	NO. OF DEFTS. NEW	REINSTATED	DISPOSED	END PENDING 2007	END PENDING 2006
CONTEMPT OF COURT	1	C.C.	1	1	0	0	2	1
CRIMINAL FELONY	751	CF	131	131	8	100	790	890
CRIMINAL MISDEMEANOR	992	CM	211	211	10	177	1,036	915
TOTAL CRIMINAL	1,744		343	343	18	277	1,828	1,806

REPORT C
 ACTIVITY OF ALL JUVENILE CASES
 DURING THE MONTH OF JULY 2007
 IN THE CIRCUIT COURT OF THE 11TH JUDICIAL CIRCUIT
 McLEAN COUNTY

CATEGORY	BEGIN PENDING	CODE	NEW FILED	NO. OF DEFTS. NEW	REINSTATED	DISPOSED	END PENDING 2007	END PENDING 2006
JUVENILE	6	J	0	0	0	0	6	9
JUVENILE ABUSE & NEGLECT	407	JA	23	23	0	17	413	347
JUVENILE DELINQUENT	110	JD	19	19	6	25	110	103
TOTAL JUVENILE	523		42	42	6	42	529	459

REPORT D
 ACTIVITY OF ALL DUI/TRAFFIC/CONSERVATION/ORDINANCE CASES
 DURING THE MONTH OF JULY 2007
 IN THE CIRCUIT COURT OF THE 11TH JUDICIAL CIRCUIT
 McLEAN COUNTY

CATEGORY	BEGIN PENDING	CODE	NEW FILED	REINSTATED	DISPOSED	END PENDING 2007	END PENDING 2006
CONSERVATION VIOLATION	16	CV	2	0	5	13	34
DRIVING UNDER THE INFLUENCE	536	DT	64	0	56	544	460
ORDINANCE VIOLATION	894	OV	220	0	246	868	858
TRAFFIC VIOLATION	16,324	TR	3,620	48	4,071	15,921	17,557
TOTALS:	17,770		3,906	48	4,378	17,346	18,909

REPORT E
TIME LAPSE OF ALL CASES DISPOSED OF BY JURY VERDICT
IN ALL CATEGORIES
DURING THE MONTH OF JULY OF 2007
IN THE CIRCUIT COURT OF THE ELEVENTH JUDICIAL CIRCUIT
MCLEAN COUNTY

CASE NUMBER	FILING DATE	DATE OF VERDICT
07 CF 414	4/17/07	7/10/07
05 CF 226	2/28/05	7/18/07
06 DT 861	12/13/06	7/18/07
07 CM 449	3/6/07	7/18/07
05 L 100	6/21/05	7/19/07
07 TR 4192	2/14/07	7/19/07
07 CM 535	3/19/07	7/19/07
07 CF 407	4/16/07	7/24/07

NOTE: THIS REPORT SHOULD NOT INCLUDE ANY REINSTATED CASES UNLESS TIME-LAPSE IS COMPUTED FROM DATE OF REINSTATEMENT.

REPORT F
DISPOSITION OF DEFENDANTS CHARGED WITH FELONIES (1)
DURING THE MONTH OF JULY 2007
IN THE CIRCUIT COURT OF THE 11TH JUDICIAL CIRCUIT
MCLEAN COUNTY

		NOT CONVICTED					CONVICTED			TOTAL DEFENDANTS DISPOSED OF
NOLLE	S.O.L.	REDUCED TO MISDEMEANOR	DISMISSED	OTHER (2) ****	ACQUITTED BY		GUILTY PLEA	BENCH TRIAL	JURY TRIAL	
					BENCH TRIAL	JURY TRIAL				
17	0	3	0	5	0	0	71	0	4	100

(1) NOT NECESSARILY DIFFERENT DEFENDANTS

(2) INCLUDES COURT ACTION: NO BILL, TRANSFERRED/NO JURISDICTION, DEATH SUGGESTED/CAUSE ABATED, UNFIT TO STAND TRIAL, SEXUALLY DANGEROUS, TRANSFERS TO WARRANT CALENDAR, AND EXTRADITION PROCEEDING FILED AS A FELONY.

**** 5 transferred to warrant calendar

REPORT F
DISPOSITION OF DEFENDANTS CHARGED WITH FELONIES (1)
THROUGH THE MONTH OF JULY 2007
IN THE CIRCUIT COURT OF THE 11TH JUDICIAL CIRCUIT
MCLEAN COUNTY

MONTH	NOT CONVICTED										CONVICTED			TOTAL DEFENDANTS DISPOSED OF
	NOLLE	S.O.L.	REDUCED TO MISDEMEANOR	DISMISSED	OTHER (2)	ACQUITTED BY		GUILTY PLEA	BENCH TRIAL	JURY TRIAL	BENCH TRIAL	JURY TRIAL		
						BENCH TRIAL	JURY TRIAL							
JAN	12	0	7	0	0	0	1	0	79	1	2	102		
FEB	10	0	3	0	0	1	3	67	2	0	86			
MAR	4	0	3	0	0	0	3	74	0	2	86			
APR	16	0	8	0	131	0	1	104	0	5	265			
MAY	11	0	5	0	3	3	0	80	0	1	103			
JUNE	12	0	6	0	6	0	1	96	1	0	122			
JULY	17	0	3	0	5	0	0	71	0	4	100			
AUG	0	0	0	0	0	0	0	0	0	0	0			
SEPT	0	0	0	0	0	0	0	0	0	0	0			
OCT	0	0	0	0	0	0	0	0	0	0	0			
NOV	0	0	0	0	0	0	0	0	0	0	0			
DEC	0	0	0	0	0	0	0	0	0	0	0			
TOTAL	82	0	35	0	145	4	9	571	4	14	864			

(1) NOT NECESSARILY DIFFERENT DEFENDANTS

(2) INCLUDES COURT ACTION: NO BILL, TRANSFERRED/NO JURISDICTION, DEATH SUGGESTED/CAUSE ABATED, UNFIT TO STAND TRIAL, SEXUALLY DANGEROUS, TRANSFERS TO WARRANT CALENDAR, AND EXTRADITION PROCEEDING FILED AS A FELONY.

REPORT G
 SENTENCE OF DEFENDANTS CHARGED WITH FELONIES
 DURING THE MONTH OF JULY 2007
 IN THE CIRCUIT COURT OF THE 11TH JUDICIAL CIRCUIT
 McLEAN COUNTY

TOTAL NUMBER OF DEFENDANTS CONVICTED OF FELONIES BY GUILTY PLEA, BENCH TRIAL,
 AND JURY TRIAL (FROM REPORT F). THIS TOTAL MUST EQUAL THE NUMBER OF FELONY
 SENTENCES ON THE FELONY SENTENCE TABLE BELOW

TOTAL NUMBER OF CONVICTED FELONIES: 75

FELONY SENTENCE TABLE

	CLASS M	CLASS X	CLASS 1	CLASS 2	CLASS 3	CLASS 4	TOTALS
1. DEATH	0	0	0	0	0	0	0
2. LIFE	0	0	0	0	0	0	0
3. IDOC	0	2	11	7	4	12	36
4. PROBATION	0	0	2	4	8	18	32
5. OTHER	0	0	0	0	1	6	7
TOTALS:	0	2	13	11	13	36	75

REPORT H
ORDERS OF PROTECTION ISSUED
DURING THE MONTH OF JULY 2007
IN THE CIRCUIT COURT OF THE 11TH JUDICIAL CIRCUIT
McLEAN COUNTY

	<u>EMERGENCY</u>	<u>INTERIM</u>	<u>PLENARY</u>
DIVORCE	2	1	0
FAMILY (OP)	16	0	0
CRIMINAL	3	0	3
TOTAL:	21	1	3